



US00D528076S

(12) **United States Design Patent**  
**Tan**

(10) **Patent No.:** **US D528,076 S**

(45) **Date of Patent:** **\*\* Sep. 12, 2006**

(54) **ELECTRICAL OUTLET ADAPTER**

(75) Inventor: **Swee Keong Tan**, Chanhassen, MN  
(US)

(73) Assignee: **Fiskars Brands, Inc.**, Madison, WI  
(US)

(\*\*) Term: **14 Years**

(21) Appl. No.: **29/223,561**

(22) Filed: **Feb. 15, 2005**

(51) **LOC (8) Cl.** ..... **13-03**

(52) **U.S. Cl.** ..... **D13/137.2**

(58) **Field of Classification Search** ..... D13/106-108,  
D13/123, 133, 137.1-137.4, 139.1-139.8,  
D13/160, 184, 199; 174/48-49, 53-57; 191/12 R,  
191/12.4; 361/42; 439/105-107, 535-536,  
439/538, 650-655  
See application file for complete search history.

(56) **References Cited**

**U.S. PATENT DOCUMENTS**

2,761,113	A	8/1956	Spencer et al.	
2,792,561	A	5/1957	Cohen	
3,061,716	A	10/1962	Benander	
3,179,738	A	* 4/1965	De Lyon	439/350
D315,718	S	3/1991	Luu	
D318,849	S	8/1991	Luu	
D324,029	S	2/1992	Luu	
D329,423	S	* 9/1992	Luu	D13/137.2
5,281,172	A	1/1994	Luu	

D355,640	S	*	2/1995	Shoda et al.	D13/133
D367,037	S	*	2/1996	Fladung et al.	D13/137.2
D370,459	S	*	6/1996	Boesel et al.	D13/137.2
D379,796	S	*	6/1997	Bagga	D13/139.4
D425,482	S	*	5/2000	Rossmann et al.	D13/139.1
D430,846	S	*	9/2000	Kawakita et al.	D13/107
D436,345	S	*	1/2001	Lentine	D13/137.2
D437,289	S	*	2/2001	Chase et al.	D13/123
D514,067	S	*	1/2006	Lee	D13/137.2

\* cited by examiner

*Primary Examiner*—Alan P. Douglas

*Assistant Examiner*—Rosemary K. Tarcza

(74) *Attorney, Agent, or Firm*—Foley & Lardner LLP

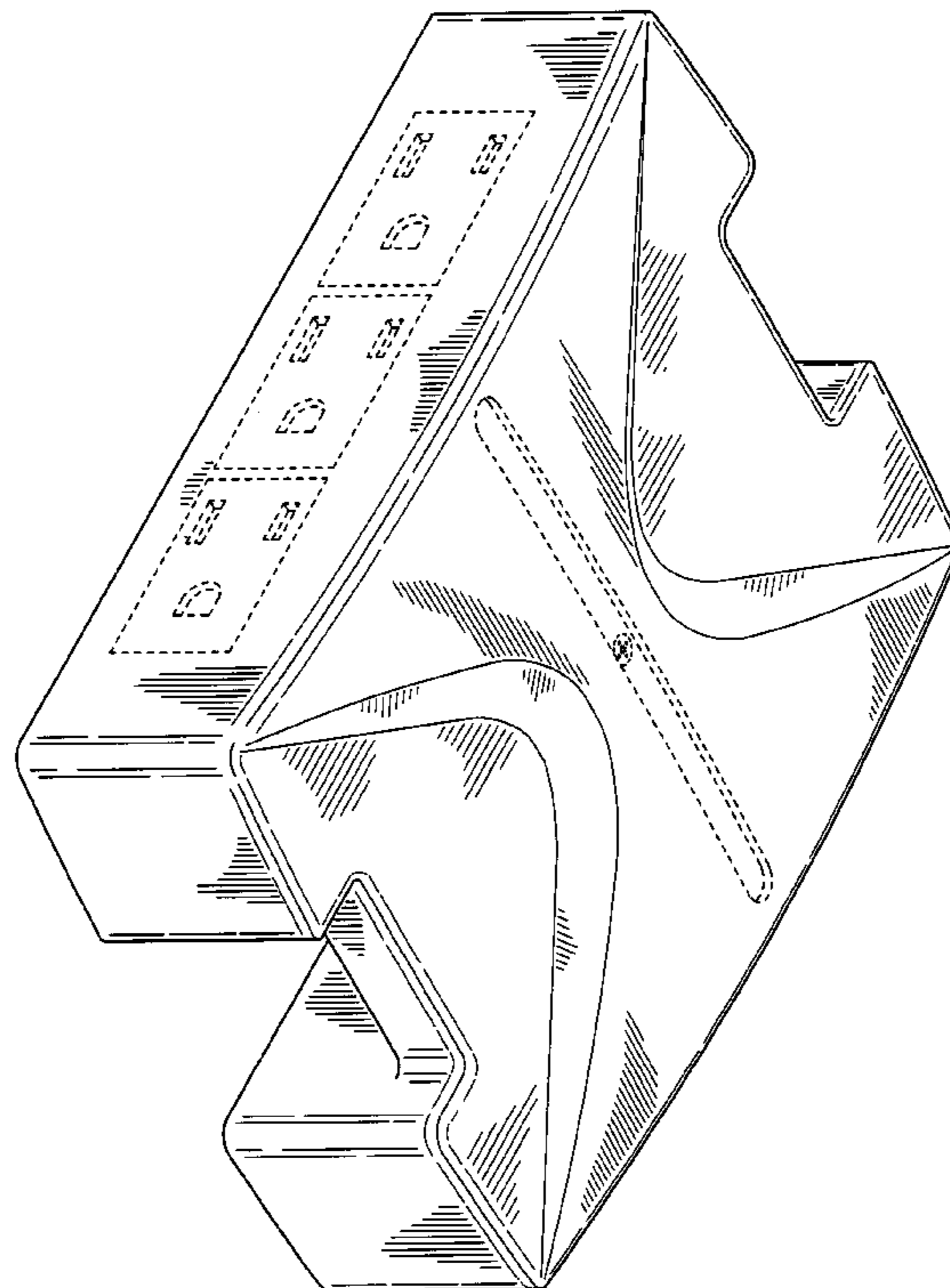
(57) **CLAIM**

I claim the ornamental design for a electrical outlet adapter, as shown and described.

**DESCRIPTION**

FIG. 1 is a front perspective view of the claimed design; FIG. 2 is a front elevation view of the claimed design; FIG. 3 is a rear elevation view of the claimed design; FIG. 4 is a top view of the claimed design, the bottom view being identical; FIG. 5 is a left side elevation view of the claimed design; and, FIG. 6 is a right side elevation view of the claimed design. The ornamental design which is claimed is shown in solid lines in the drawings. The broken lines in the drawings are for illustrative purposes only and form no part of the claimed design.

**1 Claim, 4 Drawing Sheets**



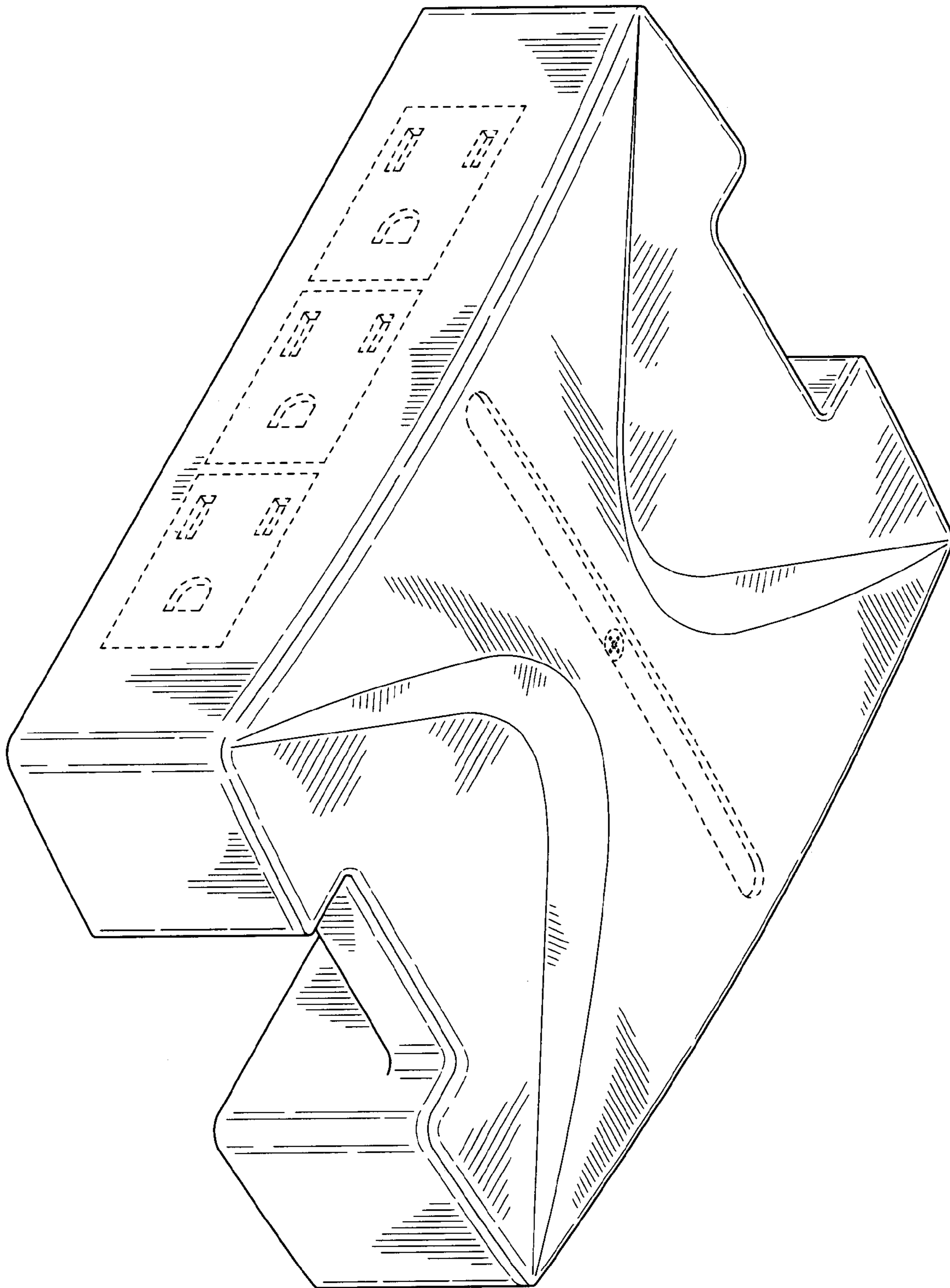
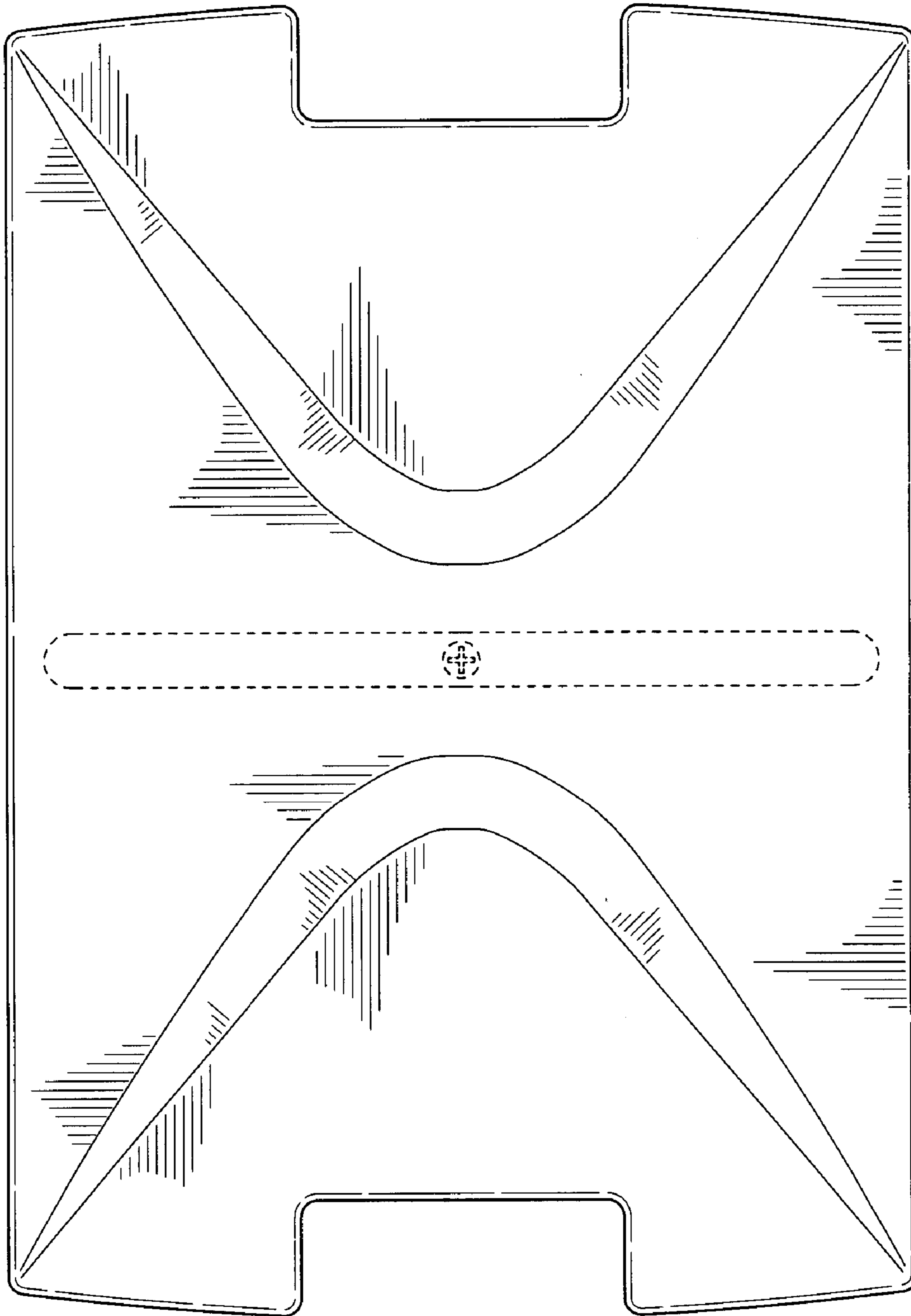


FIGURE 1

FIGURE 2



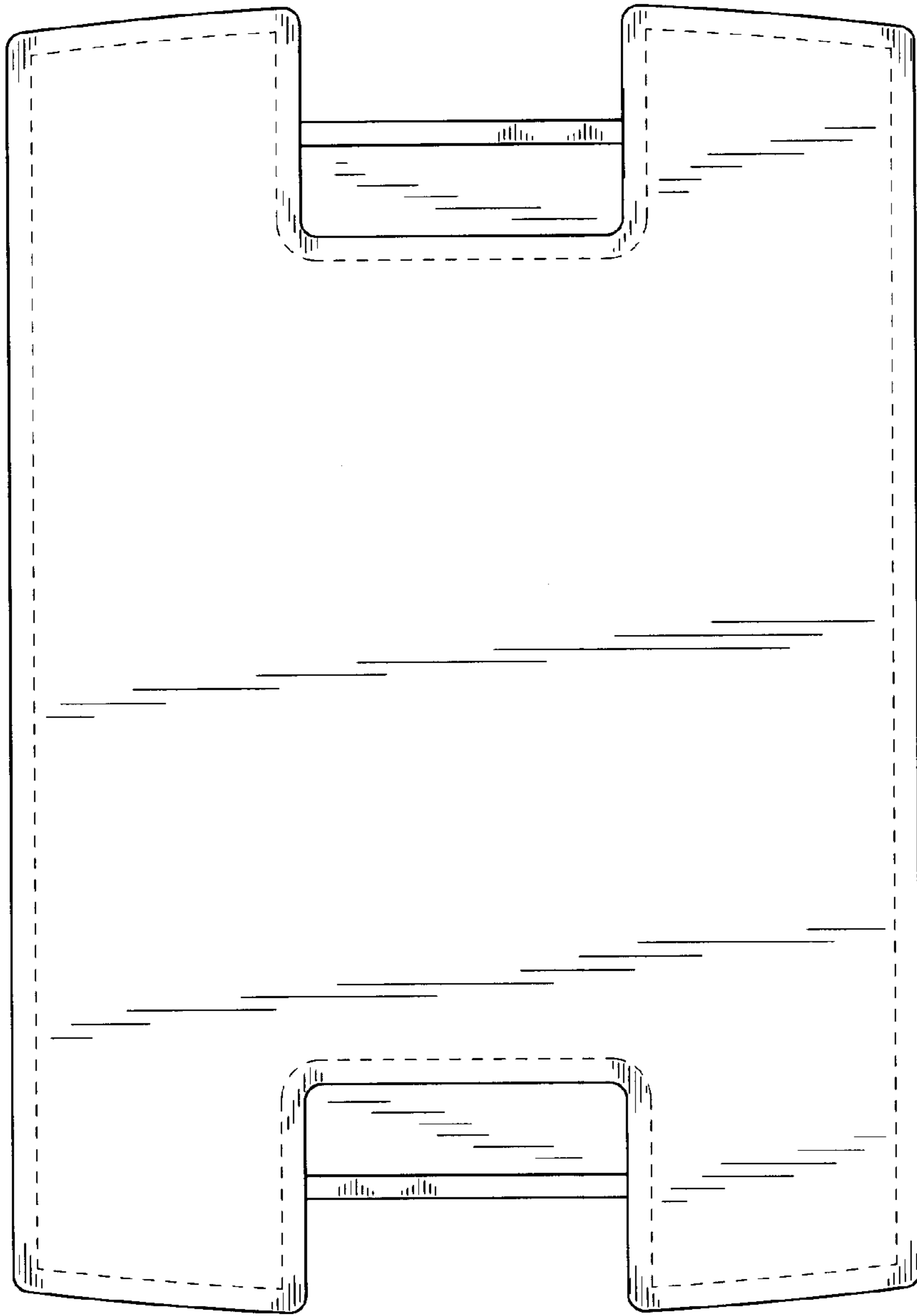


FIGURE 3

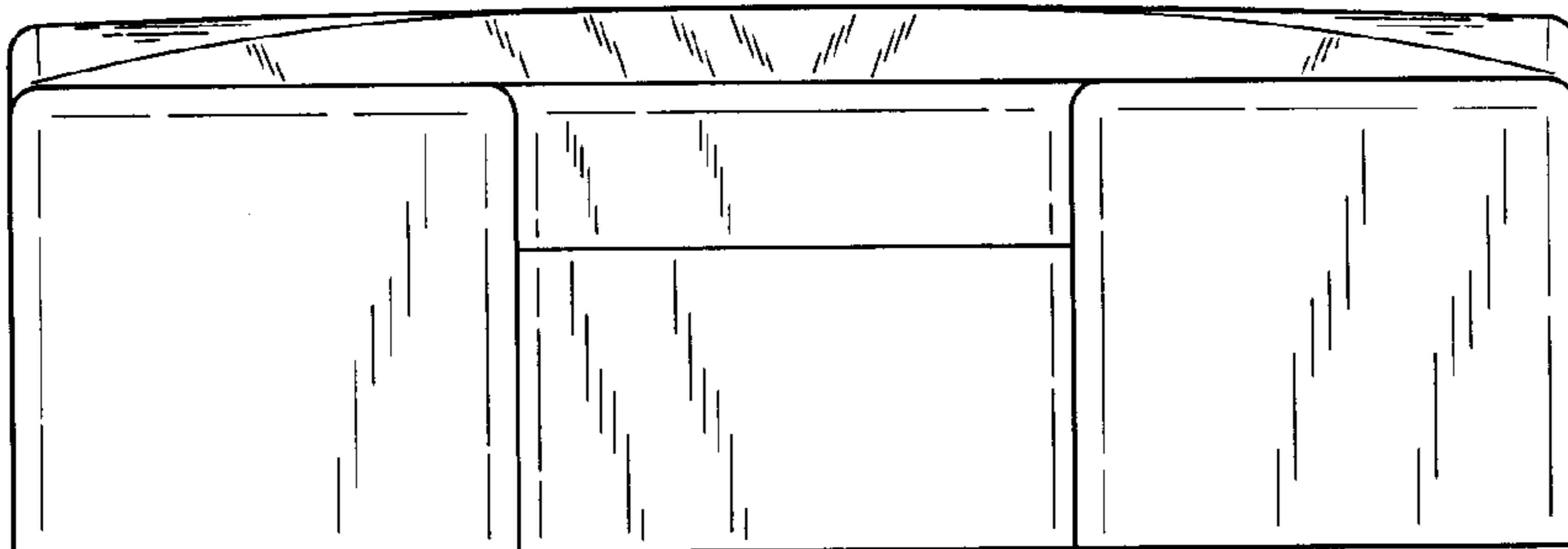


FIGURE 4

FIGURE 5

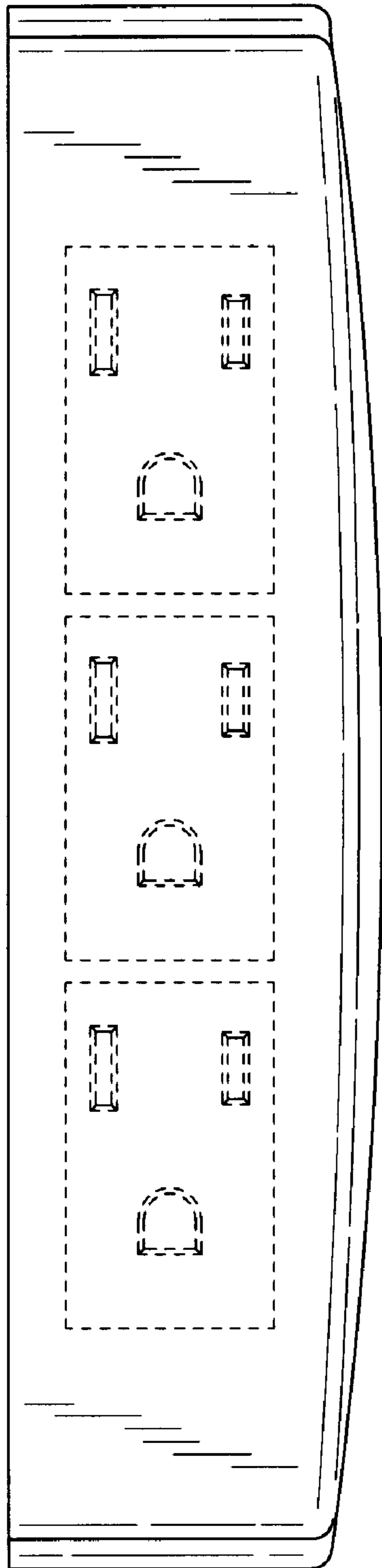


FIGURE 6

