

US00D528068S

(12) **United States Design Patent** (10) **Patent No.:** **US D528,068 S**
Umstot et al. (45) **Date of Patent:** **** Sep. 12, 2006**

(54) **TIRE TREAD**

(75) Inventors: **Dale Edward Umstot**, Atwater, OH (US); **Theresa Marie Nopper**, Macedonia, OH (US); **Joseph Henry Laco**, Akron, OH (US); **Tuck Foo Thum**, Uniontown, OH (US); **Jerry Christos Candiliotis**, Uniontown, OH (US); **Robert Edgar Boore**, Uniontown, OH (US); **Patrick Joseph King**, Hartville, OH (US)

(73) Assignee: **The Goodyear Tire & Rubber Company**, Akron, OH (US)

(**) Term: **14 Years**

(21) Appl. No.: **29/221,859**

(22) Filed: **Jan. 21, 2005**

(51) **LOC (8) Cl.** **12-15**

(52) **U.S. Cl.** **D12/601**

(58) **Field of Classification Search** D12/513, D12/544, 545, 551, 554, 555, 564, 565, 579, D12/580, 586, 588, 589, 590, 591, 600, 601; 152/209.1, 201.9, 209.18, 209.25
See application file for complete search history.

(56) **References Cited**

U.S. PATENT DOCUMENTS

D427,953 S	*	7/2000	Murata	D12/552
D457,856 S	*	5/2002	Ochi	D12/600
D458,214 S	*	6/2002	Takahashi et al.	D12/600
D464,615 S	*	10/2002	Kolowski et al.	D12/600
D487,424 S	*	3/2004	Takahashi et al.	D12/551

OTHER PUBLICATIONS

Dean Wildcat Radial A/T Tire, 2004 Tread Design Guide, Jan. 2004, p. 19. 2/2.*

Dunlop SP Sport 5000 Tire, 2004 Tread Design Guide, Jan. 2004, p. 20. 4/5.*

Gislaved Nord Frost 3 Tire, 2004 Tread Design Guide, Jan. 2004, p. 27. 1/5.*

Cordovan Wild Trac Tafiial LTR Tire, 2004 Tread Design Guide, Jan. 2004, p. 72. 1/3.*

* cited by examiner

Primary Examiner—Robert M. Spear

(74) *Attorney, Agent, or Firm*—Richard B. O'Planick

(57) **CLAIM**

The ornamental design for a tire tread, as shown and described.

DESCRIPTION

FIG. 1 is a perspective view of a tire tread showing our new design, it being understood that the pattern repeats uniformly throughout the circumference of the tread;

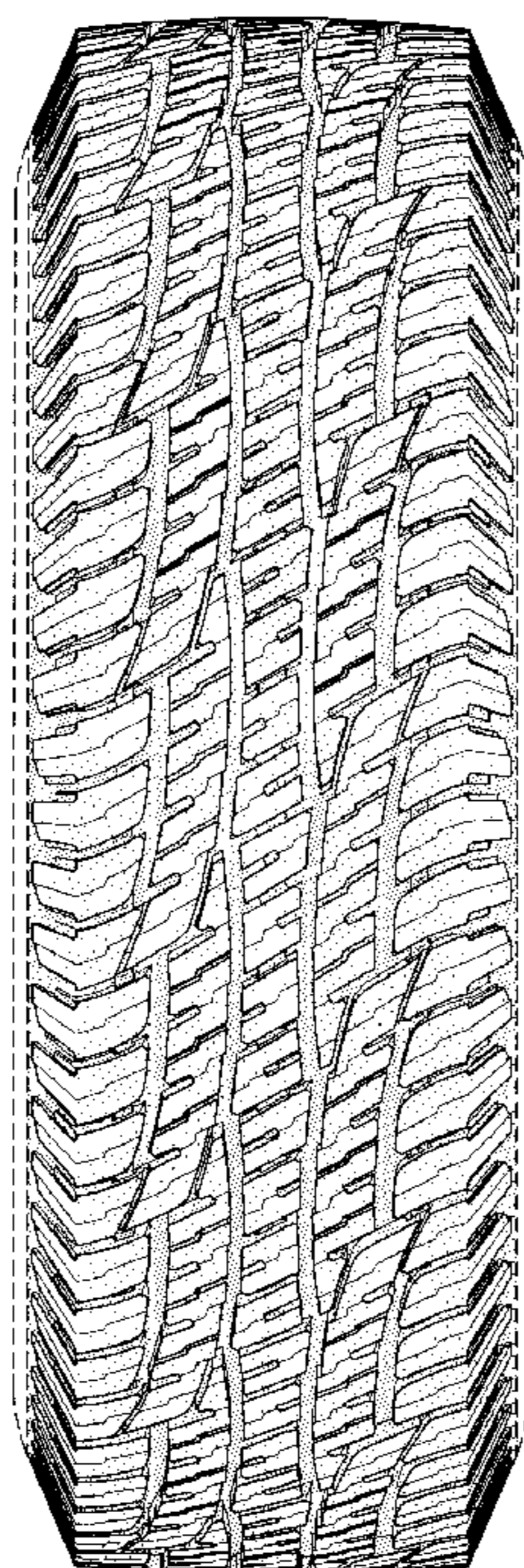
FIG. 2 is a front elevational view thereof;

FIG. 3 is a right side elevational view thereof; the other side being identical thereto; and,

FIG. 4 is an enlarged fragmentary front elevational view thereof.

In the drawings, the broken lines defining the sidewall, inner bead and the peripheral boundary between the tire tread and the sidewall are for illustrative purposes only and form no part of the claimed design.

1 Claim, 4 Drawing Sheets



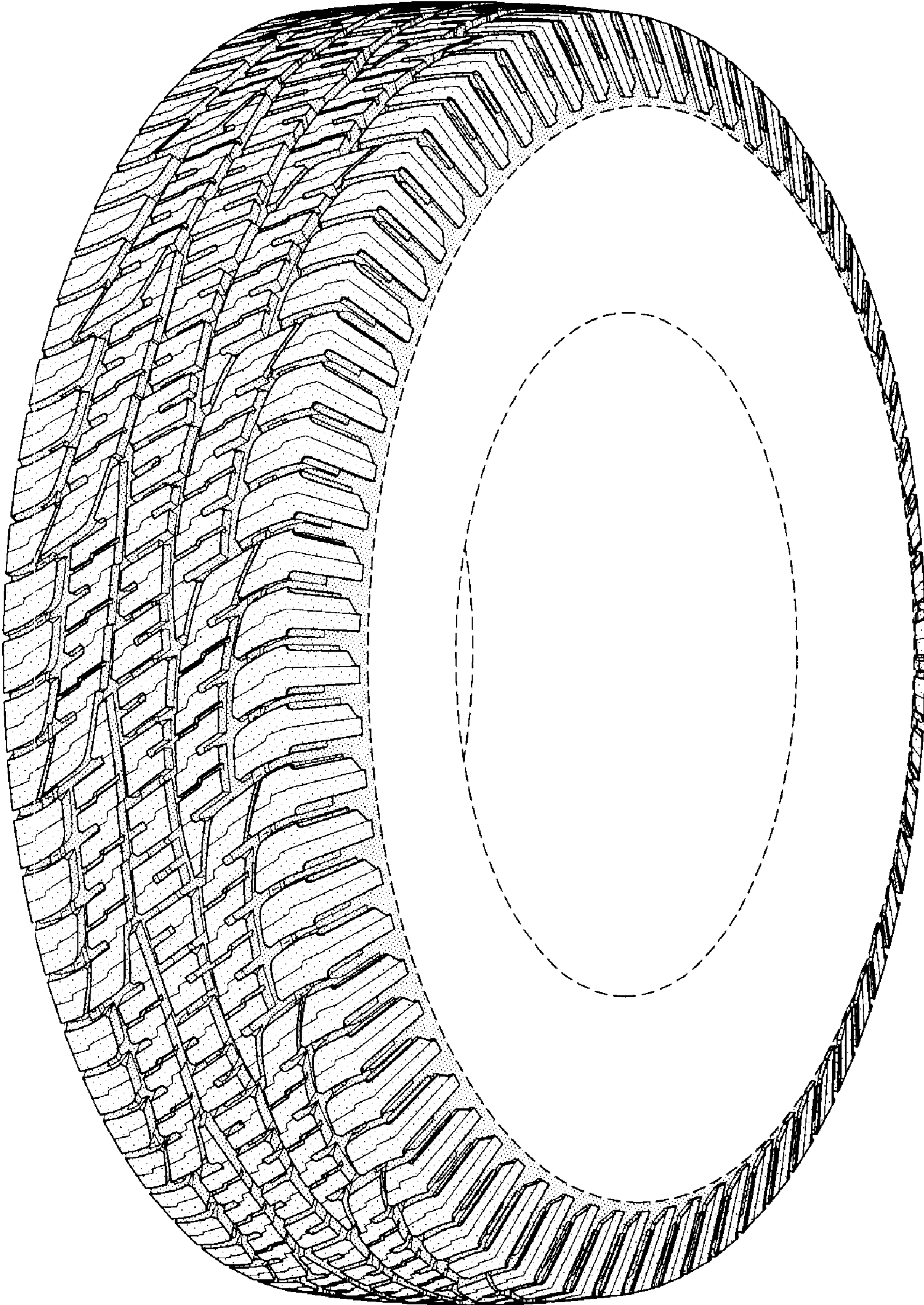


FIG-1

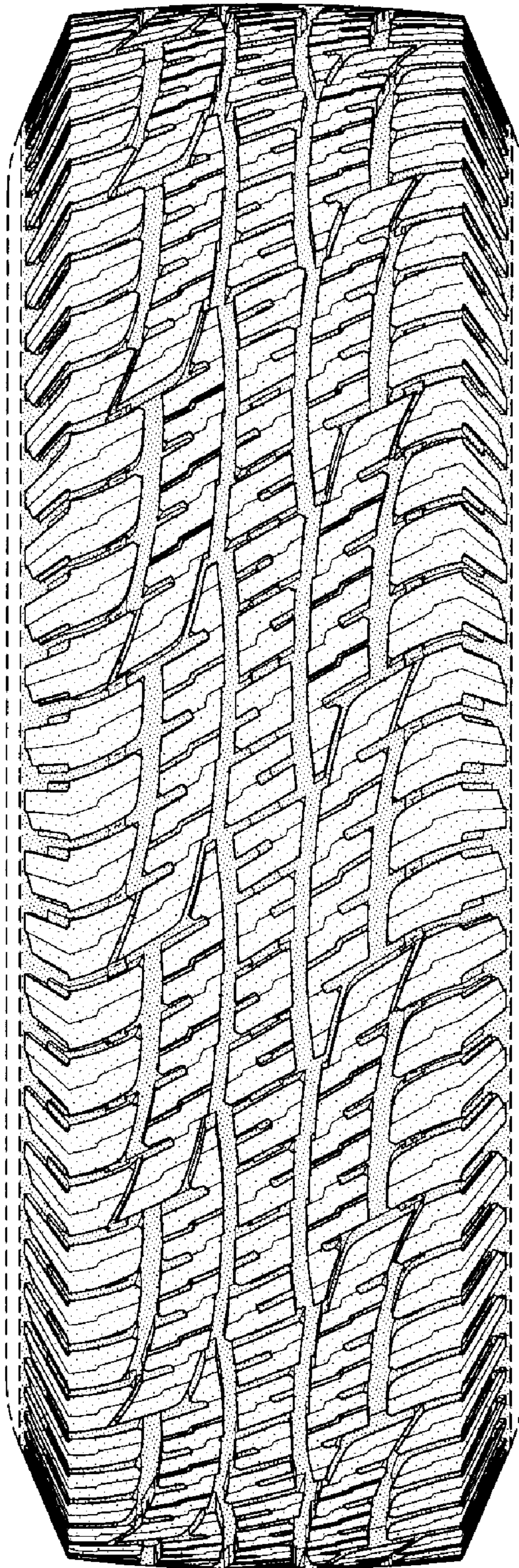


FIG-2

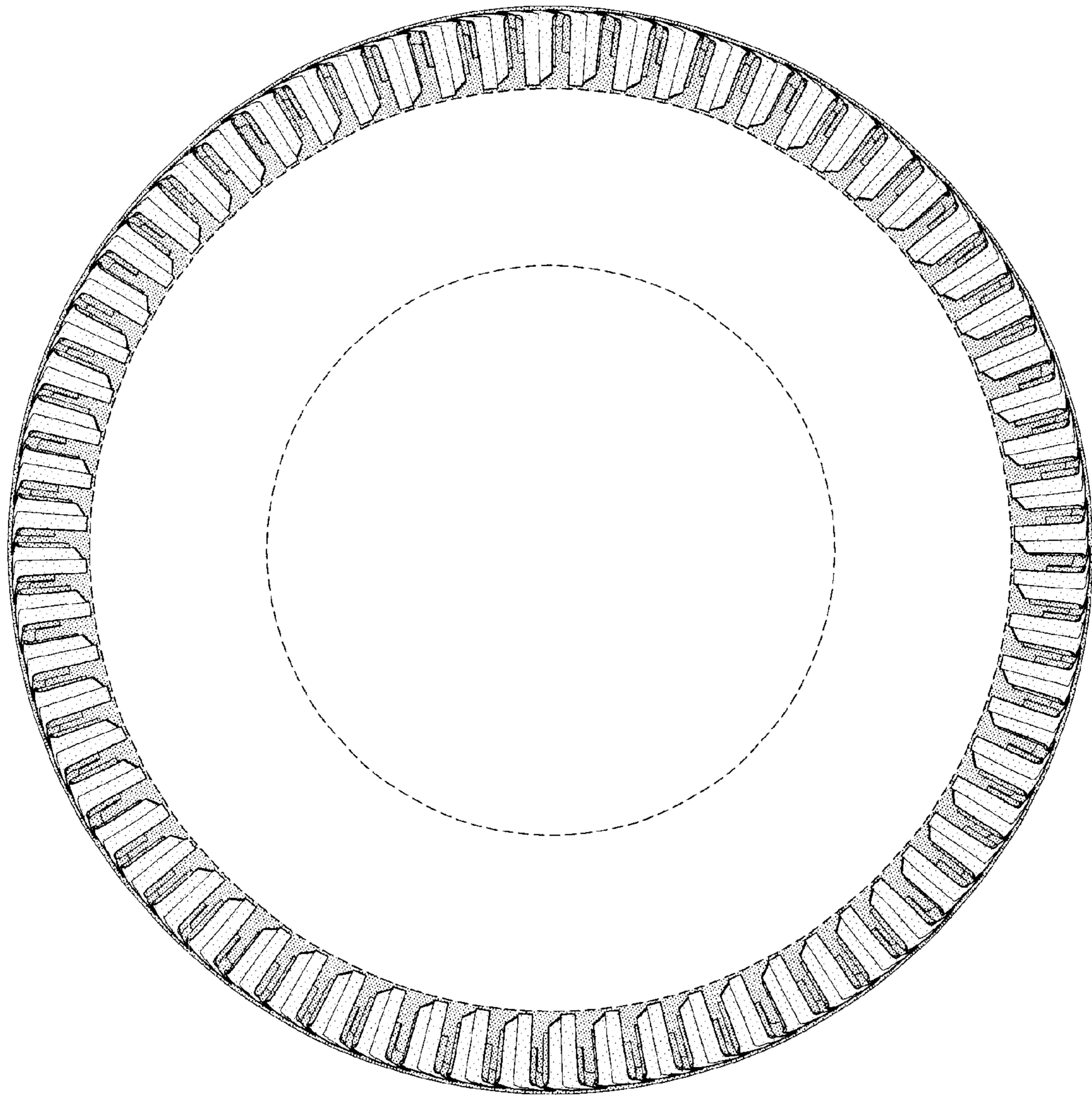


FIG-3




FIG-4