

US00D528057S

(12) **United States Design Patent**
Goldstein

(10) **Patent No.:** **US D528,057 S**

(45) **Date of Patent:** **** Sep. 12, 2006**

(54) **DECORATIVE VEHICLE HITCH STEP**

(76) **Inventor:** **Guy Robert Goldstein**, 5306 Industrial Dr., Huntington Beach, CA (US) 92649

(**) **Term:** **14 Years**

(21) **Appl. No.:** **29/244,754**

(22) **Filed:** **Dec. 13, 2005**

(51) **LOC (8) Cl.** **12-16**

(52) **U.S. Cl.** **D12/203**

(58) **Field of Classification Search** D12/203,
D12/162, 106, 114, 400; 280/163-164.1,
280/166, 169, 153.5, 848; 182/90-92; D25/68-69,
D25/62; 428/81-82; 238/14
See application file for complete search history.

(56) **References Cited**

U.S. PATENT DOCUMENTS

- D10,351 S * 12/1877 Krickl D12/203
- D450,638 S * 11/2001 Calderon D12/162
- D456,747 S * 5/2002 Louie D12/106
- D463,345 S * 9/2002 Cipolla D12/203

- D480,998 S * 10/2003 DeBerti D12/114
- D511,319 S * 11/2005 Wang D12/203
- D513,217 S * 12/2005 Daws et al. D12/203

* cited by examiner

Primary Examiner—Stacia Cadmus

(74) *Attorney, Agent, or Firm*—Curtis L. Harrington; Kathy Harrington; Harrington & Harrington Inc.

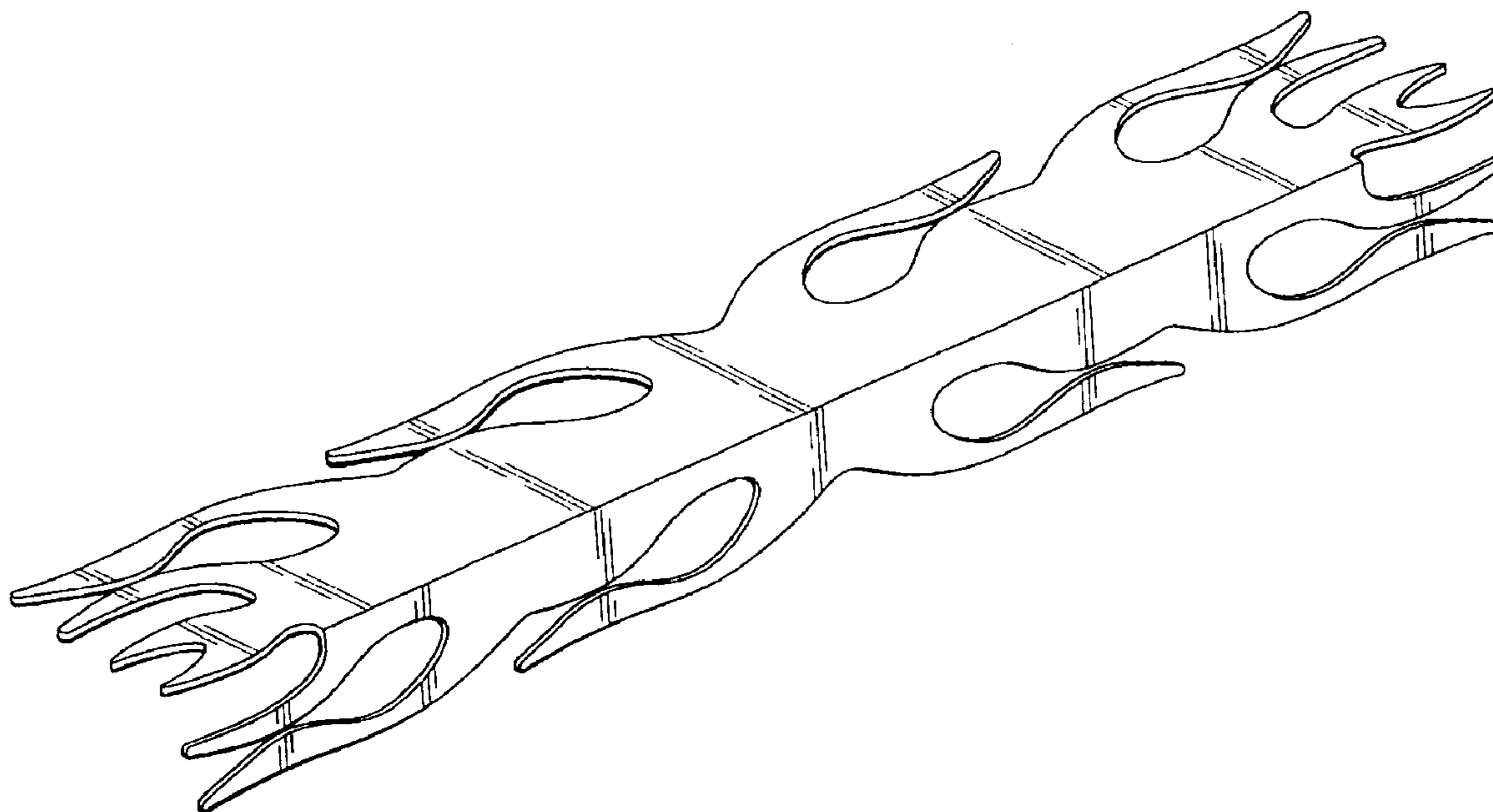
(57) **CLAIM**

The ornamental design for an decorative vehicle hitch step, as shown and described.

DESCRIPTION

FIG. 1 is a perspective view taken with respect to a first embodiment of a decorative vehicle hitch step;
FIG. 2 is a rear plan view;
FIG. 3 is a top view;
FIG. 4 is left side view, a right side view being a mirror image thereof; and,
FIG. 5 is a second embodiment of a decorative vehicle hitch step in which the end edges are covered with a strip of protective reinforcement material.

1 Claim, 2 Drawing Sheets



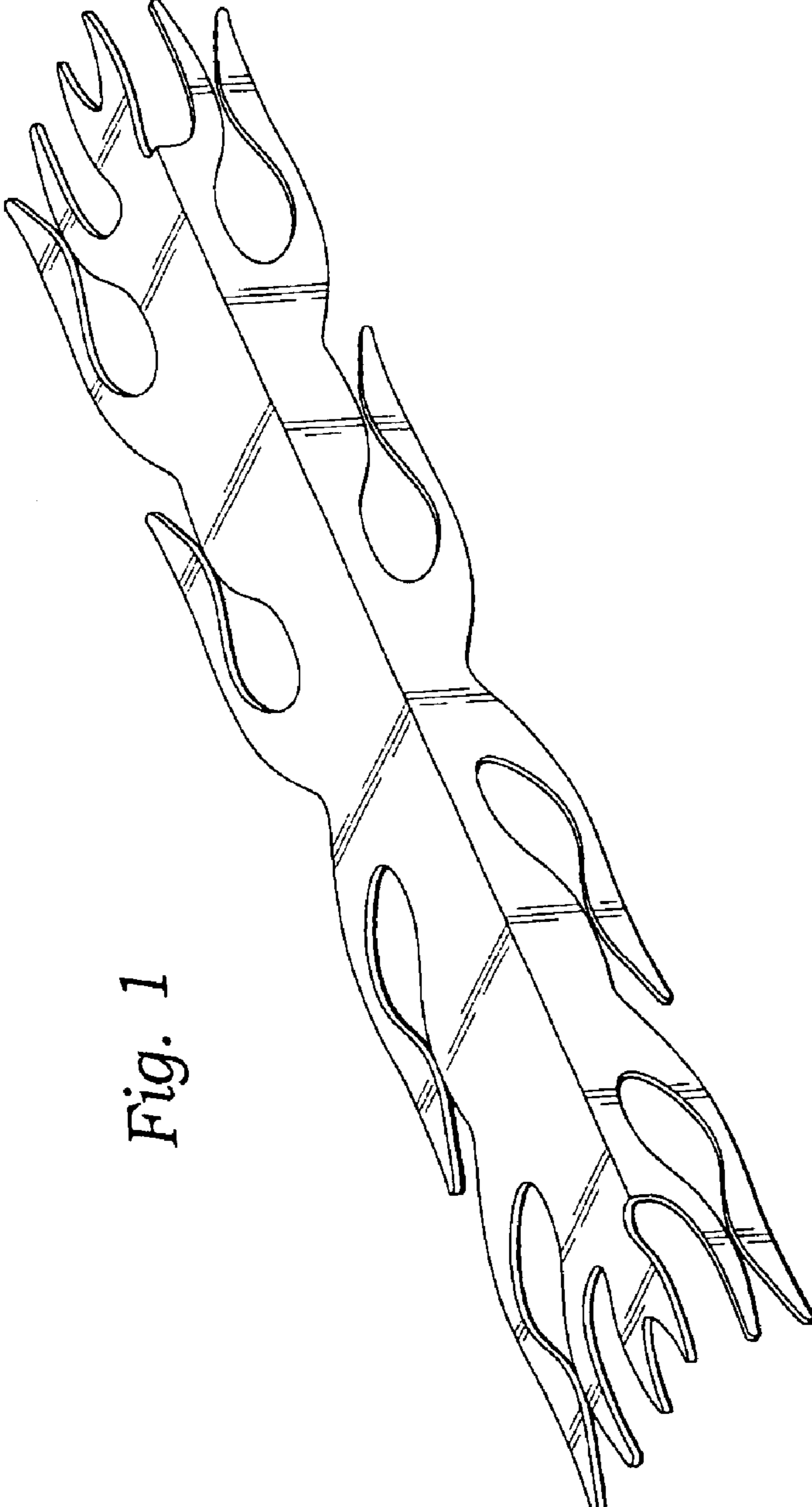


Fig. 1

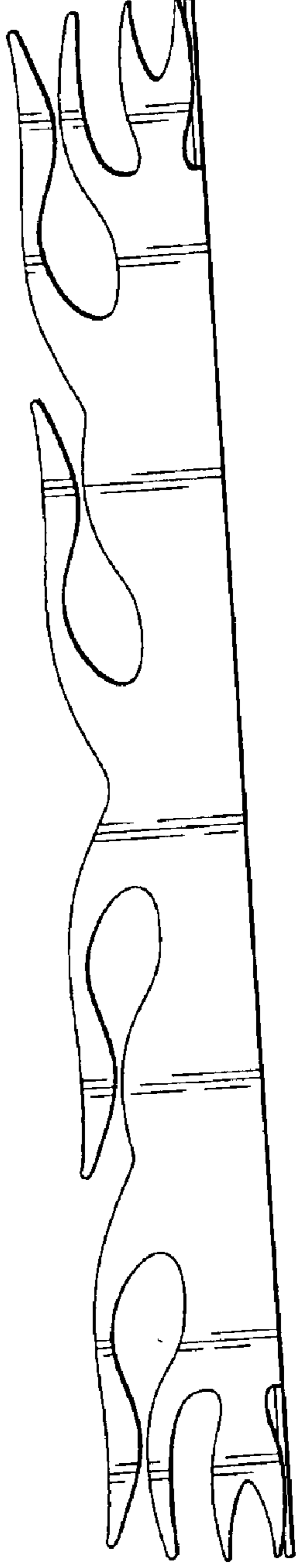


Fig. 2

Fig. 3

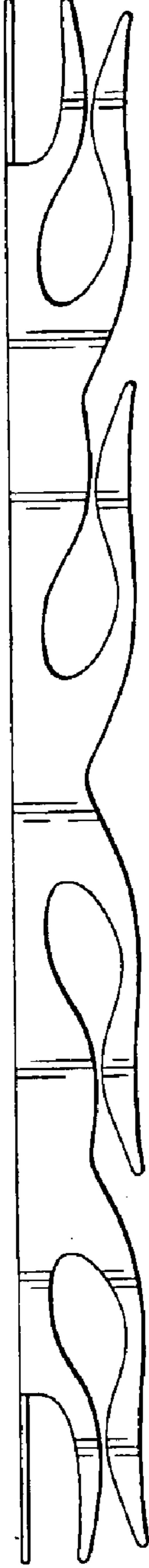


Fig. 4

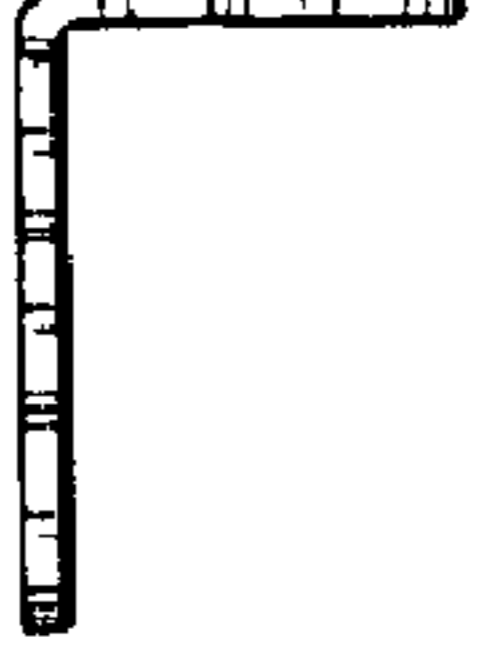


Fig. 5

