



US00D528051S

(12) **United States Design Patent**
Fukui et al.

(10) **Patent No.:** **US D528,051 S**

(45) **Date of Patent:** **** Sep. 12, 2006**

(54) **FRONT BUMPER FOR AN AUTOMOBILE**

(75) Inventors: **Hirofumi Fukui**, Aichi-ken (JP);
Mineo Imaiida, Aichi-ken (JP)

(73) Assignee: **Toyota Jidosha Kabushiki Kaisha**,
Aichi-ken (JP)

(**) Term: **14 Years**

(21) Appl. No.: **29/235,720**

(22) Filed: **Aug. 5, 2005**

(51) **LOC (8) Cl.** **12-16**

(52) **U.S. Cl.** **D12/169**

(58) **Field of Classification Search** D12/90-92,
D12/86, 169, 196, 163; 296/193.08, 193.09;
293/102, 113, 115, 117, 120
See application file for complete search history.

(56) **References Cited**

U.S. PATENT DOCUMENTS

D447,726 S	*	9/2001	Okano	D12/169
D452,207 S		12/2001	Ishii et al.		
D462,640 S		9/2002	Sakae		
D463,334 S		9/2002	Koman		
D472,856 S		4/2003	Oishi et al.		
D473,168 S		4/2003	Hayashi		
D473,499 S		4/2003	Tanabe et al.		
D473,500 S		4/2003	Okumoto et al.		
D474,720 S	*	5/2003	Tachibana et al.	D12/169
D483,706 S	*	12/2003	Kato	D12/169
D497,580 S	*	10/2004	Aikawa	D12/169
D498,716 S	*	11/2004	Maeda et al.	D12/169

D501,436 S	*	2/2005	Nagura et al.	D12/169
D515,990 S	*	2/2006	Nakamura	D12/169
D516,967 S	*	3/2006	Tomida et al.	D12/169

OTHER PUBLICATIONS

Monthly Magazine "Family Car," Toyota Corolla Runx,
published by Naigai Publishing Co., Ltd., Dec. 1, 2004, p.
68.

Guidebook for Cars, Toyota Fun Cargo, published by Japan
Automobile Manufacturers Association, Inc., Nov. 2, 2004.

* cited by examiner

Primary Examiner—Melody N. Brown

(74) *Attorney, Agent, or Firm*—Finnegan, Henderson,
Farabow, Garrett & Dunner, L.L.P.

(57) **CLAIM**

The ornamental design for a front bumper for an automobile,
as shown and described.

DESCRIPTION

FIG. 1 is a left-front, perspective view of a front bumper for
an automobile of our new design;

FIG. 2 is a front view thereof;

FIG. 3 is a rear view thereof;


FIG. 4 is a top view of thereof;

FIG. 5 is a bottom view thereof; and,

FIG. 6 is a right-side view our new design, the left-side view
being a mirror image thereof.

In the above descriptions "right" and "left" refer to the
orientation of the bumper in the figures, not as the bumper
is oriented on an automobile.

1 Claim, 3 Drawing Sheets



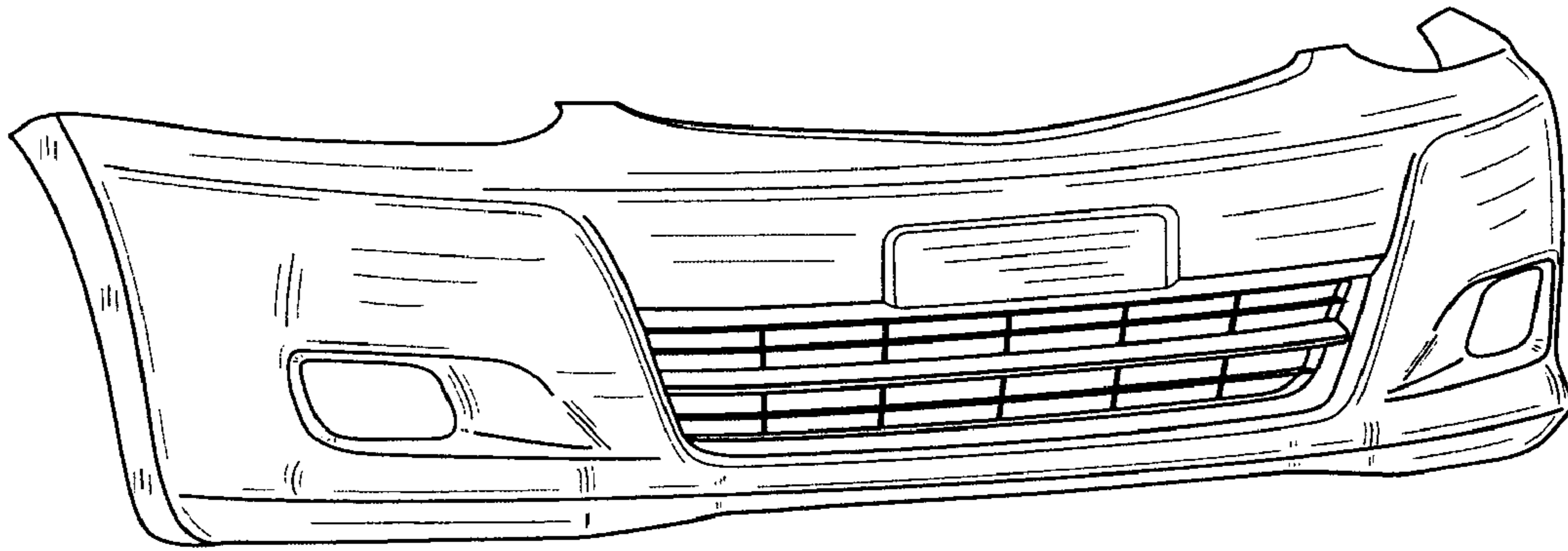


FIG. 1




FIG. 2

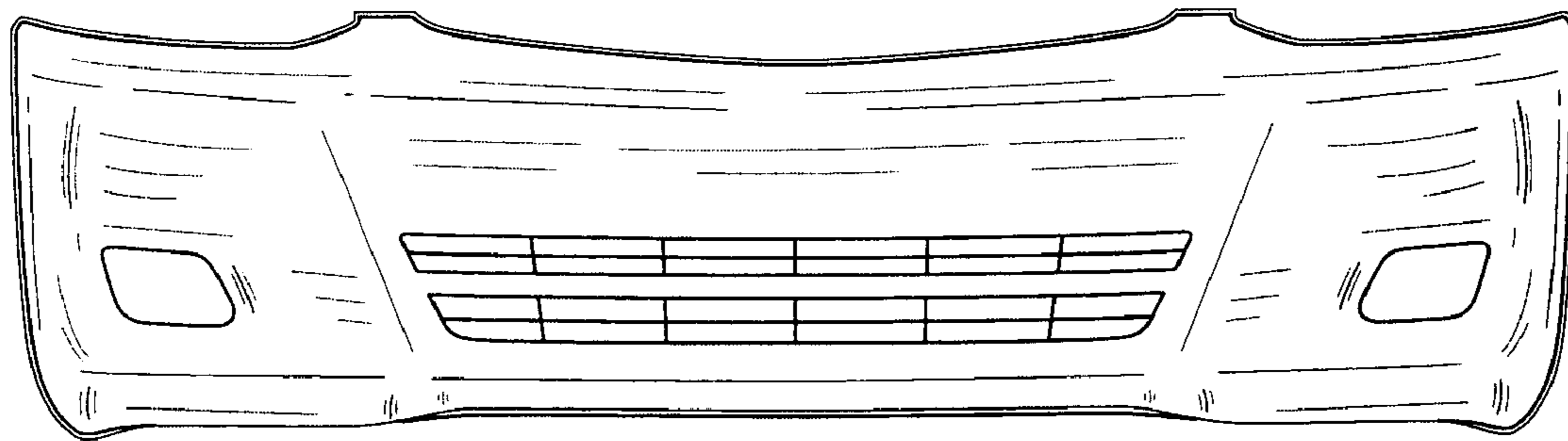


FIG. 3




FIG. 4

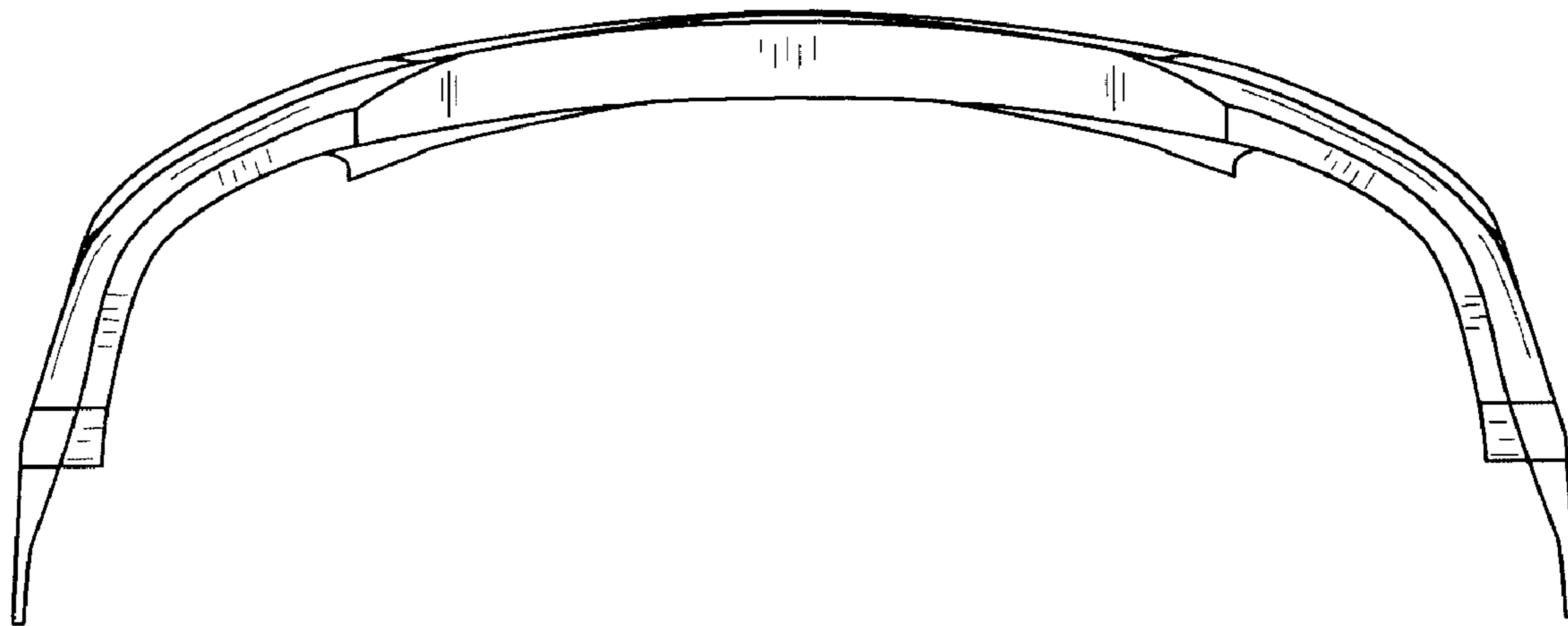


FIG. 5

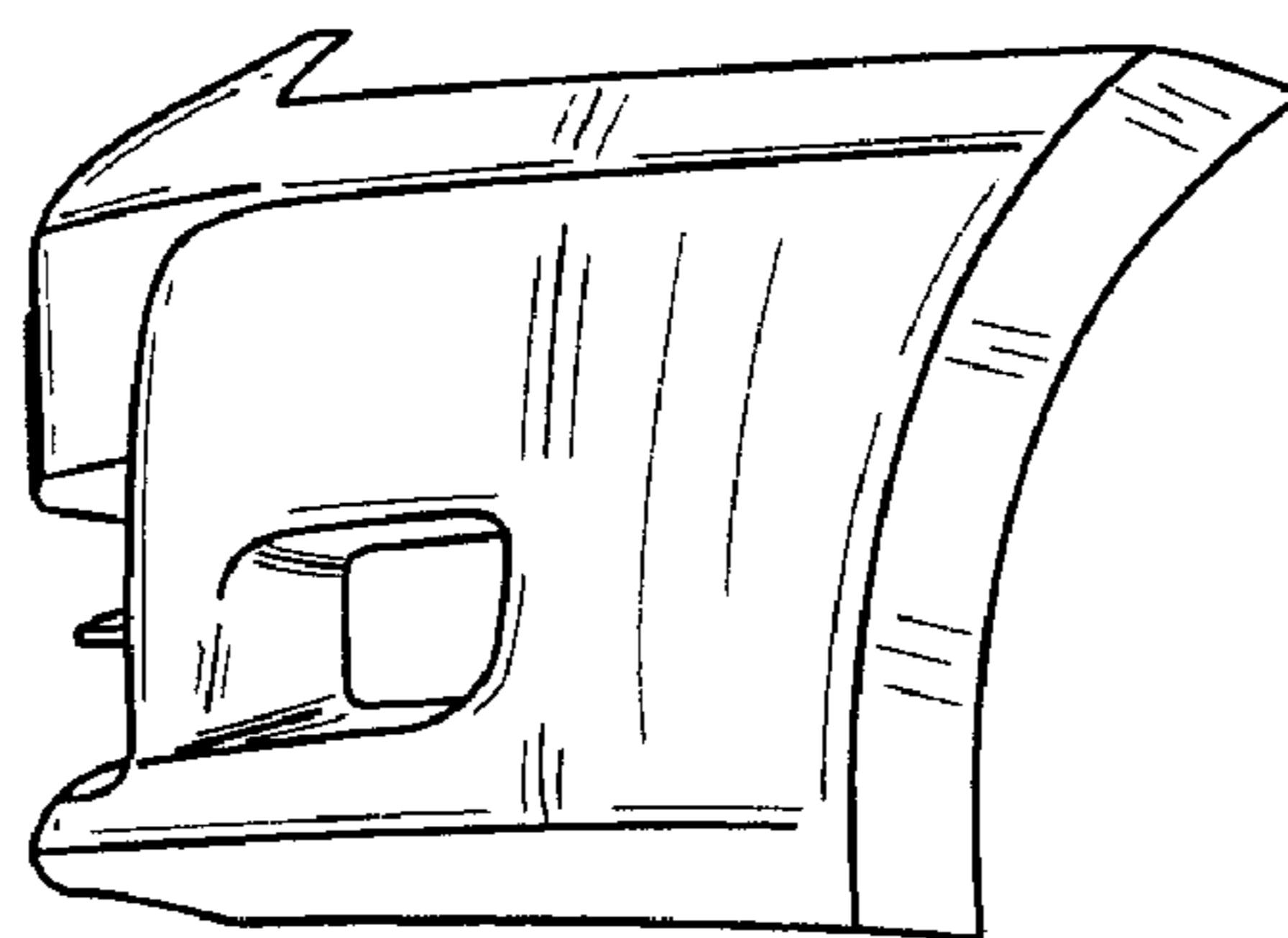


FIG. 6