



US00D528039S

(12) **United States Design Patent**  
**Sellers**

(10) **Patent No.:** **US D528,039 S**

(45) **Date of Patent:** **\*\* Sep. 12, 2006**

(54) **POTTED PLANT SAUCER**

(76) **Inventor:** **Kathleen R. Sellers**, 3594 S. Ocean Blvd., #301, Highland Beach, FL (US) 33487

(\*\*) **Term:** **14 Years**

(21) **Appl. No.:** **29/237,646**

(22) **Filed:** **Sep. 1, 2005**

(51) **LOC (8) Cl.** ..... **11-02**

(52) **U.S. Cl.** ..... **D11/164**

(58) **Field of Classification Search** ..... D6/403-405, D6/411-415, 491, 495, 497, 498, 556-558; D7/388, 389; D8/1; D11/130, 130.1, 143-149, D11/151, 152, 164; 47/39, 41.01, 41.1, 44-47, 47/67, 71; 211/71.01, 85.23, 196  
See application file for complete search history.

(56) **References Cited**

**U.S. PATENT DOCUMENTS**

1,600,055	A	*	9/1926	Meyer	.....	47/71
2,206,694	A	*	7/1940	Greene	.....	47/71
D265,069	S	*	6/1982	LeVan	.....	D11/164
D283,496	S	*	4/1986	Pisarkiewicz	.....	D11/164
D322,768	S	*	12/1991	Lillelund et al.	.....	D11/147
5,209,013	A	*	5/1993	Sellers	.....	47/71
D339,550	S	*	9/1993	Wilder	.....	D11/164
D361,308	S	*	8/1995	Loran	.....	D11/164
D366,855	S	*	2/1996	Deelen	.....	D11/152
D383,377	S	*	9/1997	Sellers	.....	D8/374

D399,787	S	*	10/1998	Wagner	.....	D11/164
D453,308	S	*	2/2002	McCauley	.....	D11/152
6,766,615	B1	*	7/2004	Smead	.....	47/71
D504,249	S	*	4/2005	Wagner	.....	D6/403
D507,761	S	*	7/2005	Lehman et al.	.....	D11/164
D507,762	S	*	7/2005	Lehman et al.	.....	D11/164
D510,295	S	*	10/2005	Lehman et al.	.....	D11/164

\* cited by examiner

*Primary Examiner*—Caron Veynar

*Assistant Examiner*—Garth Rademaker

(74) *Attorney, Agent, or Firm*—Malin, Haley & DiMaggio, P.A.

(57) **CLAIM**

The ornamental design for a potted plant saucer, as shown and described.

**DESCRIPTION**

FIG. 1 is a perspective view of a potted plant saucer, in accordance with my new design;

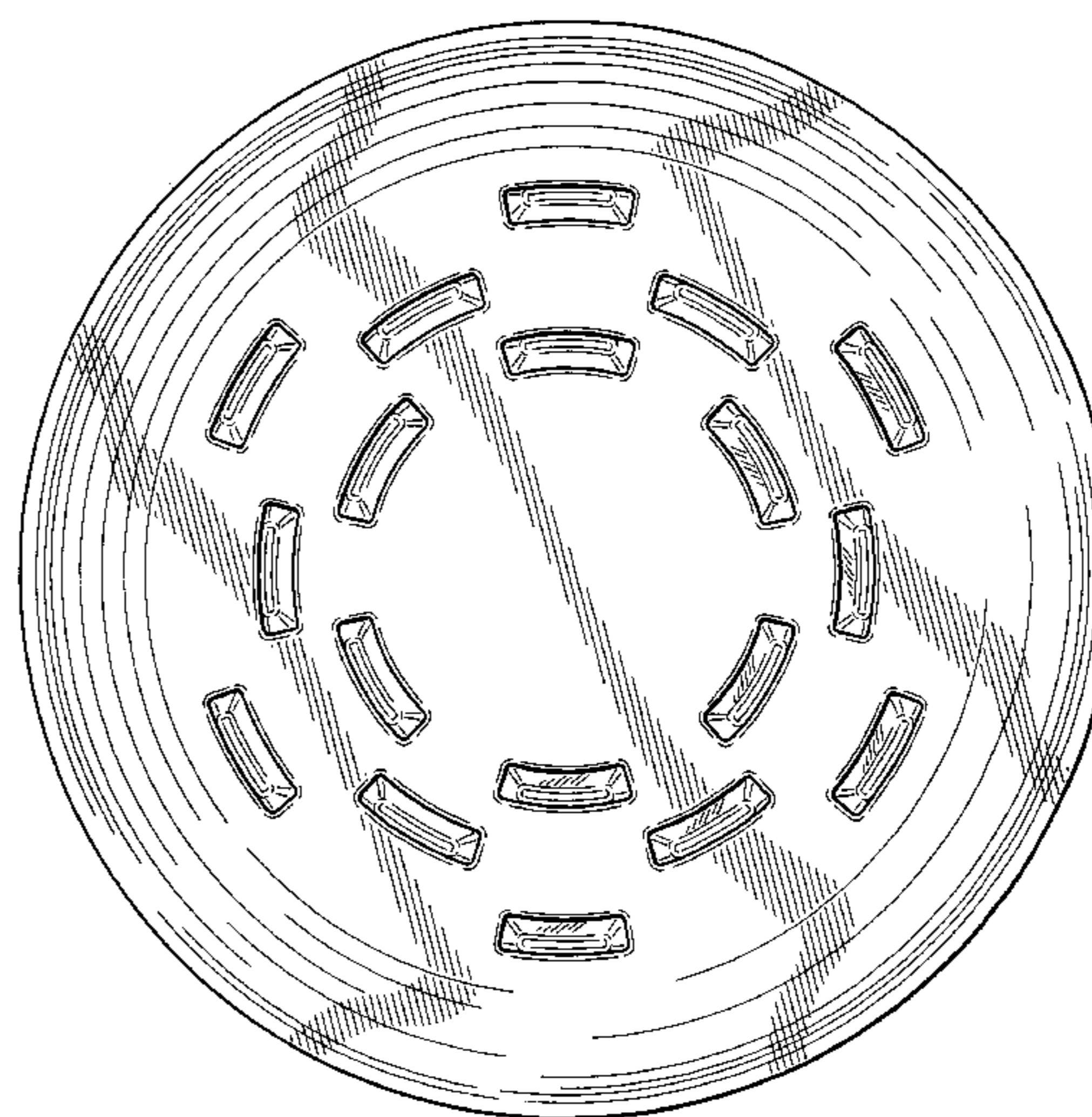
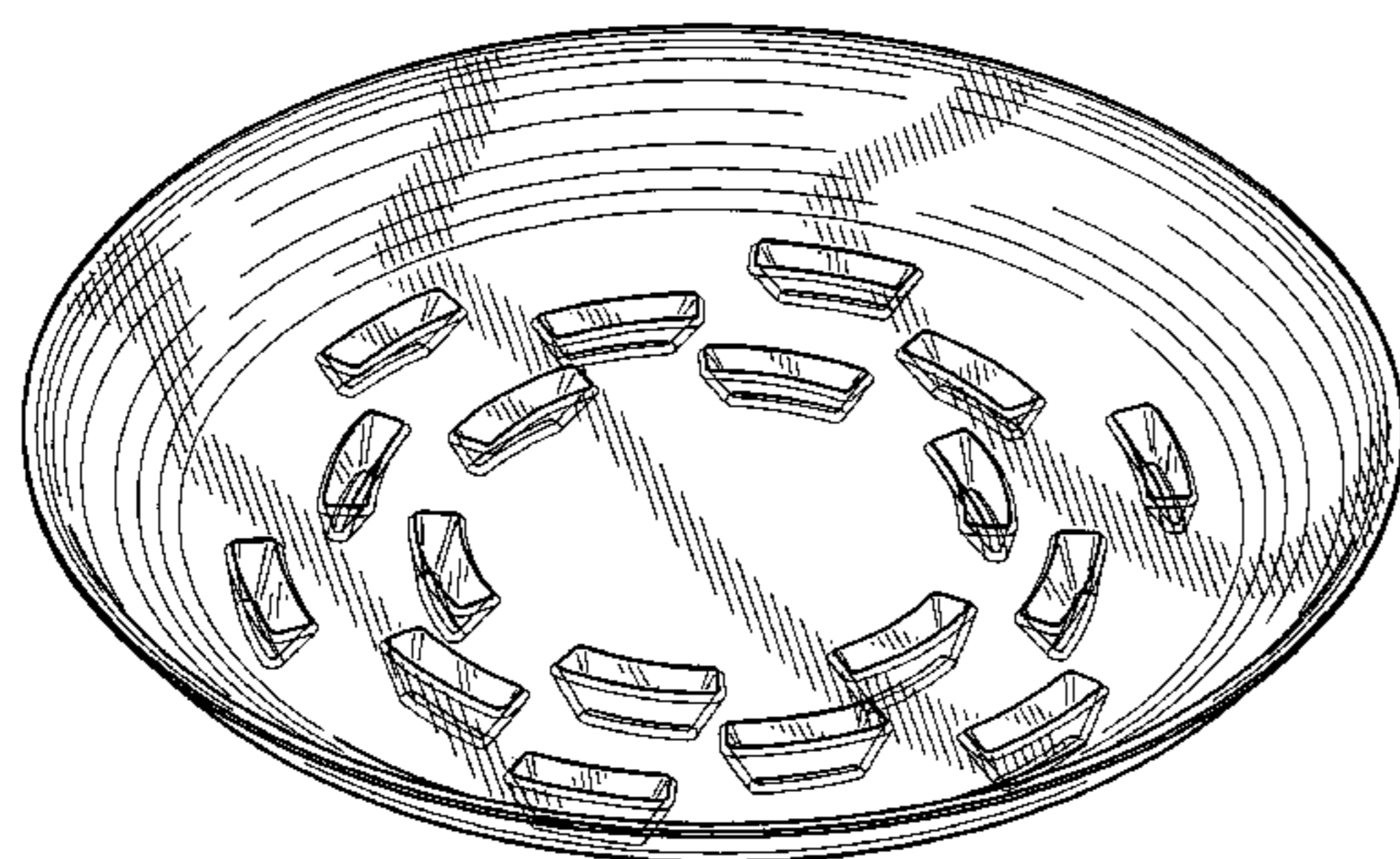
FIG. 2 is a top view of the potted plant saucer of FIG. 1;

FIG. 3 is a left side elevational view of the potted plant saucer of FIG. 1; the right side elevational view is a mirror image thereof;

FIG. 4 is a front elevational view of a potted plant saucer of FIG. 1; the rear elevational view is a mirror image thereof; and,

FIG. 5 is a bottom plan view of a potted plant saucer shown in FIG. 1.

**1 Claim, 4 Drawing Sheets**



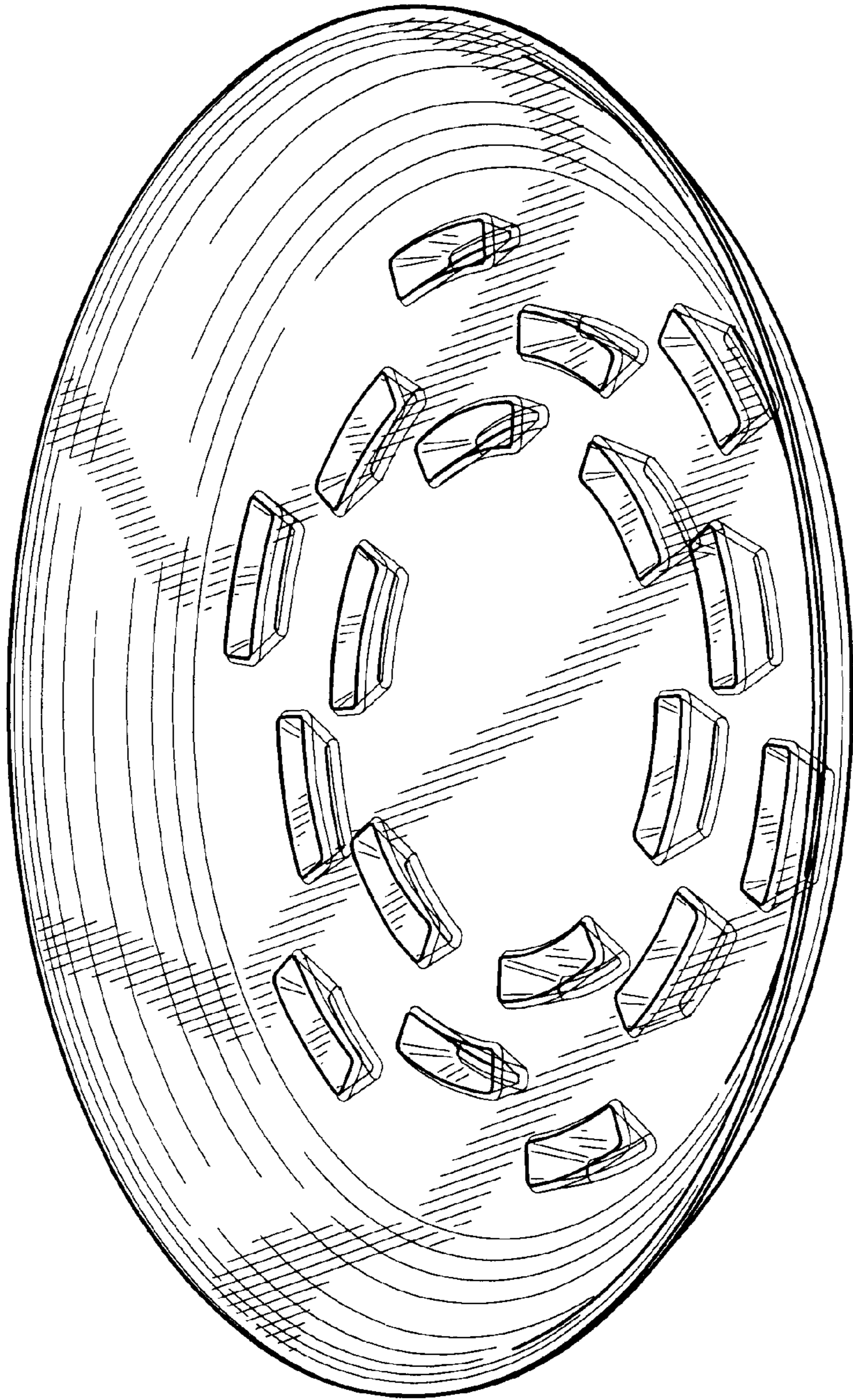


FIG. 1



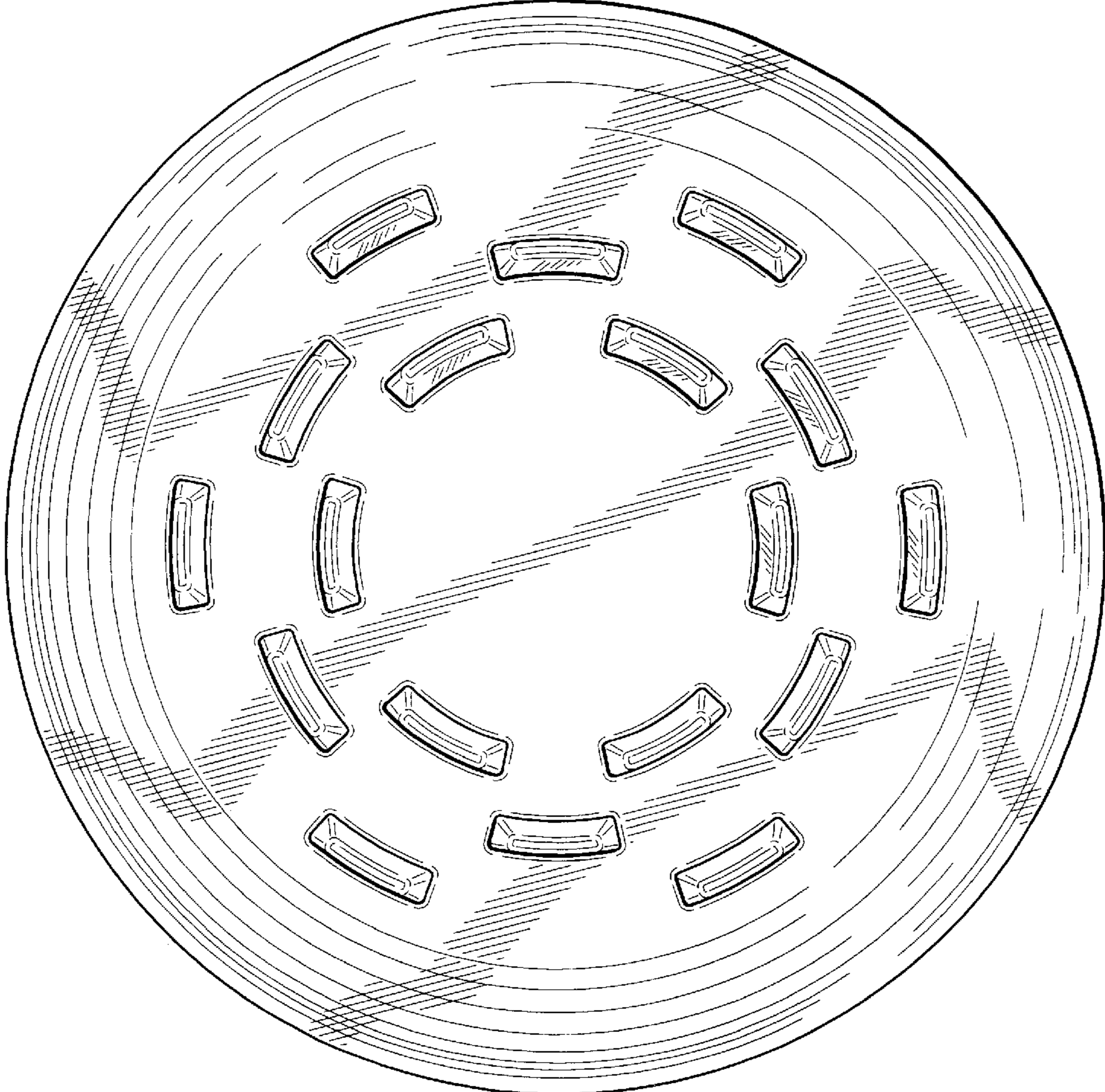


FIG. 2

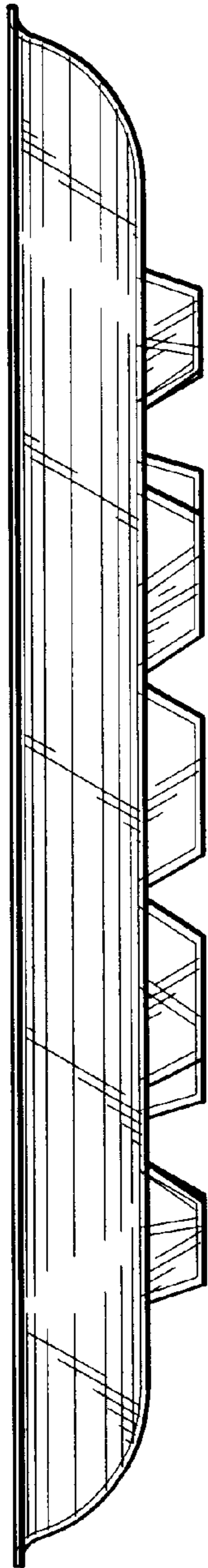


FIG. 3

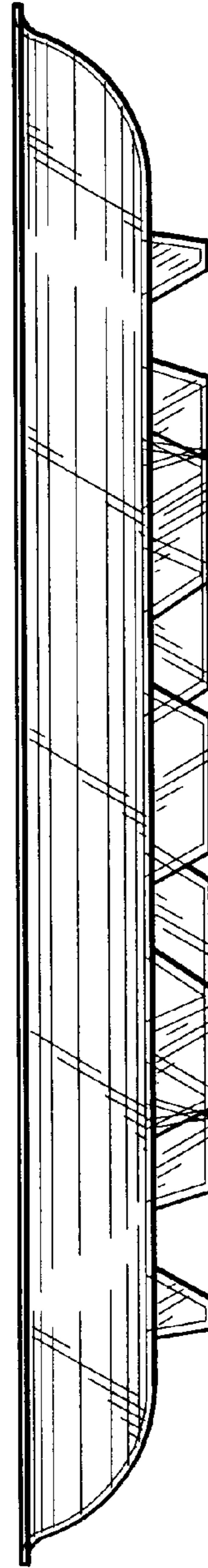


FIG. 4

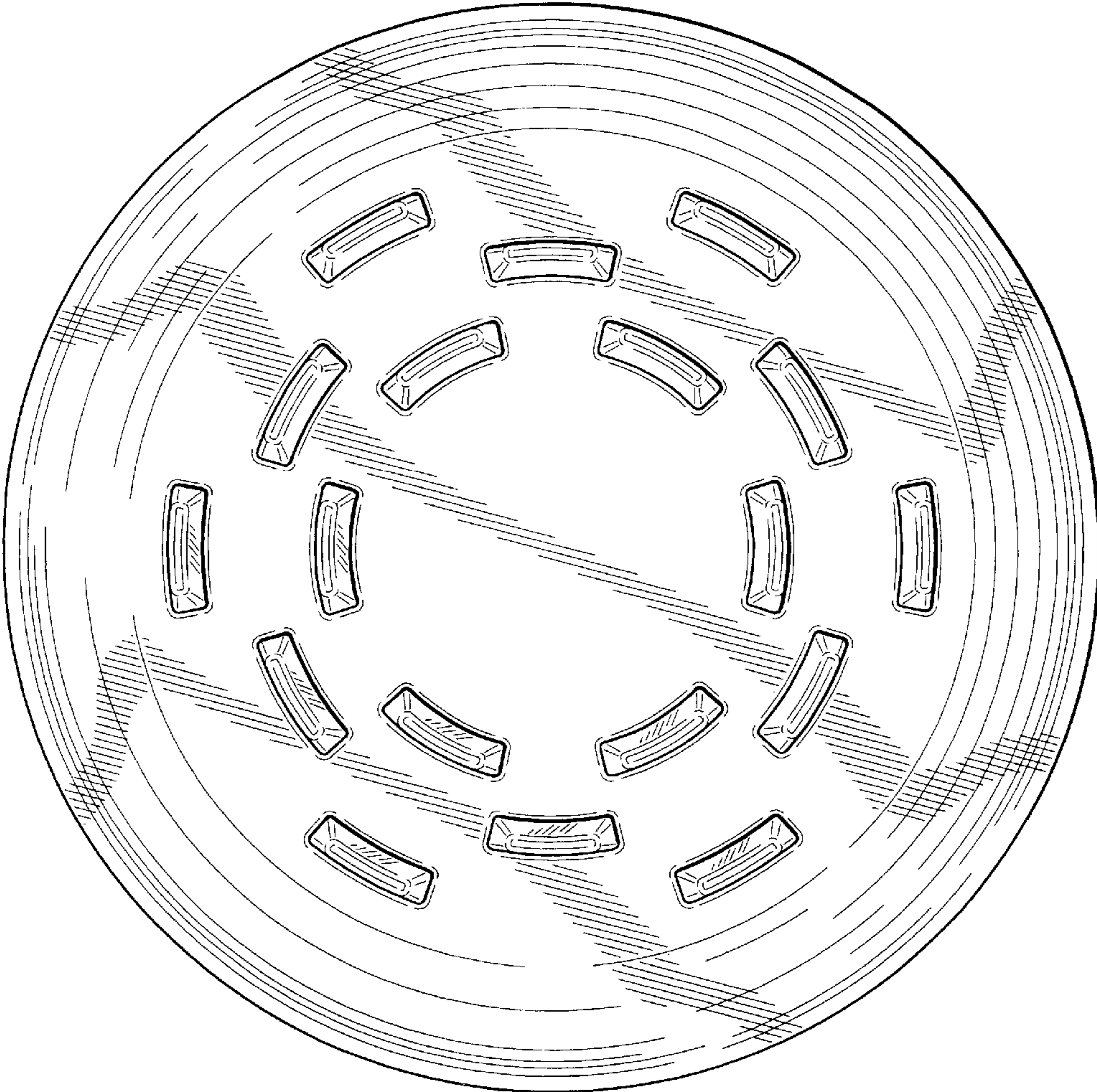


FIG. 5