



US00D528036S

(12) **United States Design Patent**
Pang

(10) **Patent No.:** **US D528,036 S**

(45) **Date of Patent:** **** Sep. 12, 2006**

(54) **LOCKET**

(75) Inventor: **Tony C. Pang**, Cranston, RI (US)

(73) Assignee: **Colibri Corporation**, Providence, RI (US)

(**) Term: **14 Years**

(21) Appl. No.: **29/233,159**

(22) Filed: **Jun. 29, 2005**

(51) **LOC (8) Cl.** **11-03**

(52) **U.S. Cl.** **D11/103**

(58) **Field of Classification Search** D11/1-2,
D11/7, 40-44, 46-49, 53, 56-57, 59-61,
D11/63, 65, 79-83, 86-87, 89-90, 99, 91-92,
D11/101, 106, 114-116, 200-201; 63/1.11,
63/18-20; D3/207-211

See application file for complete search history.

(56) **References Cited**

U.S. PATENT DOCUMENTS

1,050,224	A	*	1/1913	Nederland	63/19
2,377,816	A	*	6/1945	Slain	63/19
4,542,631	A	*	9/1985	Esser, III	63/31
D375,702	S	*	11/1996	Regan	D11/81
D386,426	S	*	11/1997	Gemmell	D10/31
D395,842	S	*	7/1998	Kenna	D11/81

OTHER PUBLICATIONS

Rio Grande Gems & Findings Aug. 2003–Aug. 2004 Catalog—Item L located left ctr. of p. 444.*

Rio Grande Gems & Findings Aug. 2003–Aug. 2004 Catalog—Item S located bottom of p. 444.*

Rio Grande Gems & Findings Aug. 2003–Aug. 2004 Catalog—Item B located upper left of p. 442.*

Rio Grande Gems & Findings Aug. 2003–Aug. 2004 Catalog—Item F located ctr. right of p. 419.*

Rio Grande Gems + Findings Aug. 2003–Aug. 2004 Catalog—Item “O” bottom rt. And item “F” upper rt. of p. 75.*

* cited by examiner

Primary Examiner—Ralf Seifert

(74) *Attorney, Agent, or Firm*—Salter & Michaelson

(57) **CLAIM**

The ornamental design for a locket, as shown and described.

DESCRIPTION

FIG. 1 is a perspective view of a locket showing my new design;

FIG. 2 is a front elevational view thereof;

FIG. 3 is a rear elevational view thereof;

FIG. 4 is a left edge view thereof;

FIG. 5 is a right edge view thereof;

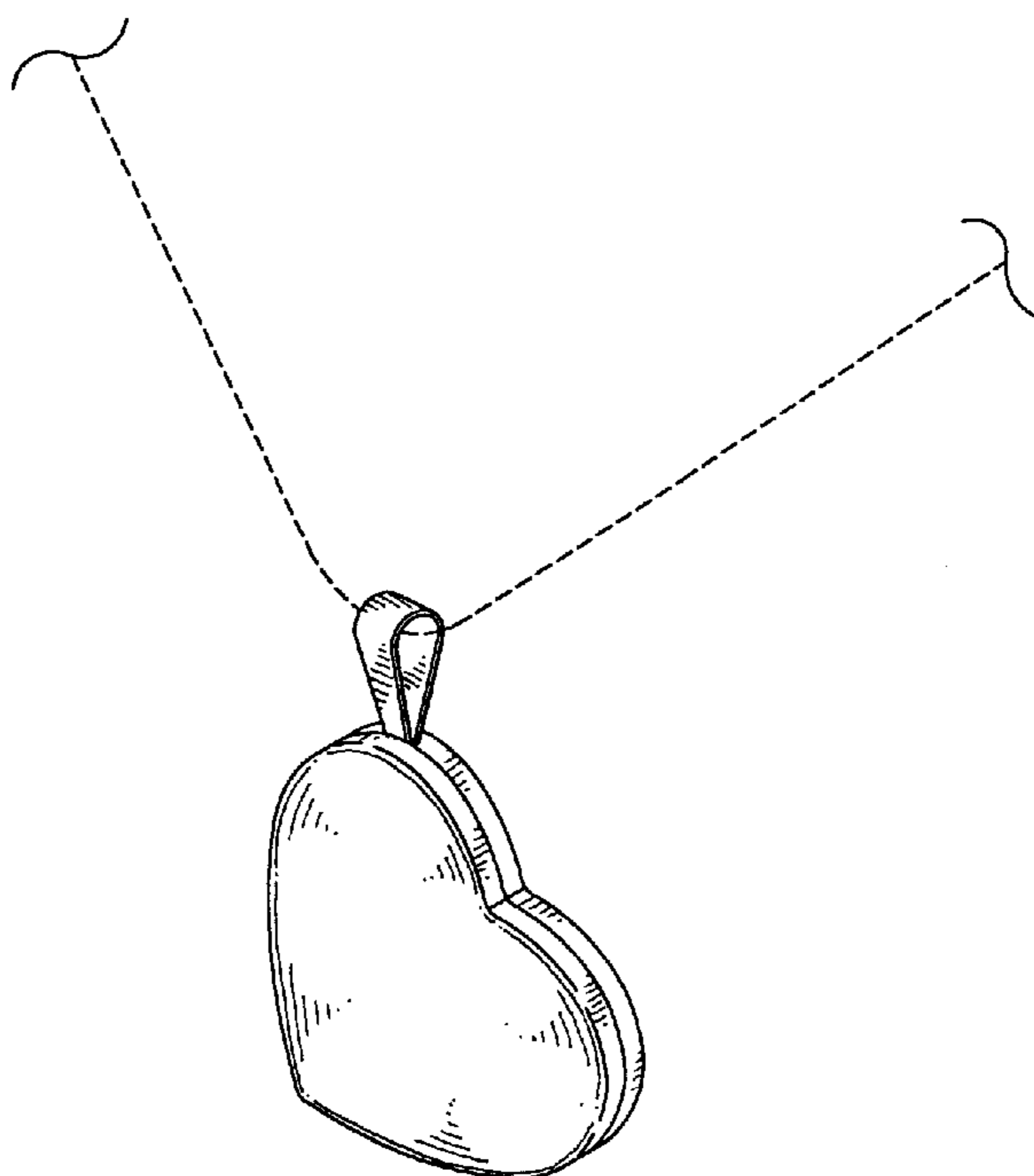
FIG. 6 is a top plan view thereof; and,

FIG. 7 is a bottom plan view thereof.

The portion shown in broken lines in FIG. 1 is for information only and does not form a part of the claimed design.

The characteristic feature of the design resides in the specific location of the bale member in relation to the heart-shaped configuration of the locket.

1 Claim, 2 Drawing Sheets



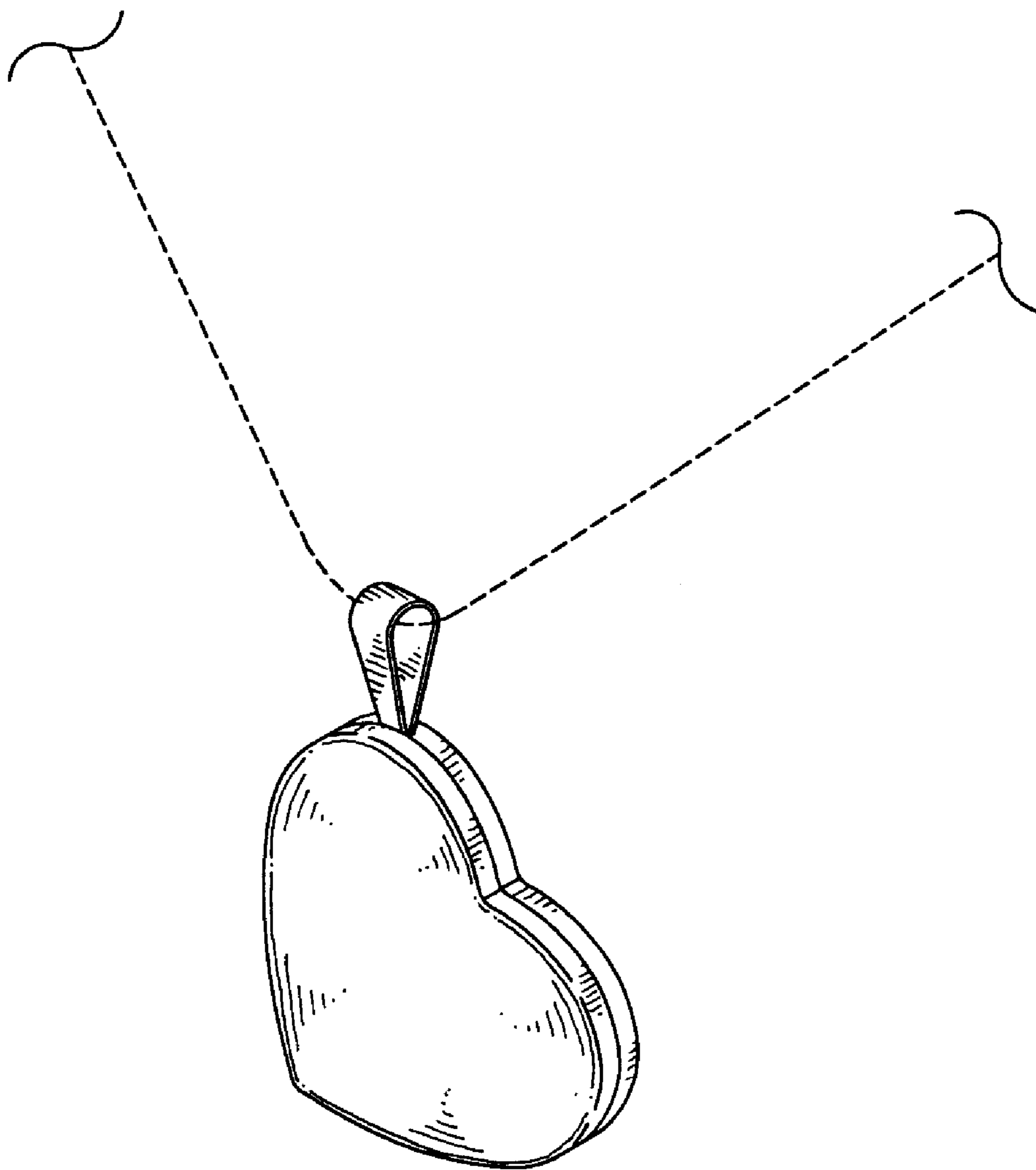


FIG. 1




FIG. 2




FIG. 3



FIG. 4



FIG. 5

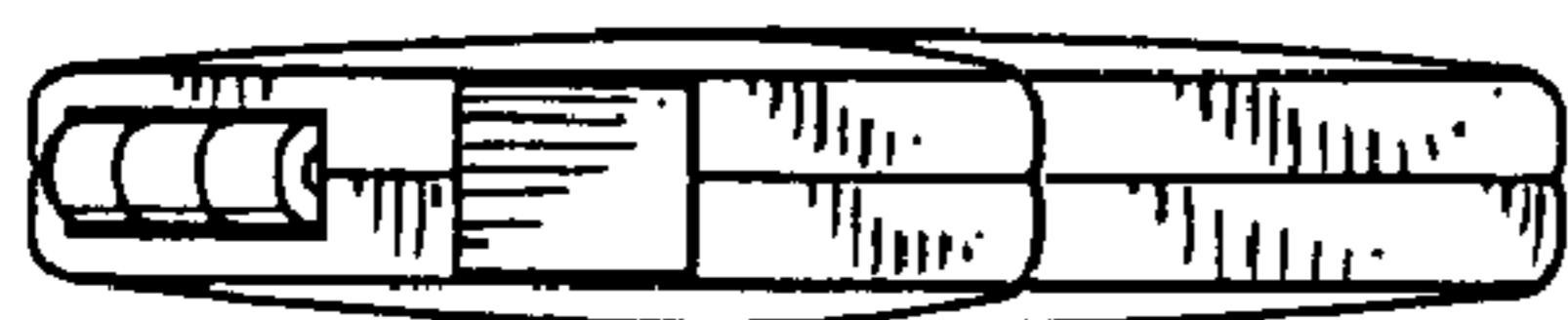


FIG. 6




FIG. 7