



US00D528034S

(12) **United States Design Patent**
del Angel et al.

(10) **Patent No.:** **US D528,034 S**

(45) **Date of Patent:** **** Sep. 12, 2006**

(54) **CHILDREN'S SAFETY WRISTBAND**

D471,226 S * 3/2003 Gray D18/27

(75) Inventors: **Kim del Angel**, San Marcos, TX (US);
Shaila Martin, San Marcos, TX (US)

* cited by examiner

Primary Examiner—Ian Simmons

Assistant Examiner—Sarah Gill

(73) Assignee: **Kid Watch**, San Marcos, TX (US)

(74) *Attorney, Agent, or Firm*—Vinson & Elkins LLP

(**) Term: **14 Years**

(57) **CLAIM**

(21) Appl. No.: **29/208,993**

The ornamental design for a children's safety wristband, as shown and described.

(22) Filed: **Jul. 8, 2004**

DESCRIPTION

(51) **LOC (8) Cl.** **11-01**

Attached hereto and submitted herewith as a part of this application is a sheet with two color photographs showing a specimen of an article provided with the design shown and claimed in this application. Upon allowance of this application, this appendix may be deleted, to remain a part of this file, and need not be printed as part of such patent as may issue.

(52) **U.S. Cl.** **D11/5**

(58) **Field of Classification Search** D11/3-5,
D11/9; D2/610, 873-874, 858; D18/27; D14/492-493;
D10/32; 224/176; 368/282; 40/300, 633;
340/573.1-573.4

See application file for complete search history.

FIG. 1 is a front elevation of a children's safety wristband showing our new design;

(56) **References Cited**

U.S. PATENT DOCUMENTS

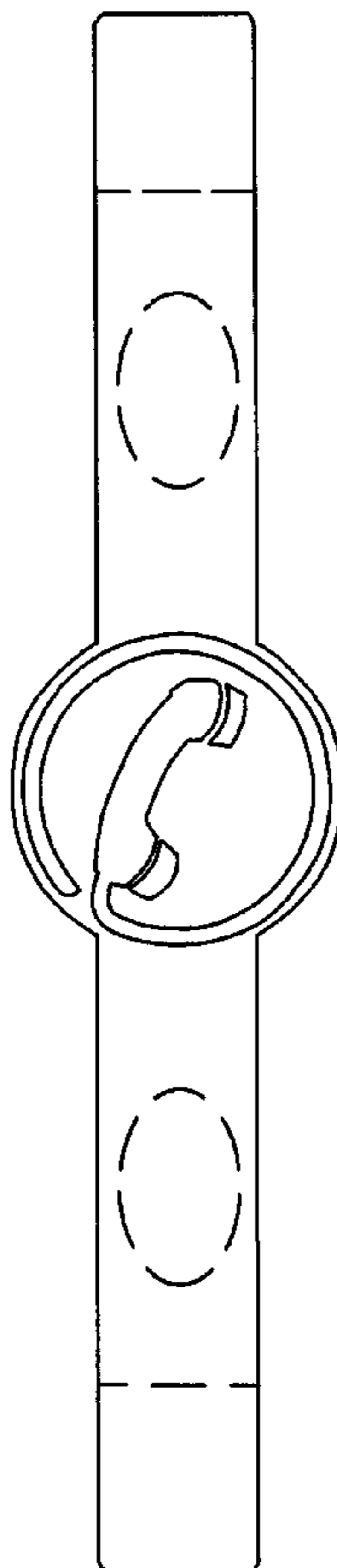
4,060,185	A	*	11/1977	Kuroda	224/176
4,958,279	A	*	9/1990	Proellochs	368/282
D335,263	S	*	5/1993	Willis	D11/3
D341,848	S	*	11/1993	Bigelow et al.	D18/27
D362,396	S	*	9/1995	Chester	D10/32
D379,858	S	*	6/1997	Simpson, Jr.	D2/610
D389,135	S	*	1/1998	Yamamoto et al.	D14/493
D414,478	S	*	9/1999	Schimoler	D14/492

FIG. 2 is a rear elevation of a children's safety wristband showing our new design; and,

FIG. 3 is a left side elevation of a children's safety wristband showing our new design; the right side elevation thereof being a mirror image of the left side elevation shown.

The environment of the claimed design is shown in broken lines for illustrative purposes only and forms no part of the claimed design.

1 Claim, 1 Drawing Sheet



Drawing Sheet 1

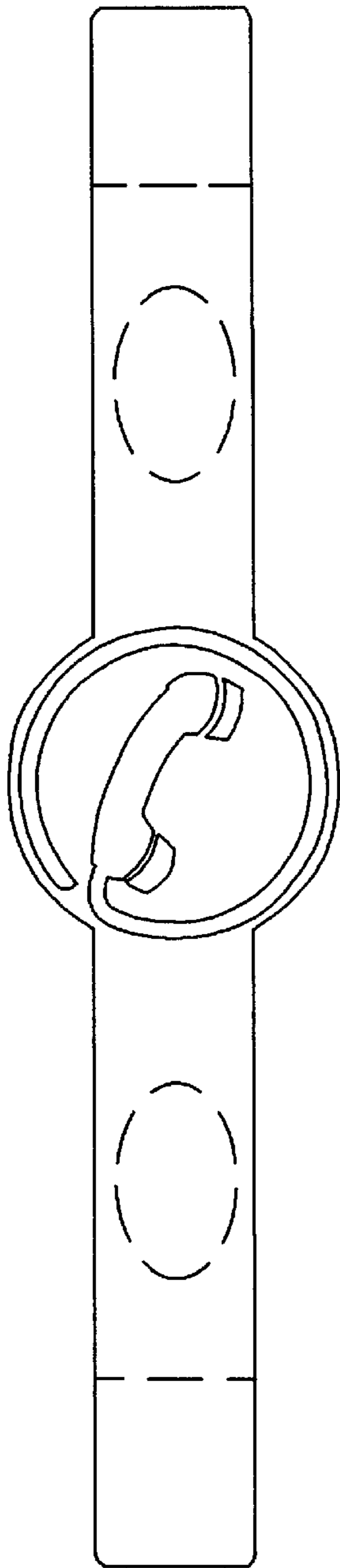


Figure 1

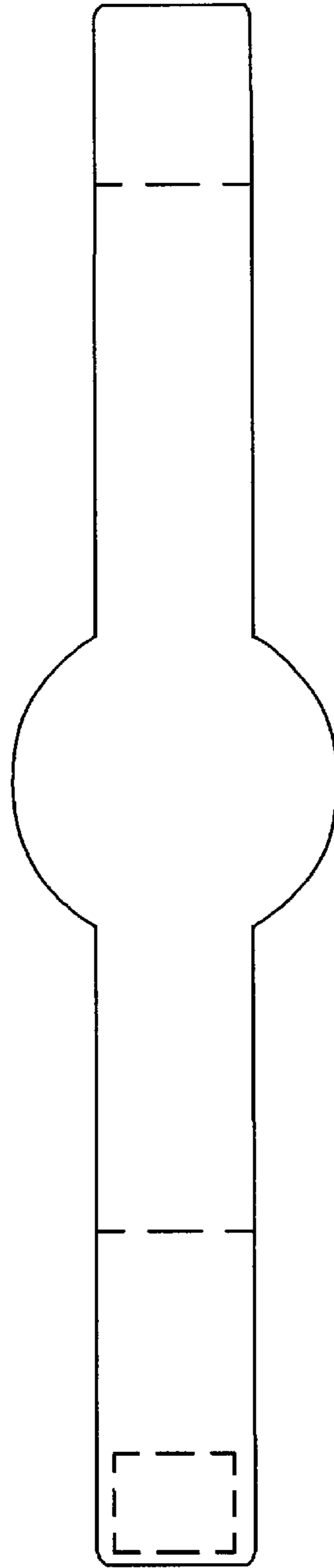


Figure 2



Figure 3