



US00D528033S

(12) **United States Design Patent**
Hill

(10) **Patent No.:** **US D528,033 S**

(45) **Date of Patent:** **** Sep. 12, 2006**

(54) **SPORT WATCHBAND**

(76) Inventor: **Lois Hill**, 235 E. 40th St., New York,
NY (US) 10016

(**) Term: **14 Years**

(21) Appl. No.: **29/179,092**

(22) Filed: **Apr. 2, 2003**

(51) **LOC (8) Cl.** **11-01**

(52) **U.S. Cl.** **D11/3**

(58) **Field of Classification Search** D11/1-15,
D11/19-25; 368/280-282; 224/164
See application file for complete search history.

(56) **References Cited**

U.S. PATENT DOCUMENTS

D14,566 S	*	1/1884	Chamley	D11/3
D373,968 S	*	9/1996	Rozenwasser	D11/13
D389,416 S	*	1/1998	Borel	D10/32
D452,662 S	*	1/2002	Connelly	D11/3
D454,808 S	*	3/2002	Hill	D11/4
D489,020 S	*	4/2004	Hill	D11/3
D498,168 S	*	11/2004	Calvani	D11/16

* cited by examiner

Primary Examiner—Doris Clark

Assistant Examiner—Michael Pratt

(74) *Attorney, Agent, or Firm*—Ostrolenk, Faber, Gerb &
Soffen, LLP

(57) **CLAIM**

The ornamental design for a sport watchband, at least substantially as shown and described.

DESCRIPTION

FIG. 1 is a front elevation view of a sport watchband showing my new design;

FIG. 2 is a right side elevational view thereof;

FIG. 3 is a bottom plan view thereof;

FIG. 4 is a bottom view thereof; and,


FIG. 5 is an enlarged cross-sectional view taken along line 5—5 in FIG. 1;

FIG. 6 is a front elevational view of an alternative embodiment of a watchband showing my design; and,

FIG. 7 is a cross-sectional view taken along the 7—7 of FIG. 6.

The broken lines shown in FIG. 6 are for illustrative purposes only and form no part of the claimed design. The broken lines merely show the environment in which the claimed design may be used.

1 Claim, 2 Drawing Sheets






FIG. 1

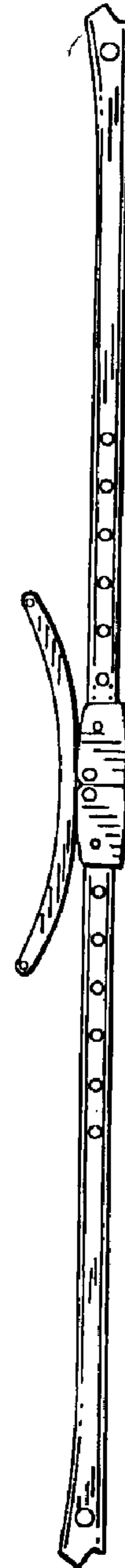


FIG. 2



FIG. 3

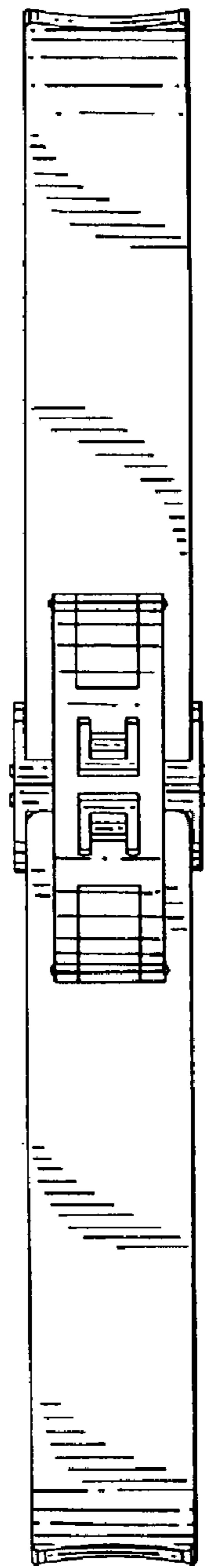


FIG. 4

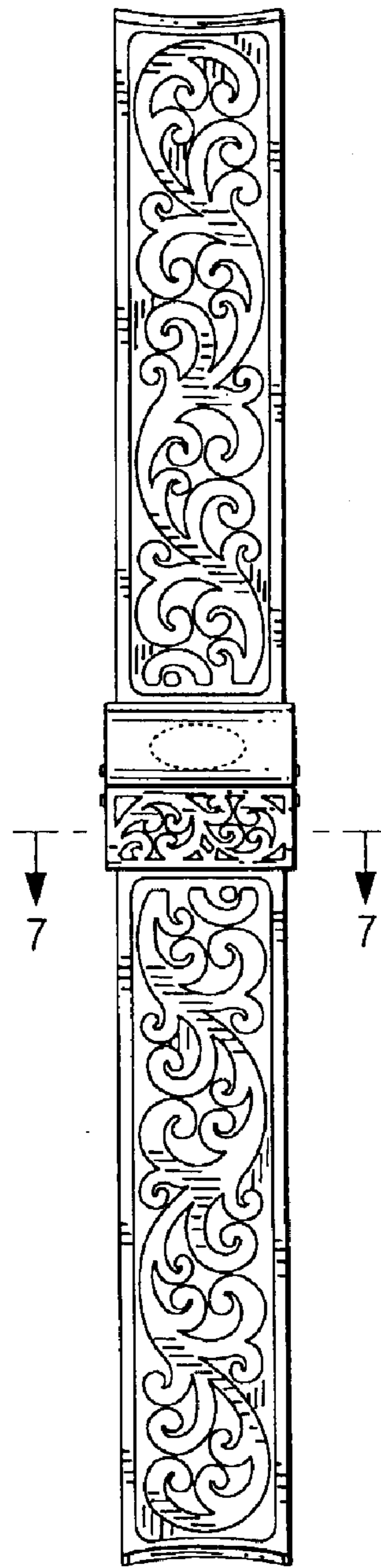


FIG. 6



FIG. 5

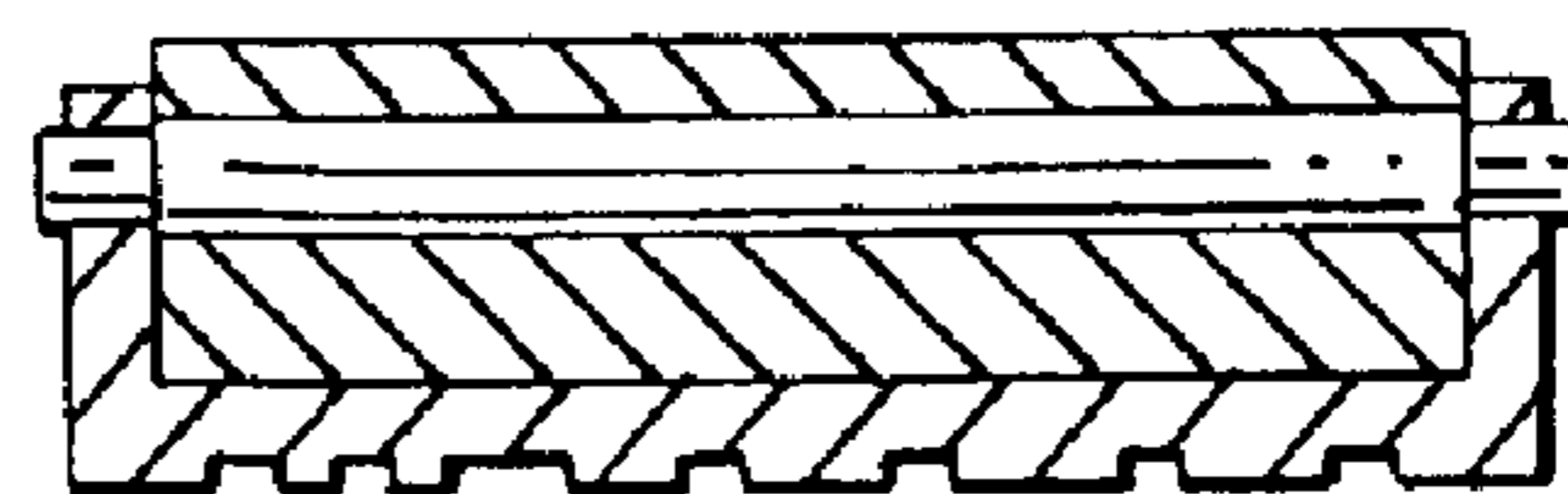


FIG. 7