

US00D528017S

(12) **United States Design Patent**  
**Lalo**

(10) **Patent No.:** **US D528,017 S**

(45) **Date of Patent:** **\*\* Sep. 12, 2006**

(54) **WATCH CASE**

D508,212 S \* 8/2005 Scheufele ..... D10/39  
D515,947 S \* 2/2006 Jorst et al. .... D10/39

(75) Inventor: **Eyal Lalo**, Hallandale, FL (US)

**OTHER PUBLICATIONS**

(73) Assignee: **Invicta Watch Company of America, Inc.**, Hollywood, FL (US)

European Jeweler, Aug., 1974, p. 54, watch far right.\*  
Hong Kong Enterprise, Oct., 1995, p. 198, watches.\*  
Hong Kong Enterprise, Jun., 1990, p. 107 watches.\*  
USAA Gift Catalog, Fall, 1994, p. 16, watches.\*

(\*\*) Term: **14 Years**

\* cited by examiner

(21) Appl. No.: **29/251,144**

(22) Filed: **Jan. 4, 2006**

*Primary Examiner*—Lucy Lieberman

(51) **LOC (8) Cl.** ..... **10-02**

(52) **U.S. Cl.** ..... **D10/38**

(58) **Field of Classification Search** ..... D10/30–39,  
D10/122–132; 368/276, 281, 282, 285, 294,  
368/295, 316, 317, 21–27, 28–30, 82–84,  
368/226, 228, 232, 250, 239–242, 223, 10

(74) *Attorney, Agent, or Firm*—Howard Natter; Natter & Natter

See application file for complete search history.

(57) **CLAIM**

The ornamental design for a watch case, as shown and described.

(56) **References Cited**

**DESCRIPTION**

**U.S. PATENT DOCUMENTS**

D220,209 S	*	3/1971	Brigham	.....	D10/68
D248,223 S	*	6/1978	Sulek	.....	D10/38
D331,884 S	*	12/1992	Wunderman	.....	D10/32
D373,088 S	*	8/1996	Wunderman	.....	D10/39
D382,495 S	*	8/1997	Chun	.....	D10/32
D447,699 S	*	9/2001	Ramos, Jr.	.....	D10/30
D458,853 S	*	6/2002	Finazzi	.....	D10/39
D462,909 S	*	9/2002	Cattin	.....	D10/39
D473,797 S	*	4/2003	Berliat	.....	D10/30
D491,820 S	*	6/2004	Bitetto	.....	D10/39
D500,682 S	*	1/2005	Lalo	.....	D10/30

FIG. 1 is a front perspective view of a watch case showing my new design:

FIG. 2 is a right side elevational view thereof;

FIG. 3 is a top plan view thereof;

FIG. 4 is a front elevation thereof;

FIG. 5 is a left side elevational view thereof; and,

FIG. 6 is a rear elevation thereof.

The bottom plan view is a mirror image of the top plan view illustrated in FIG. 3. The broken lines in FIGS. 1 through 5 are for illustrative purposes only and do not form part of the claimed design.

**1 Claim, 3 Drawing Sheets**




FIG. 2

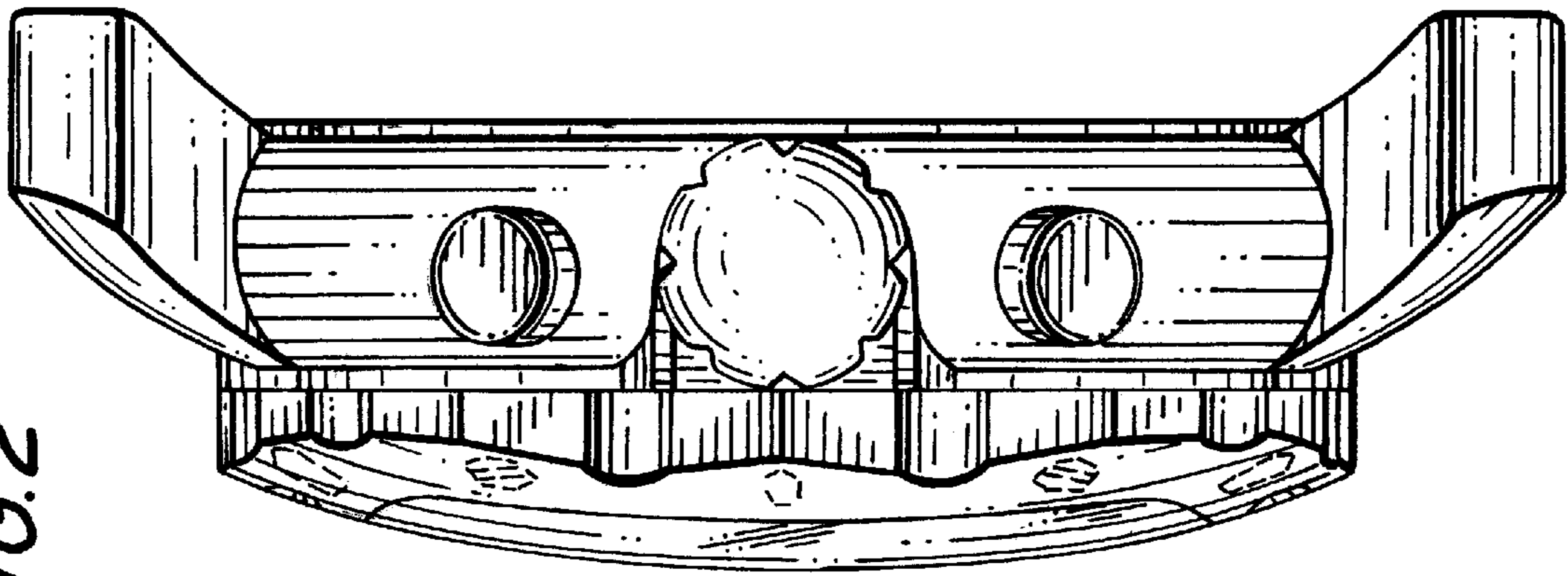
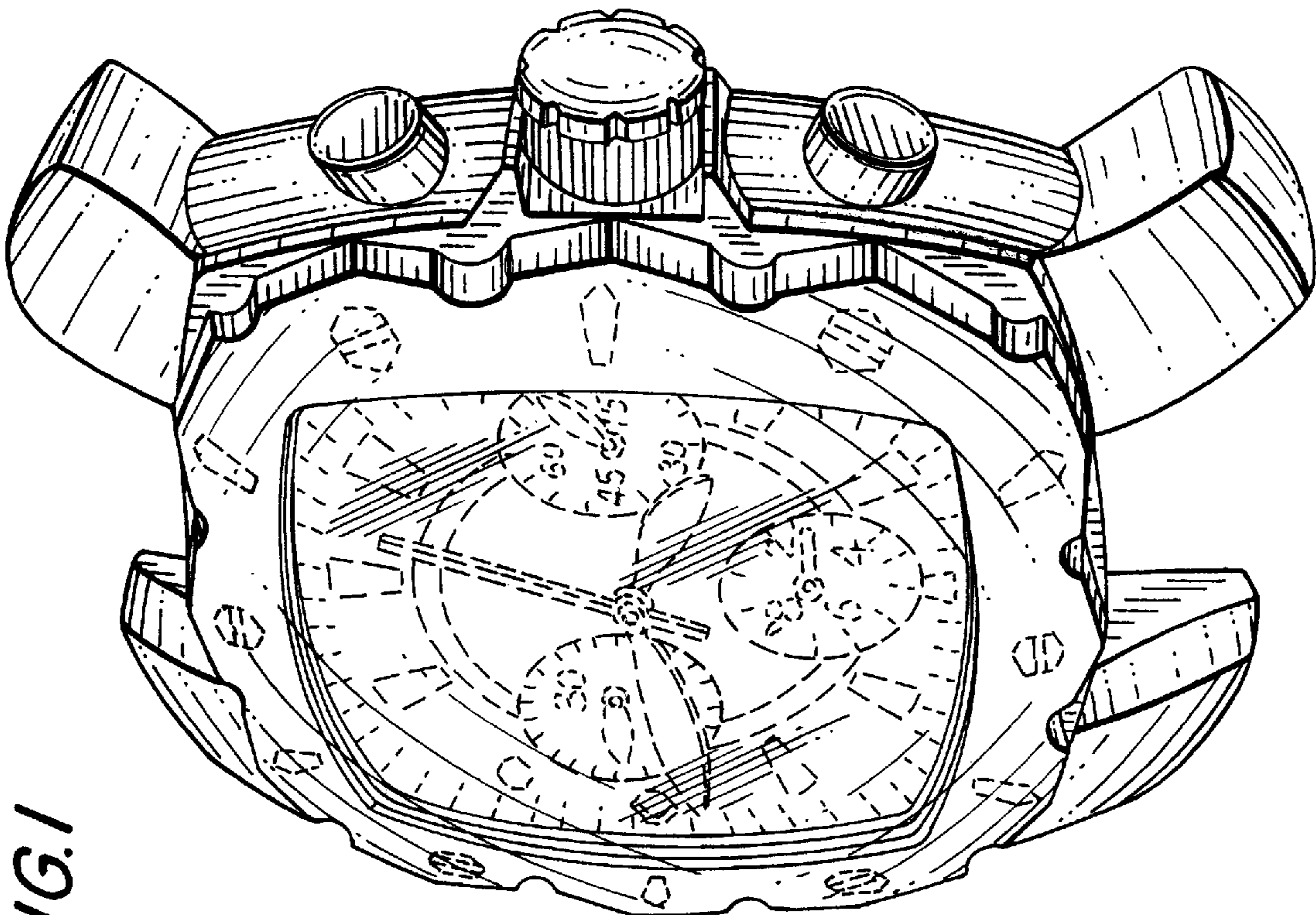




FIG. 1



**FIG. 3**



**FIG. 4**

FIG.6

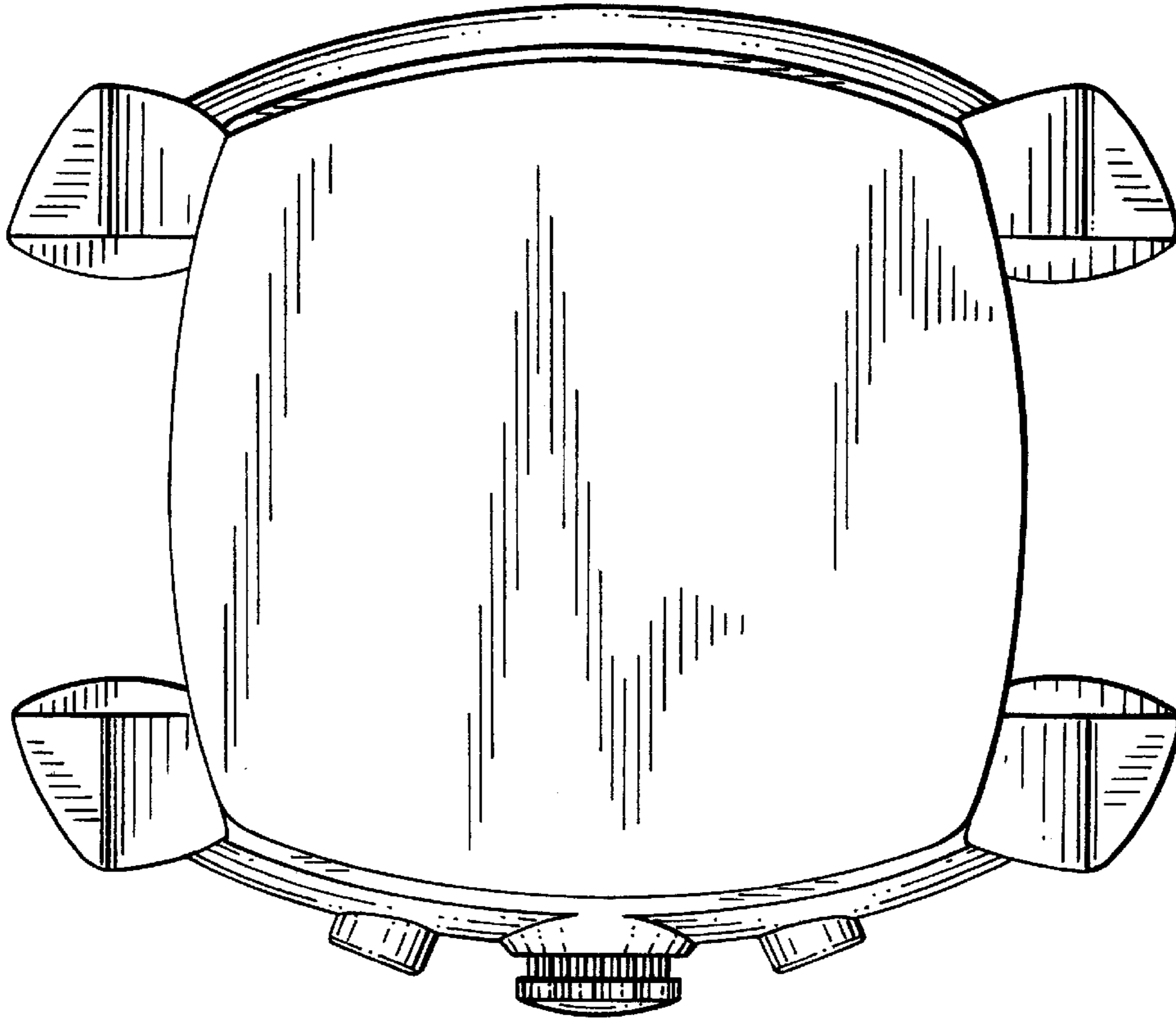


FIG.5

