

US00D528011S

(12) **United States Design Patent**
Ueda

(10) **Patent No.:** **US D528,011 S**
(45) **Date of Patent:** **** Sep. 12, 2006**

(54) **FLEXIBLE POUCH**

(75) Inventor: **Osao Ueda**, Osaka (JP)

(73) Assignee: **Fuji Seal International, Inc.** (JP)

(**) Term: **14 Years**

(21) Appl. No.: **29/227,552**

(22) Filed: **Apr. 13, 2005**

Related U.S. Application Data

(62) Division of application No. 29/197,599, filed on Jan. 16, 2004.

(30) **Foreign Application Priority Data**

Jul. 18, 2003 (JP) 2003-020889
Jul. 18, 2003 (JP) 2003-020895
Jul. 18, 2003 (JP) 2003-020896

(51) **LOC (8) Cl.** **09-01**

(52) **U.S. Cl.** **D9/702; D9/708**

(58) **Field of Classification Search** D7/317,
D7/319, 321; D9/434, 522, 526-529, 531,
D9/696, 697, 702, 703, 708, 714; 215/385,
215/398; 222/452, 454, 456, 476, 771
See application file for complete search history.

(56) **References Cited**

U.S. PATENT DOCUMENTS

D291,491 S * 8/1987 Larkin D24/118
D307,385 S * 4/1990 Kimura D9/697
5,100,030 A * 3/1992 Roggenburg et al. 222/181.2
D409,481 S * 5/1999 Smith et al. D9/697
D412,665 S * 8/1999 Smith et al. D9/434
D435,440 S * 12/2000 Croft et al. D9/696
D436,030 S * 1/2001 Tedeschi et al. D9/703
6,220,702 B1 * 4/2001 Nakamura et al. 347/86
D446,445 S * 8/2001 Croft et al. D9/696
D453,295 S * 2/2002 Bell et al. D9/710
D455,645 S * 4/2002 Bell et al. D9/697

D457,318 S * 5/2002 Borland et al. D3/303
D474,682 S * 5/2003 Berman D9/708
D474,683 S * 5/2003 Berman D9/708
D489,603 S * 5/2004 Berman D9/700
D490,303 S * 5/2004 Berman D9/708
D497,544 S * 10/2004 Berman D9/707

FOREIGN PATENT DOCUMENTS

JP 2003-020889 * 7/2003
JP 2003-020895 * 7/2003
JP 2003-020896 * 7/2003

* cited by examiner

Primary Examiner—Stella Reid

Assistant Examiner—Jean E. McCormick

(74) *Attorney, Agent, or Firm*—Osha Liang LLP

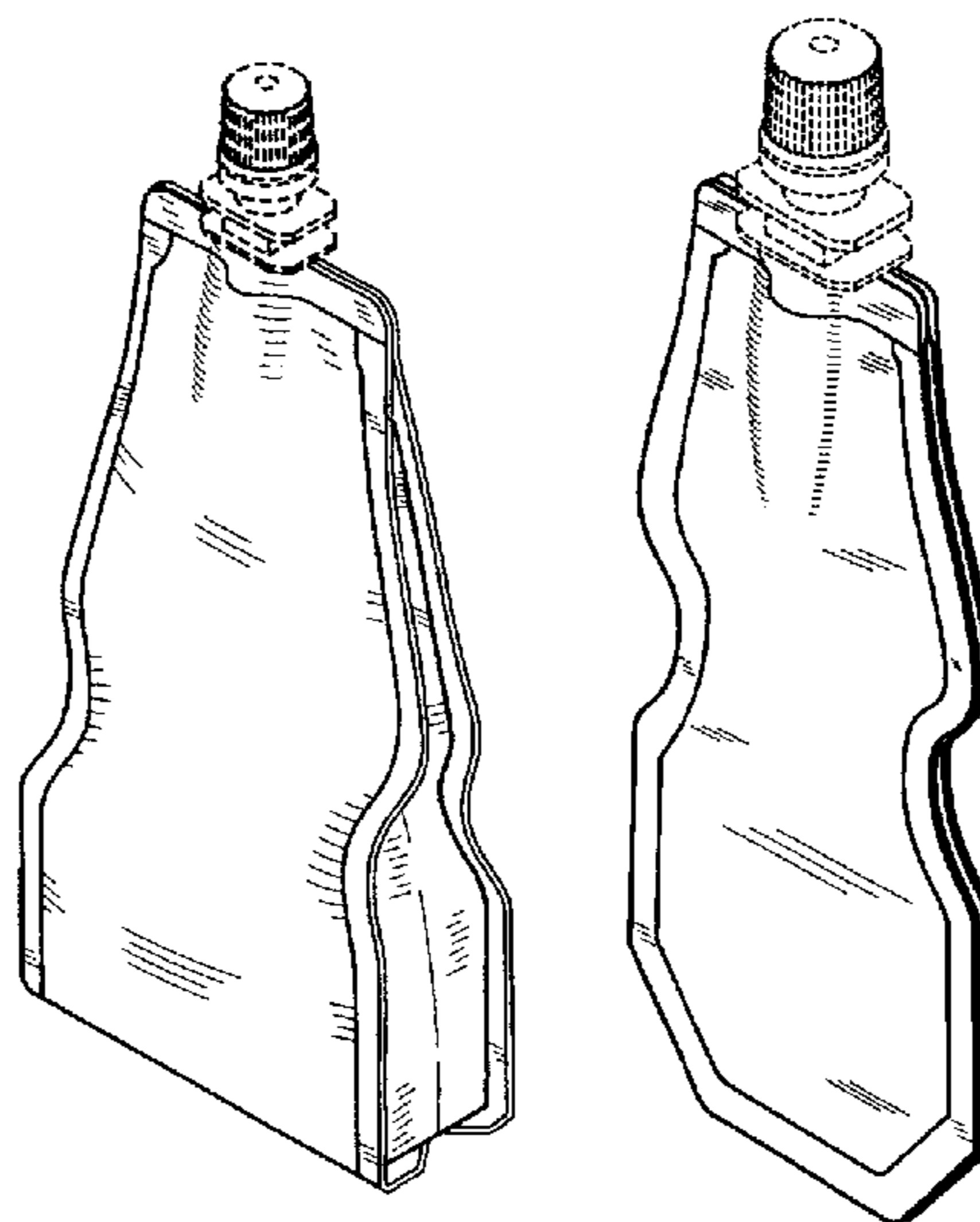
(57) **CLAIM**

The ornamental design for a flexible pouch, as shown and described.

DESCRIPTION

FIG. 1 is a perspective view of a flexible pouch in expanded condition according to my new design;
FIG. 2 is a front view thereof;
FIG. 3 is a rear view thereof;
FIG. 4 is a top view thereof;
FIG. 5 is a bottom view thereof;
FIG. 6 is a left side view thereof;
FIG. 7 is a right side view thereof;
FIG. 8 is a perspective view of a flexible pouch in a collapsed condition;
FIG. 9 is a front view thereof, the rear view is a mirror image thereof;
FIG. 10 is a bottom view thereof;
FIG. 11 is a top view thereof;
FIG. 12 is a left side view thereof; and,
FIG. 13 is a right side view thereof.
The elements shown in broken lines are for illustrative purposes only and form no part of the claimed design.

1 Claim, 2 Drawing Sheets



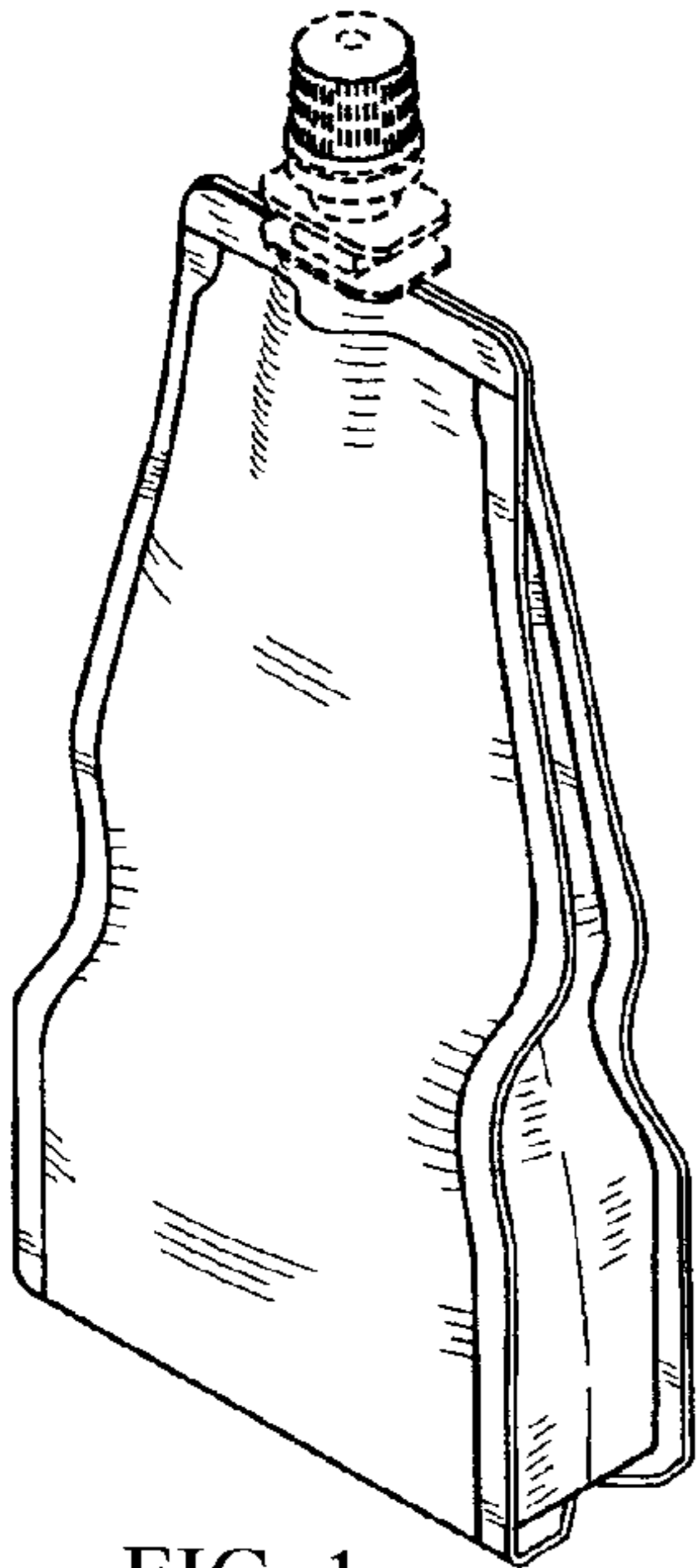


FIG. 1

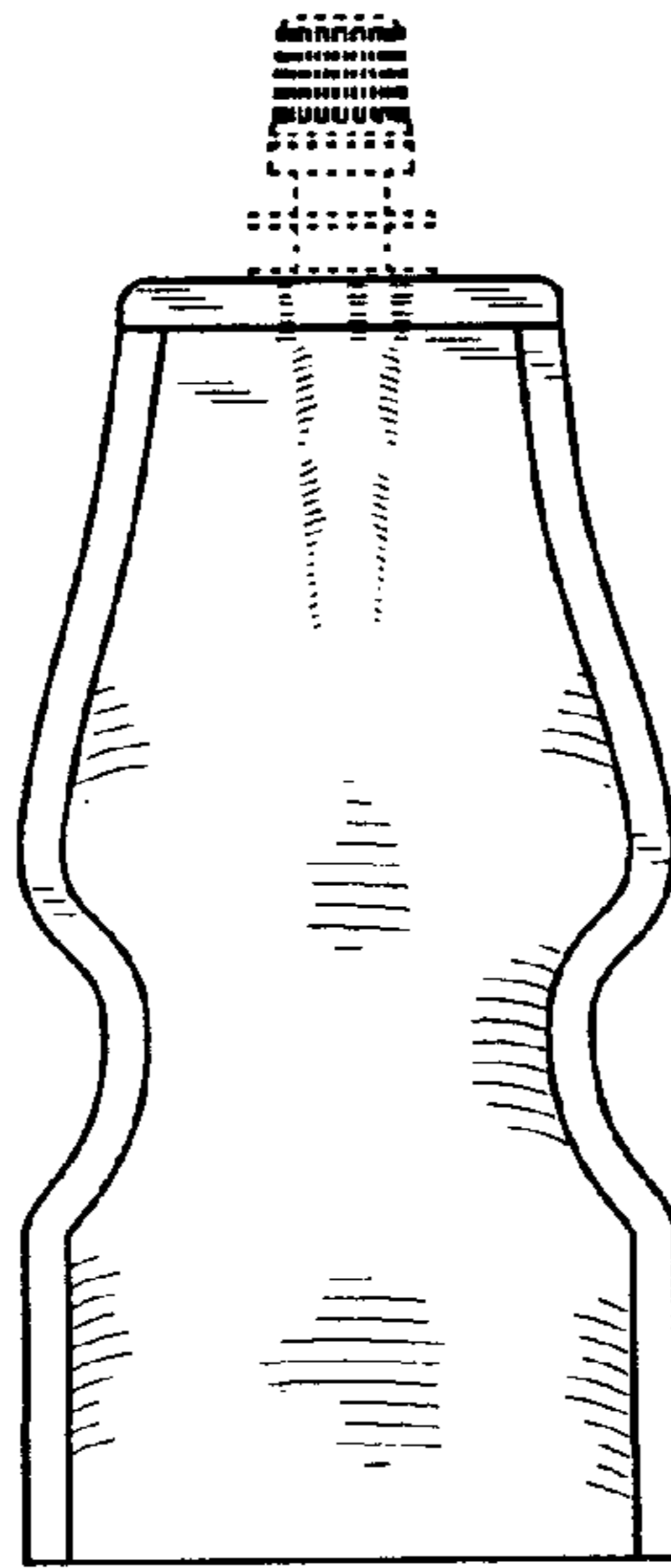


FIG. 2

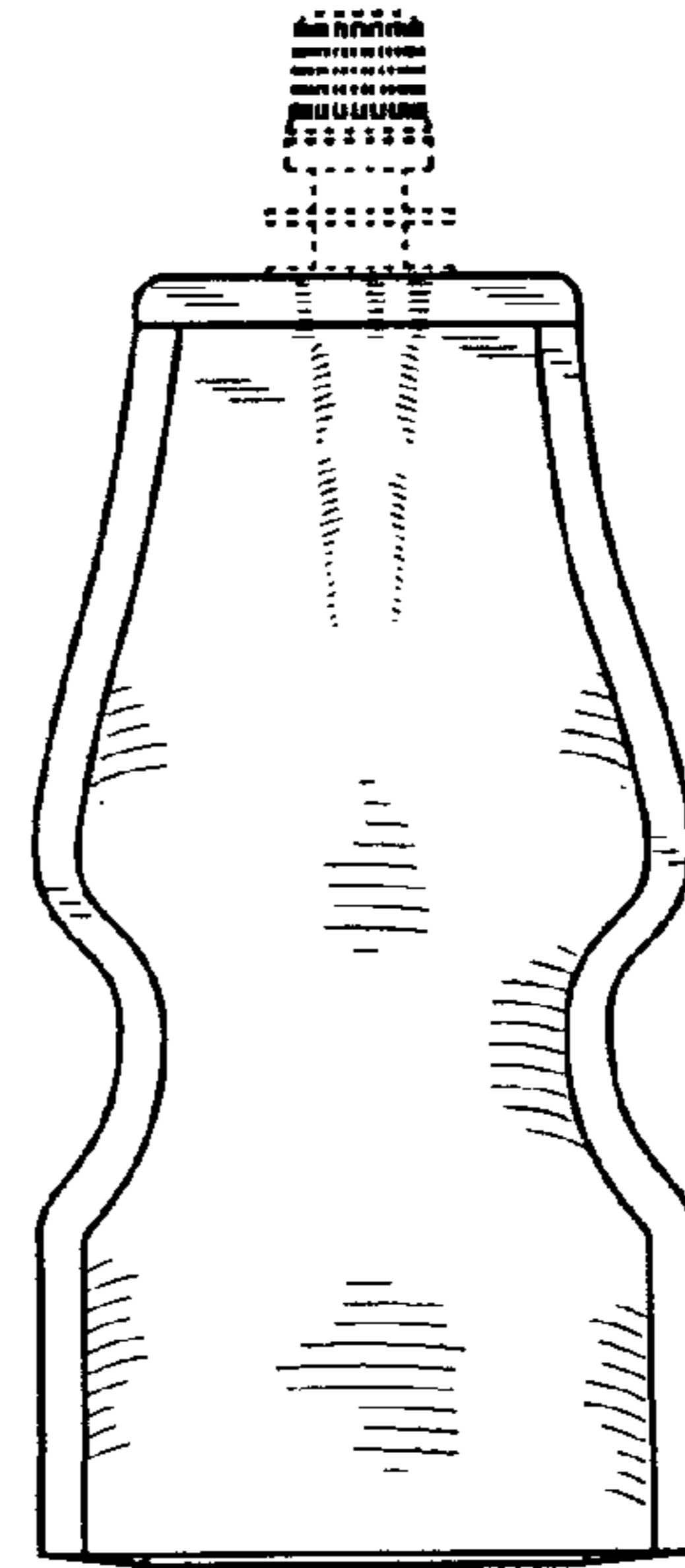


FIG. 3

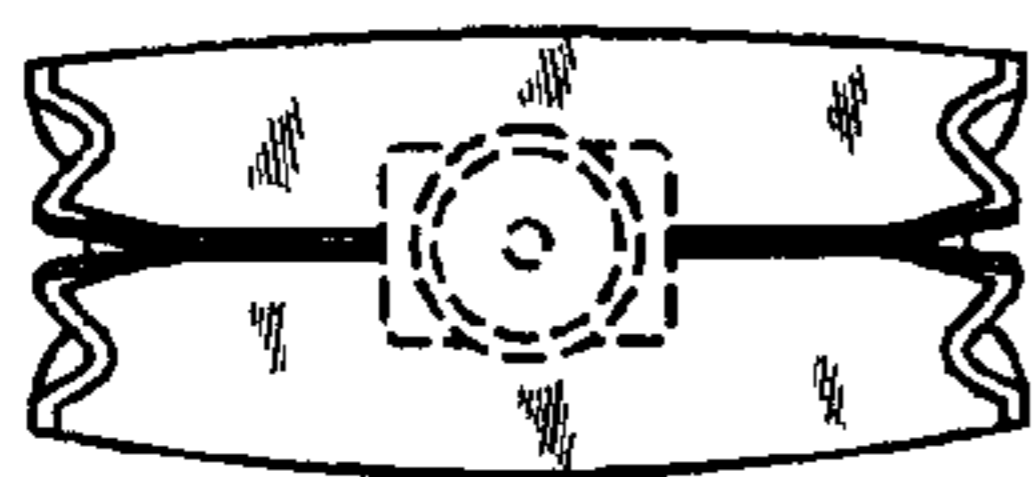


FIG. 4




FIG. 5

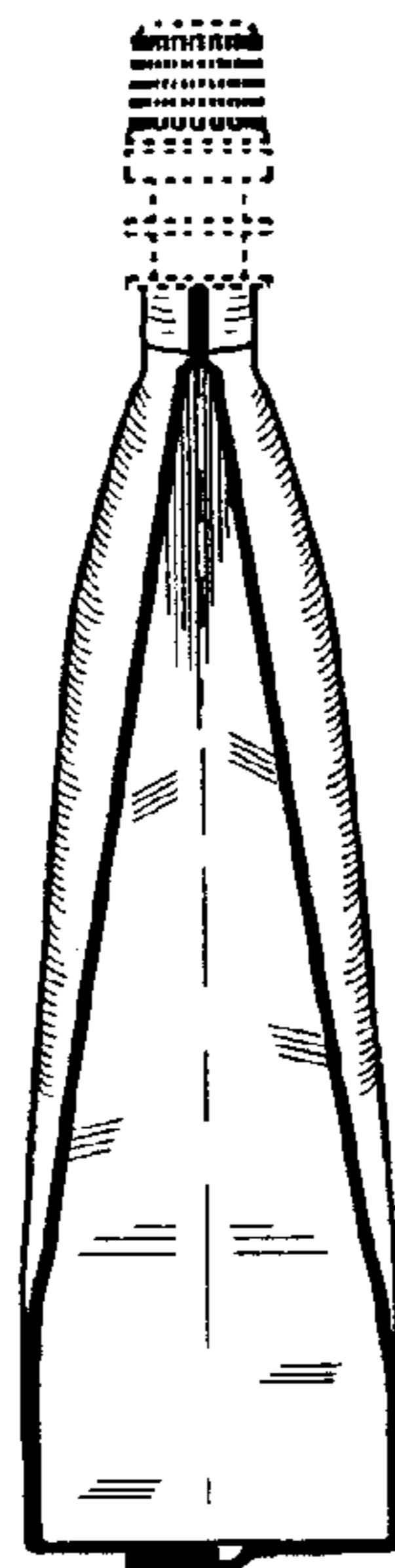


FIG. 6

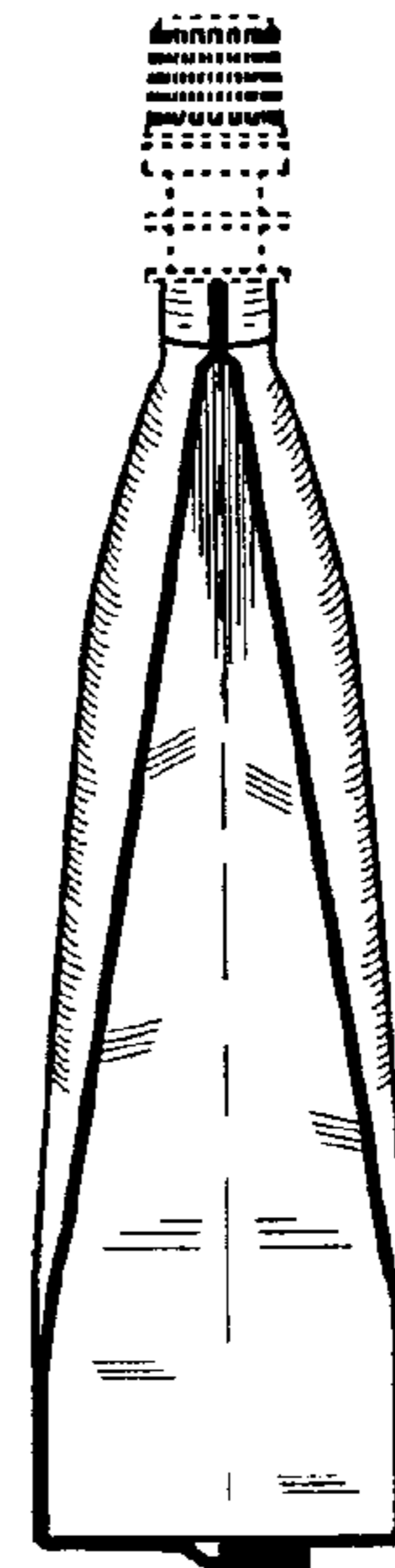


FIG. 7

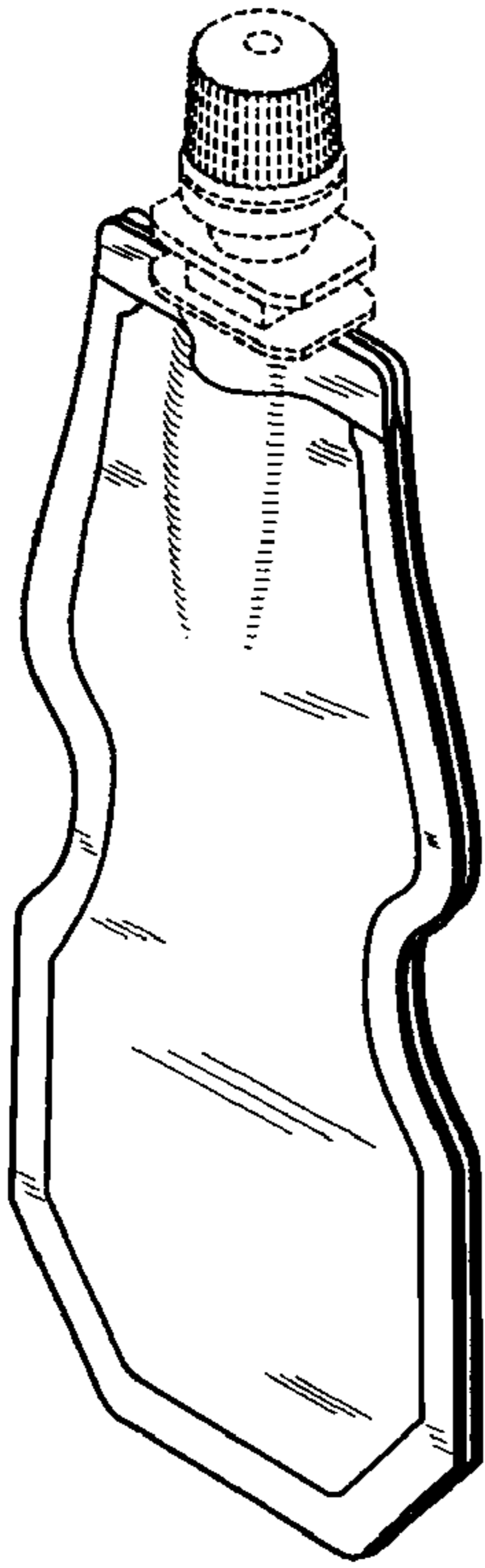


FIG. 8

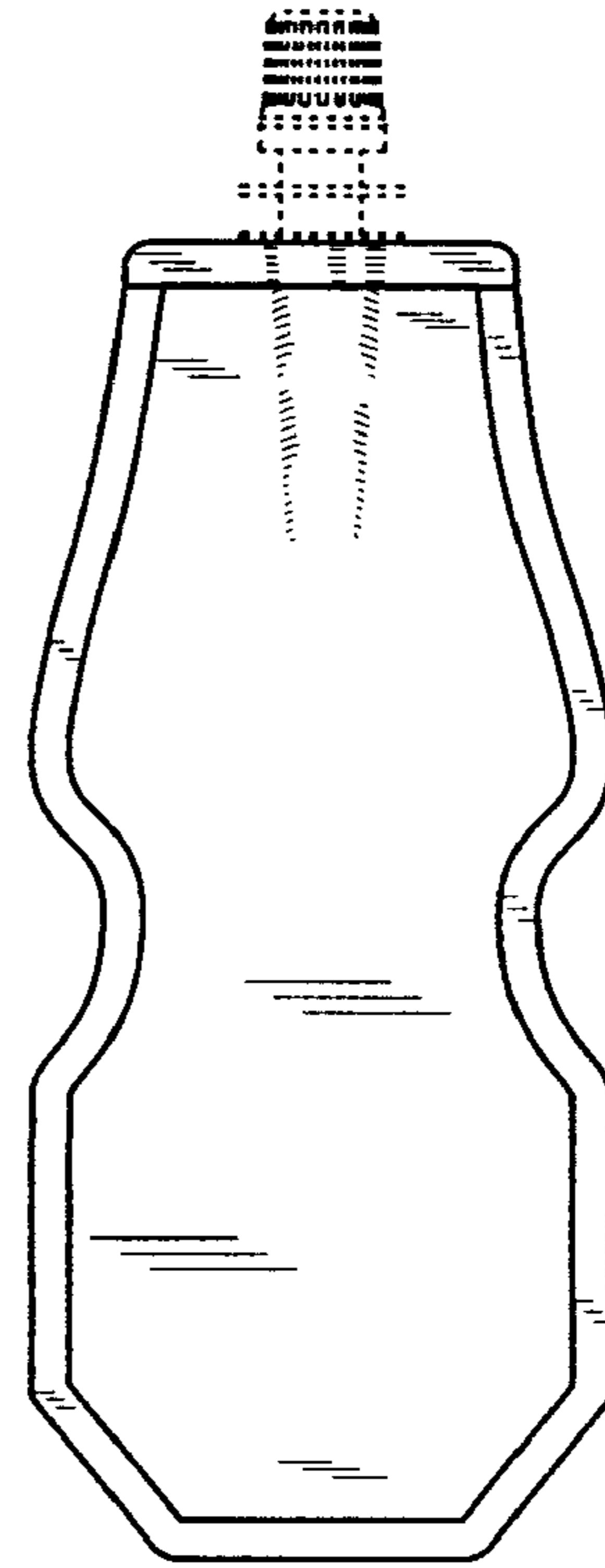


FIG. 9



FIG. 10



FIG. 11



FIG. 12



FIG. 13