



US00D527987S

(12) **United States Design Patent**  
**Kelleghan**

(10) **Patent No.:** **US D527,987 S**

(45) **Date of Patent:** **\*\* Sep. 12, 2006**

(54) **LONGHORN SHAPED CARABINER**

D476,218 S \* 6/2003 Kelleghan ..... D8/356  
D486,056 S \* 2/2004 Kelleghan ..... D8/356  
D488,707 S 4/2004 Shalijian  
D496,252 S \* 9/2004 Oas ..... D8/356

(75) Inventor: **Brian James Kelleghan**, Longmont,  
CO (US)

(73) Assignee: **Bison Designs, LLC**, Longmont, CO  
(US)

(\*\*) Term: **14 Years**

(21) Appl. No.: **29/224,412**

(22) Filed: **Mar. 1, 2005**

(51) **LOC (8) Cl.** ..... **08-05**

(52) **U.S. Cl.** ..... **D8/356**

(58) **Field of Classification Search** ..... D8/356;  
D11/82, 99; 24/573.5, 599.1  
See application file for complete search history.

(56) **References Cited**

**U.S. PATENT DOCUMENTS**

D279,967 S 8/1985 Carbajales Santa-Eulalia  
D356,012 S 3/1995 Lombardi

\* cited by examiner

*Primary Examiner*—Holly Baynham

(74) *Attorney, Agent, or Firm*—Margaret Polson; Patent  
Law Offices of Rick Martin, PC

(57) **CLAIM**

The ornamental design for a longhorn shaped carabiner, as  
shown and described.

**DESCRIPTION**

FIG. 1 is a top plan view of a longhorn shaped carabiner with  
the bottom view being a mirror image;  
FIG. 2 is a left side elevation view of FIG. 1.  
FIG. 3 is a right side elevation view of FIG. 1.  
FIG. 4 is a rear side elevation view of FIG. 1.  
FIG. 5 is a front side elevation view of FIG. 1; and,  
FIG. 6 is a top perspective view of FIG. 1.

**1 Claim, 1 Drawing Sheet**

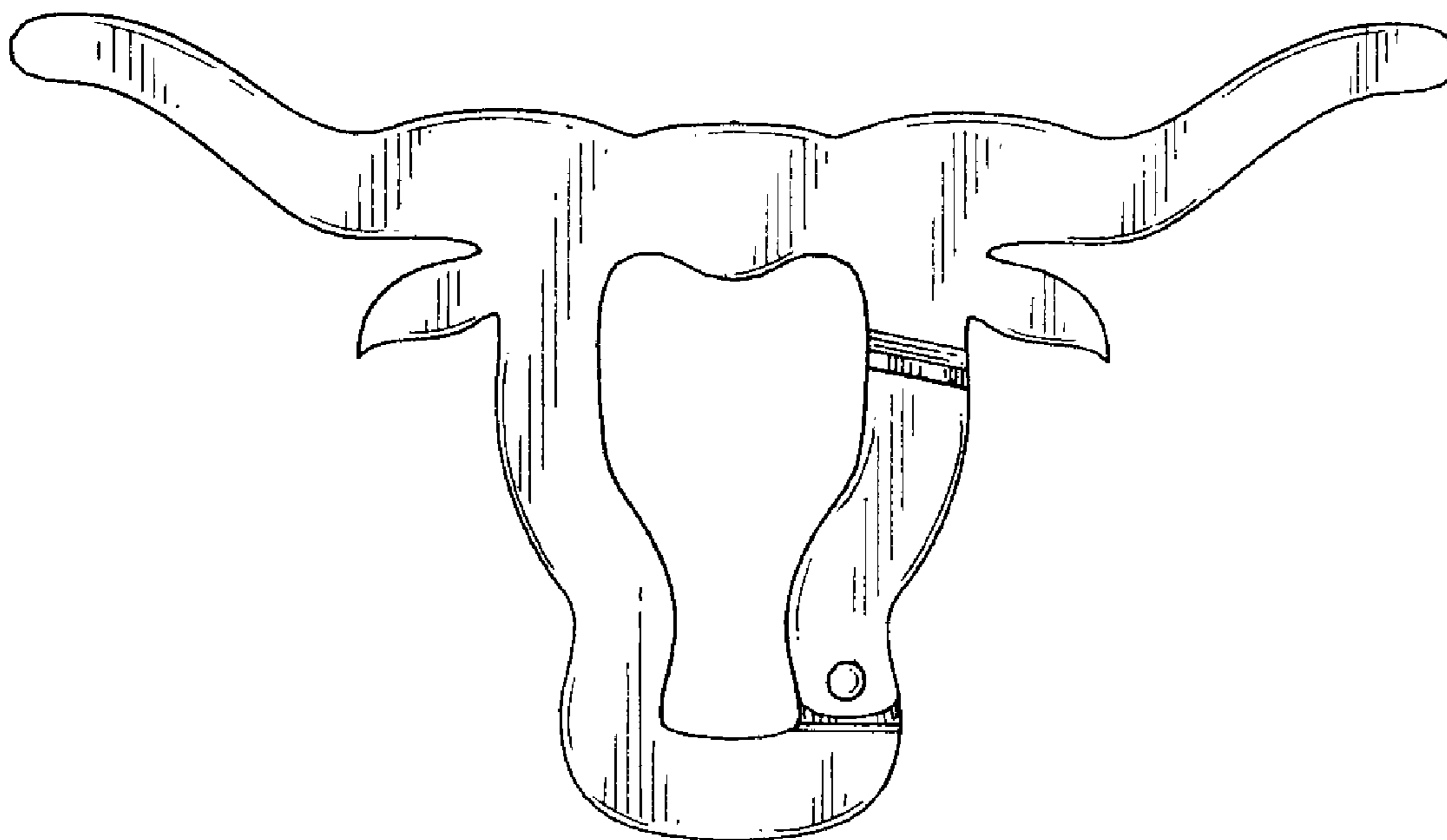




FIG. 4

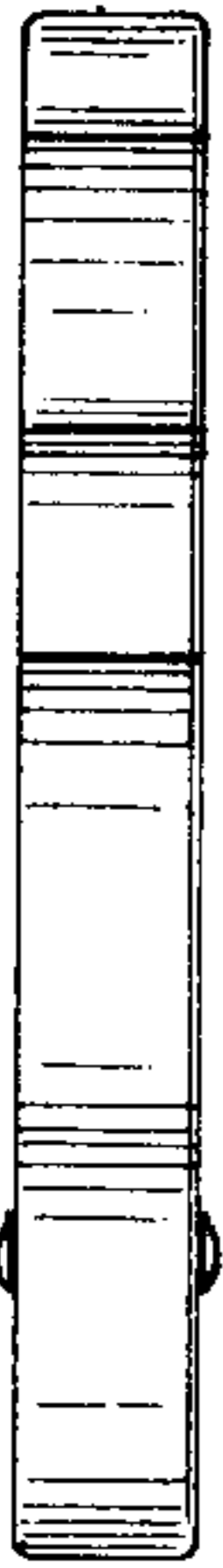


FIG. 2

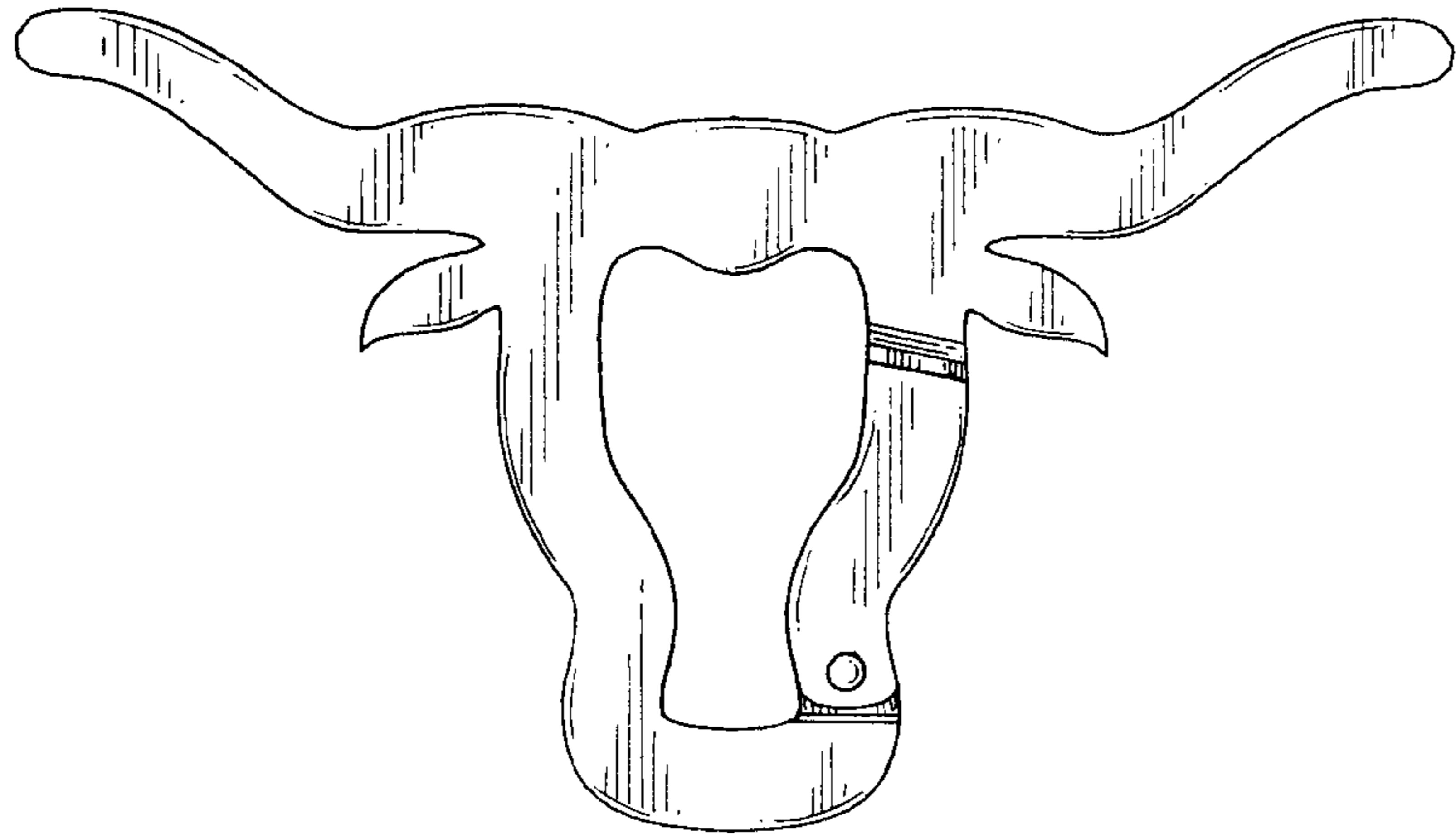


FIG. 1

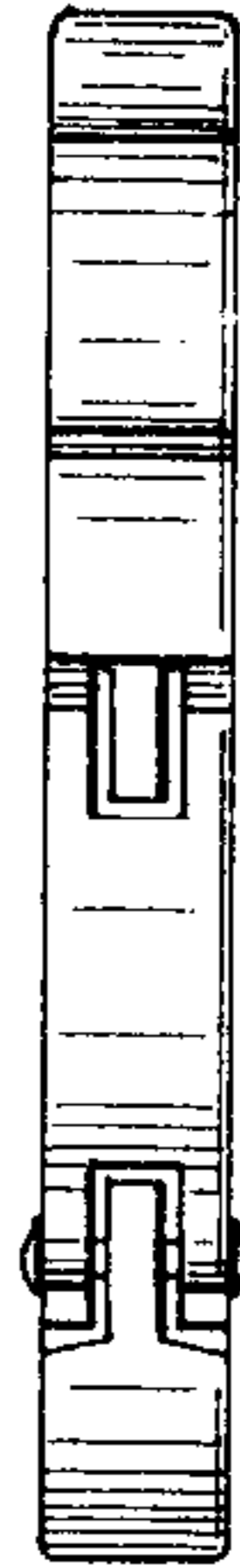


FIG. 3




FIG. 5

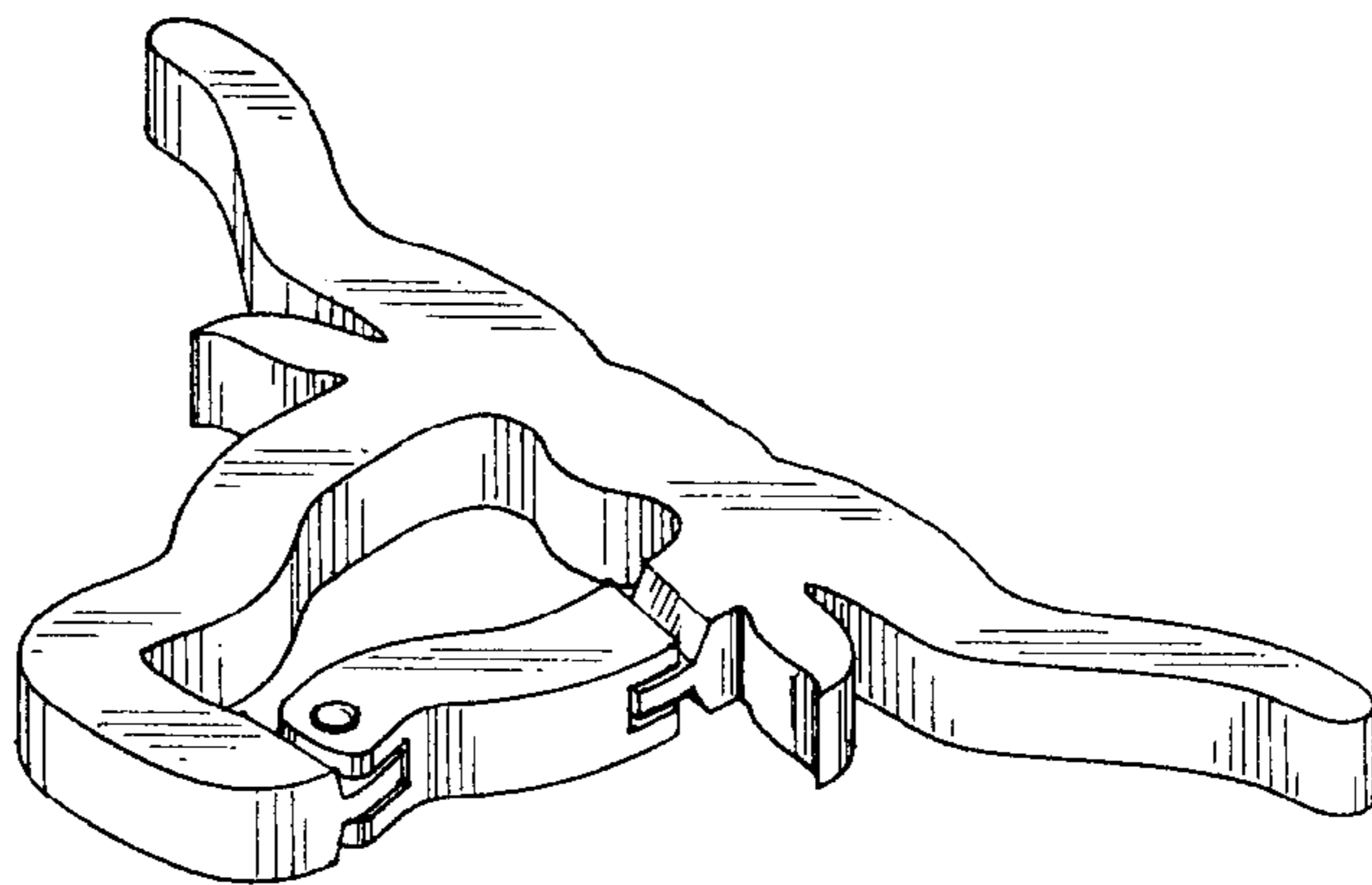


FIG. 6