



US00D527980S

(12) **United States Design Patent**  
**Sato**

(10) **Patent No.:** **US D527,980 S**

(45) **Date of Patent:** **\*\* Sep. 12, 2006**

(54) **KNOB FOR FURNITURE**

(75) Inventor: **Genichi Sato**, Chiyoda-ku (JP)

(73) Assignee: **Sugatsune Kogyo Co. Ltd.**, Tokyo (JP)

(\*\*) Term: **14 Years**

(21) Appl. No.: **29/229,450**

(22) Filed: **May 9, 2005**

(30) **Foreign Application Priority Data**

Nov. 9, 2004 (JP) ..... 2004-034067

(51) **LOC (8) Cl.** ..... **08-06**

(52) **U.S. Cl.** ..... **D8/310; D8/307**

(58) **Field of Classification Search** ..... D8/300,  
D8/310, 313, 307, 314; D13/171, 174; D23/250-252;  
16/441, 443, 444, 446

See application file for complete search history.

(56) **References Cited**

**U.S. PATENT DOCUMENTS**

963,053 A \* 7/1910 Lockwood ..... 16/441

D193,385 S \* 8/1962 Caminker et al. .... D8/314  
D194,782 S \* 3/1963 Watt ..... D8/314  
D268,358 S \* 3/1983 Saporito et al. .... D23/250  
D327,834 S \* 7/1992 Reid ..... D8/310

\* cited by examiner

*Primary Examiner*—Paula A. Greene

(74) *Attorney, Agent, or Firm*—Bacon & Thomas

(57) **CLAIM**

The ornamental design for knob for furniture, as shown and described.

**DESCRIPTION**

FIG. 1 is a front elevation view of knob for furniture embodying my new design;

FIG. 2 is a right side view thereof;

FIG. 3 is a plan view thereof;



FIG. 4 is a rear view thereof;

FIG. 5 is a bottom view thereof;

FIG. 6 is a sectional view along A—A line in FIG. 1 thereof; and,

FIG. 7 is a perspective view thereof.

**1 Claim, 2 Drawing Sheets**



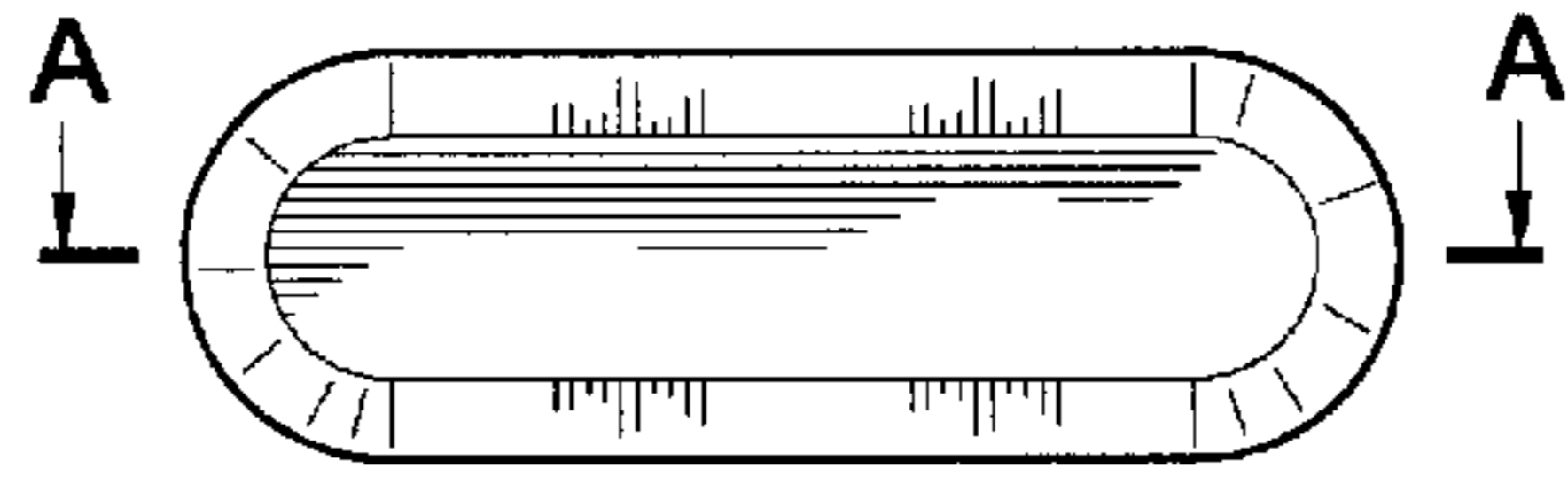


FIG. 1

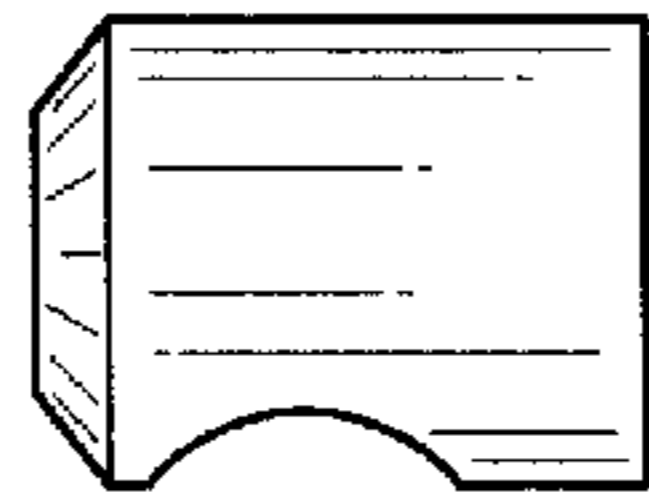


FIG. 2

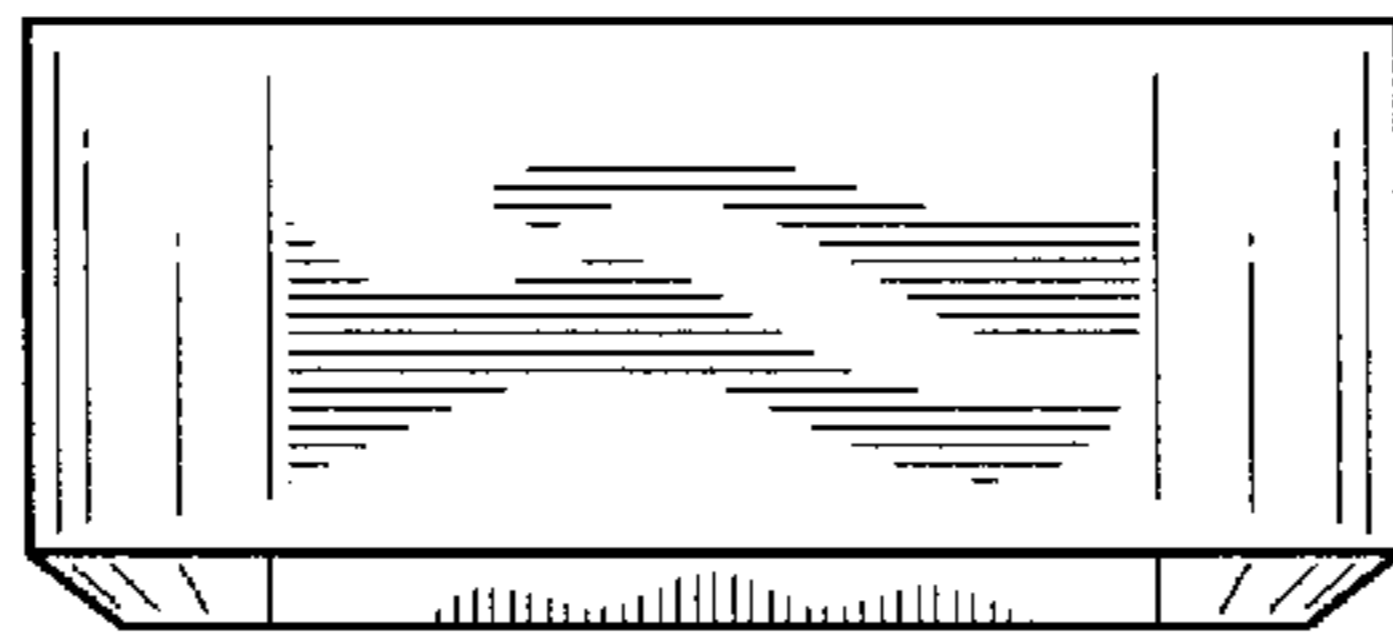


FIG. 3

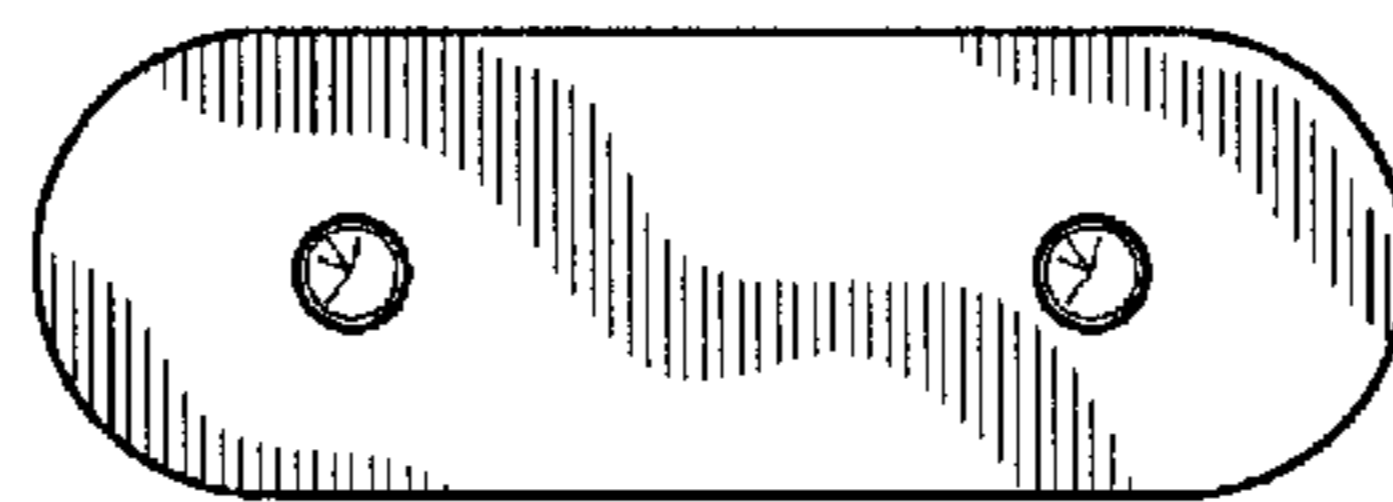

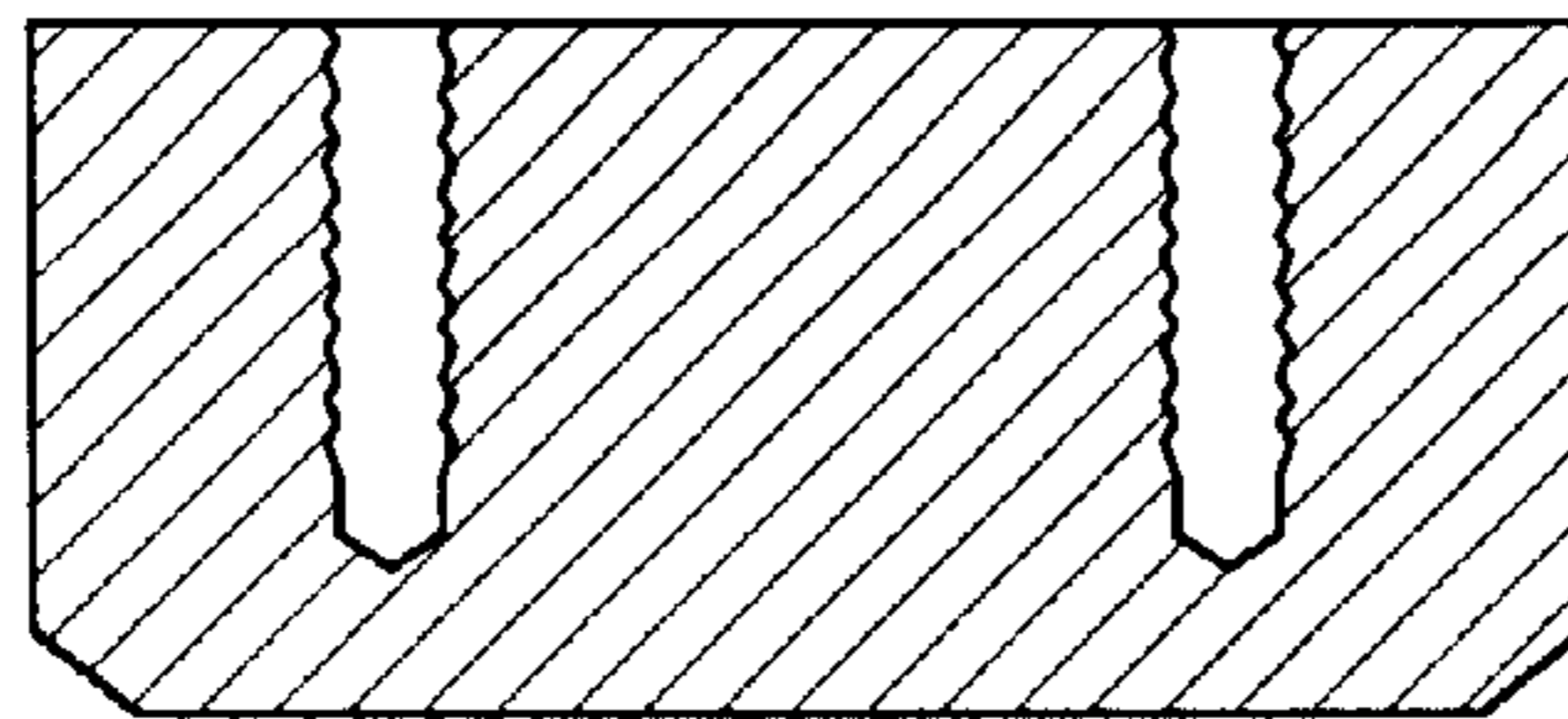



FIG. 4



**FIG. 5**



**FIG. 6**



**FIG. 7**