

US00D527975S

(12) **United States Design Patent**
Okada

(10) **Patent No.:** **US D527,975 S**

(45) **Date of Patent:** **** Sep. 12, 2006**

(54) **HANDLE OF HANDSAW**

(75) Inventor: **Tamotsu Okada**, Miki (JP)

(73) Assignees: **Kabushiki Kaisha Okada**, Miki (JP);
Kinzoku Kogyosho, Miki (JP)

(**) Term: **14 Years**

(21) Appl. No.: **29/226,766**

(22) Filed: **Apr. 1, 2005**

(51) **LOC (8) Cl.** **08-03**

(52) **U.S. Cl.** **D8/97**

(58) **Field of Classification Search** D8/95,
D8/96, 97, 98, 99, 100, 107; 30/156, 157,
30/158, 159, 160, 331, 332, 333, 522, 523
See application file for complete search history.

(56) **References Cited**

U.S. PATENT DOCUMENTS

2,827,086	A	*	3/1958	Minor	30/517
D246,416	S	*	11/1977	Schmidt	D8/97
D257,943	S	*	1/1981	Finlay	D8/95
D307,702	S	*	5/1990	Hsu	D8/97
D377,746	S	*	2/1997	Huang	D8/107
5,661,908	A	*	9/1997	Chen	30/125
D397,281	S	*	8/1998	Hsu et al.	D8/95

D403,226	S	*	12/1998	Okada	D8/97
D414,670	S	*	10/1999	Linden	D8/99
D494,830	S	*	8/2004	Konen	D8/97

* cited by examiner

Primary Examiner—Philip S. Hyder

(74) *Attorney, Agent, or Firm*—Armstrong, Kratz, Quintos,
Hanson & Brooks, LLP

(57) **CLAIM**

The ornamental design for a handle of handsaw, as shown and described.

DESCRIPTION

FIG. 1 is a perspective view of the handle of handsaw of the present invention;
FIG. 2 is a front view thereof;
FIG. 3 is a top plan view thereof;
FIG. 4 is a back view thereof;
FIG. 5 is a bottom plan view thereof;
FIG. 6 is a left side view thereof;
FIG. 7 is a right side view thereof; and,
FIG. 8 is a front view thereof, wherein the broken line showing the blade is for illustrative purposes only and forms no part of the claimed design.

1 Claim, 3 Drawing Sheets

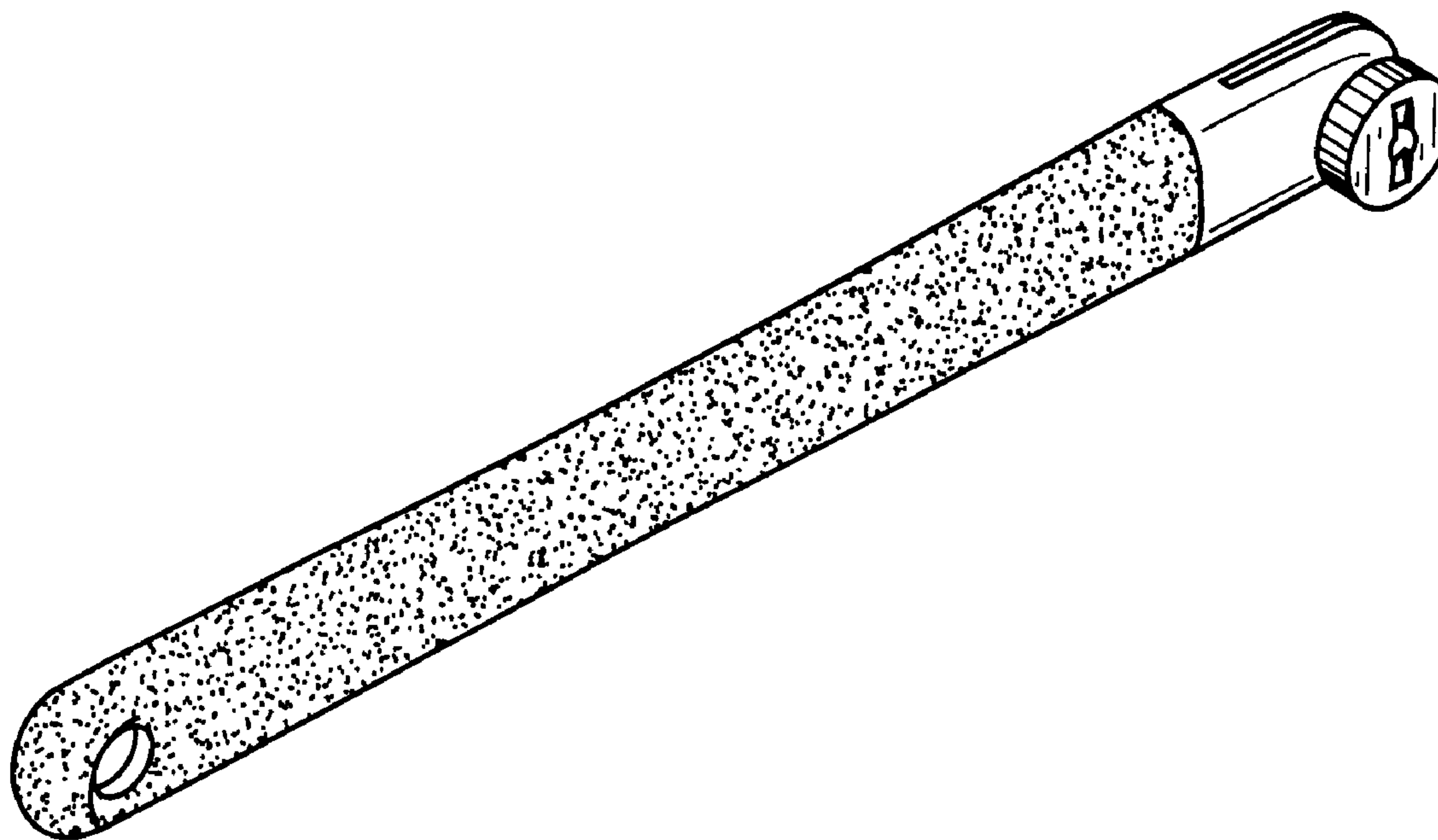


FIG. 1

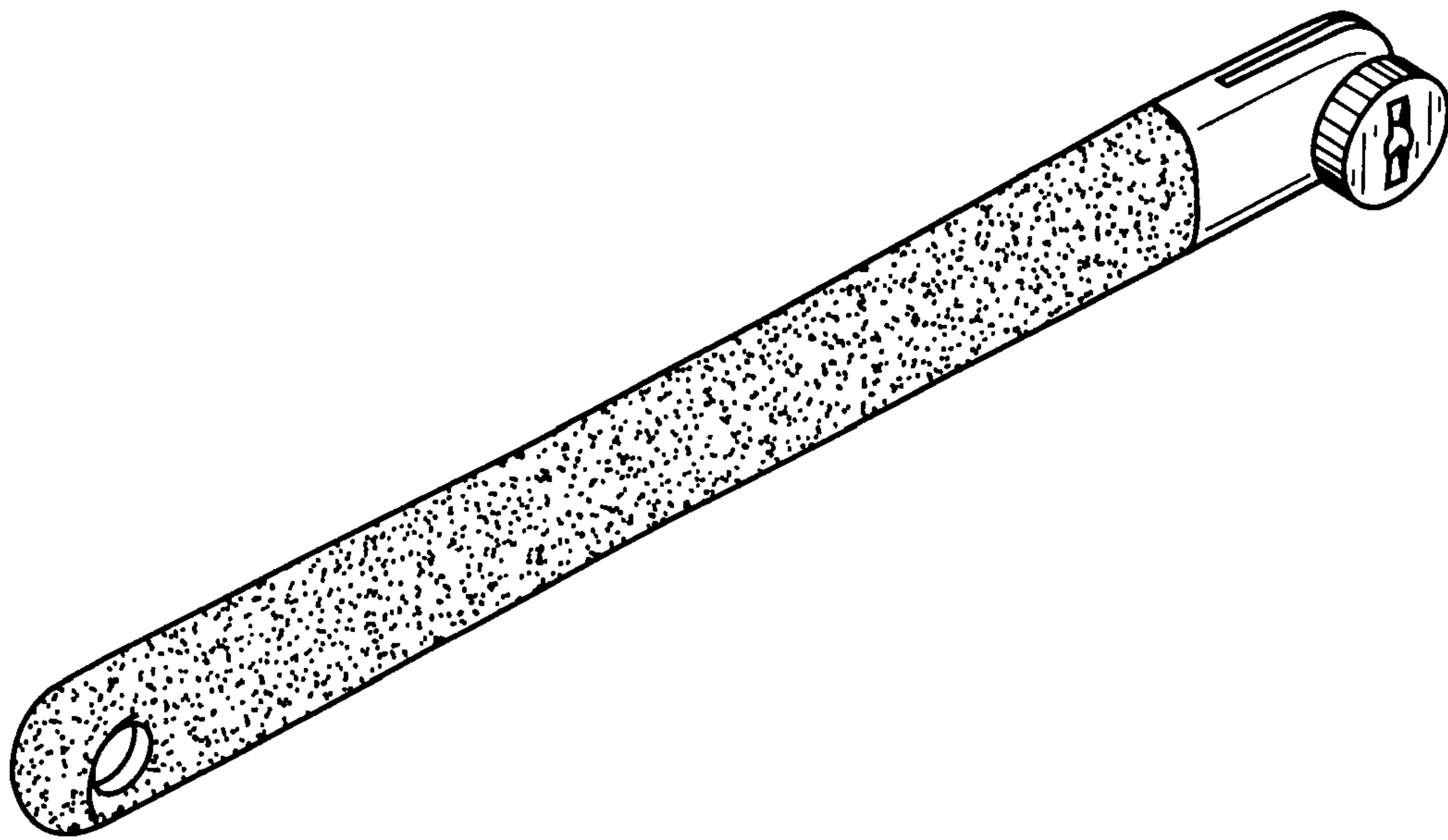


FIG.2




FIG.3

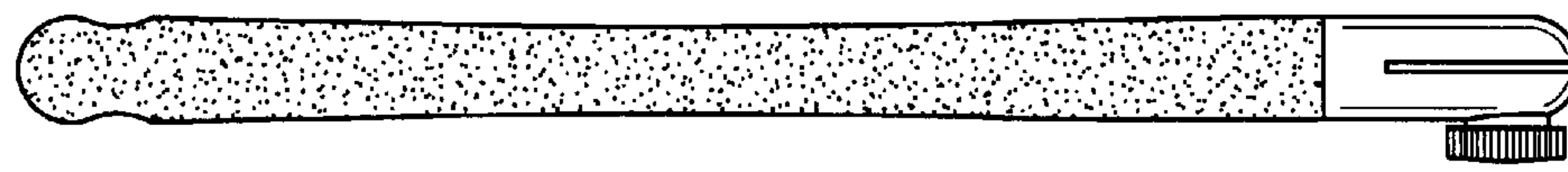


FIG.4

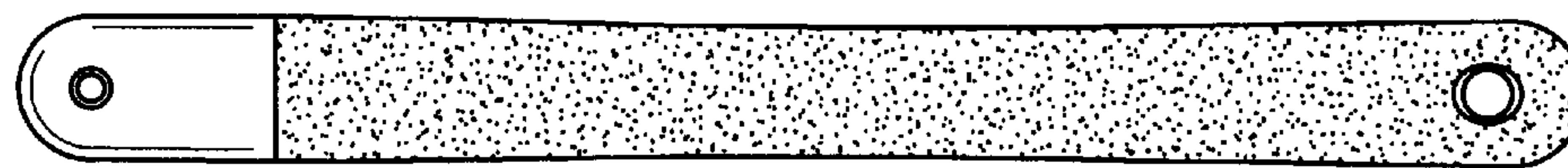


FIG.5




FIG.6

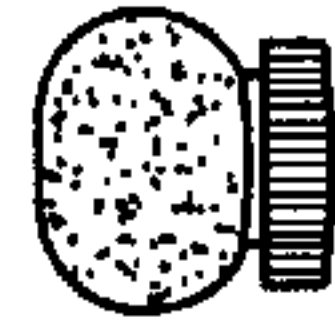


FIG.7

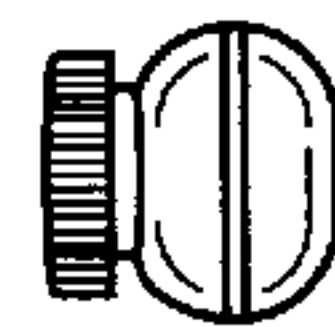


FIG.8

