



US00D527960S

(12) **United States Design Patent**
Fortier

(10) **Patent No.:** **US D527,960 S**

(45) **Date of Patent:** **** Sep. 12, 2006**

(54) **SQUARE POINT SHOVEL AND HANDLE THEREFOR**

D413,774 S * 9/1999 Spear D8/10
D432,373 S * 10/2000 Fox D8/10
D486,043 S * 2/2004 Bennett D8/10
D487,680 S * 3/2004 Sickler et al. D8/10

(75) Inventor: **Andre Fortier**, Berthier sur Mer (CA)

* cited by examiner

(73) Assignee: **Ames True Temper, Inc.**, Camp Hill, PA (US)

Primary Examiner—Holly Baynham

(**) Term: **14 Years**

(74) *Attorney, Agent, or Firm*—David C. Jenkins; David V. Radack; Eckert Seamans Cherin & Mellott, LLC

(21) Appl. No.: **29/225,463**

(57) **CLAIM**

(22) Filed: **Mar. 16, 2005**

The ornamental design of a square point shovel and handle therefor, as shown and described.

(51) **LOC (8) Cl.** **08-01**

(52) **U.S. Cl.** **D8/10**

(58) **Field of Classification Search** D8/10;
294/49, 54.5, 55

See application file for complete search history.

DESCRIPTION

(56) **References Cited**

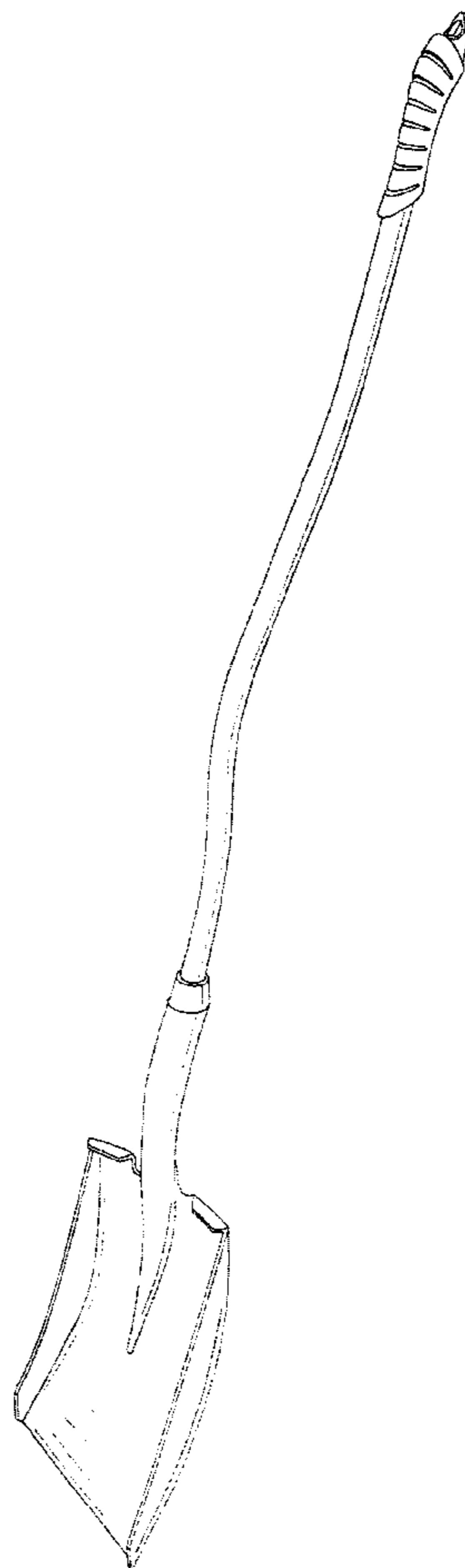
U.S. PATENT DOCUMENTS

D29,737 S * 11/1898 Gunning et al. D8/10
969,975 A * 9/1910 Olmstead 403/193
1,518,246 A * 12/1924 Brandenburg 294/49
D262,259 S * 12/1981 Terpening D8/10
D395,927 S * 7/1998 Frelander D21/532

FIG. 1 is a front perspective view of a square point shovel showing any new design;
FIG. 2 is a front elevational view thereof;
FIG. 3 is a back elevational view thereof;
FIG. 4 is a left side elevational view thereof;
FIG. 5 is a right-side elevational view thereof;
FIG. 6 is a top plan view thereof; and,
FIG. 7 is a bottom plan view thereof.

The broken line disclosure is for illustrative purposes only and forms no part of the claimed design.

1 Claim, 3 Drawing Sheets



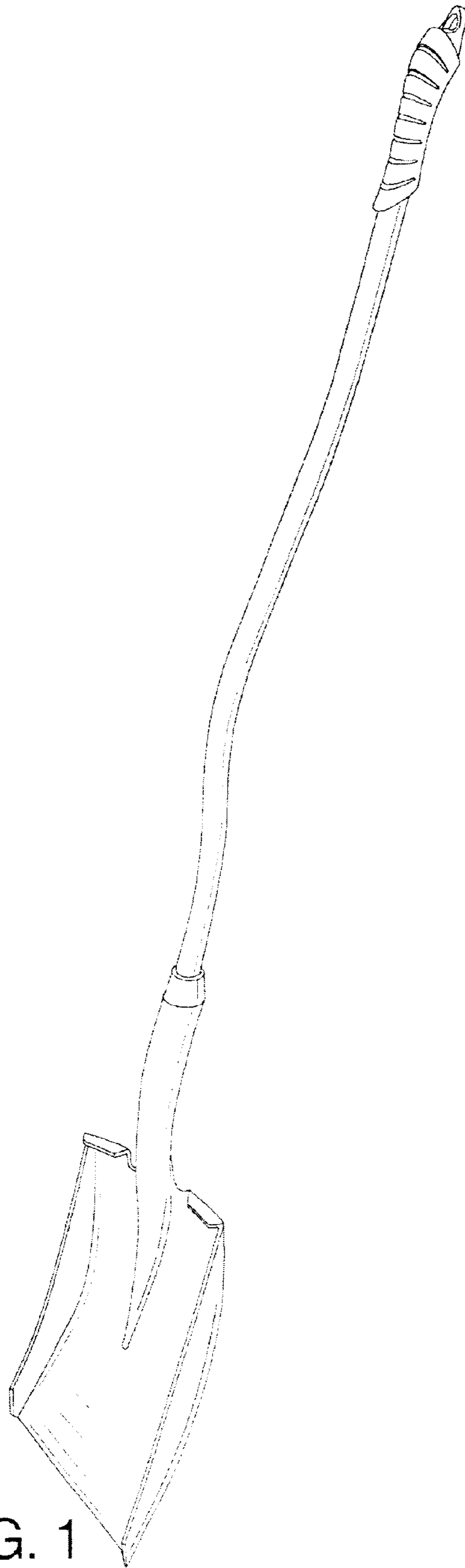


FIG. 1




FIG. 2

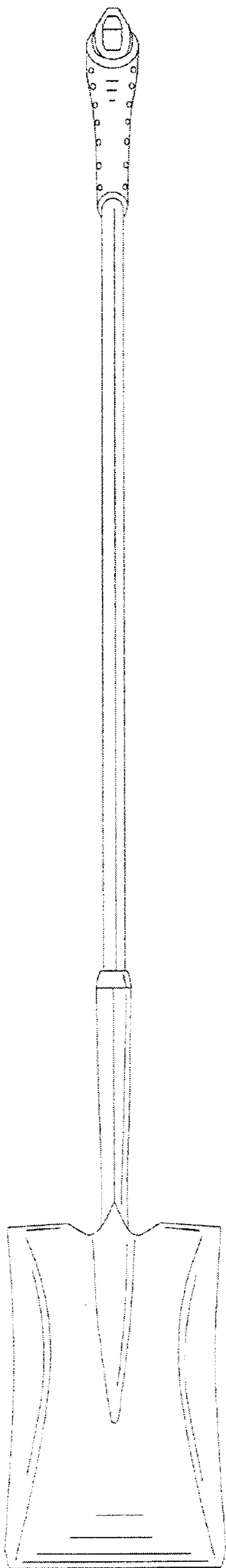


FIG. 3



FIG. 4




FIG. 5

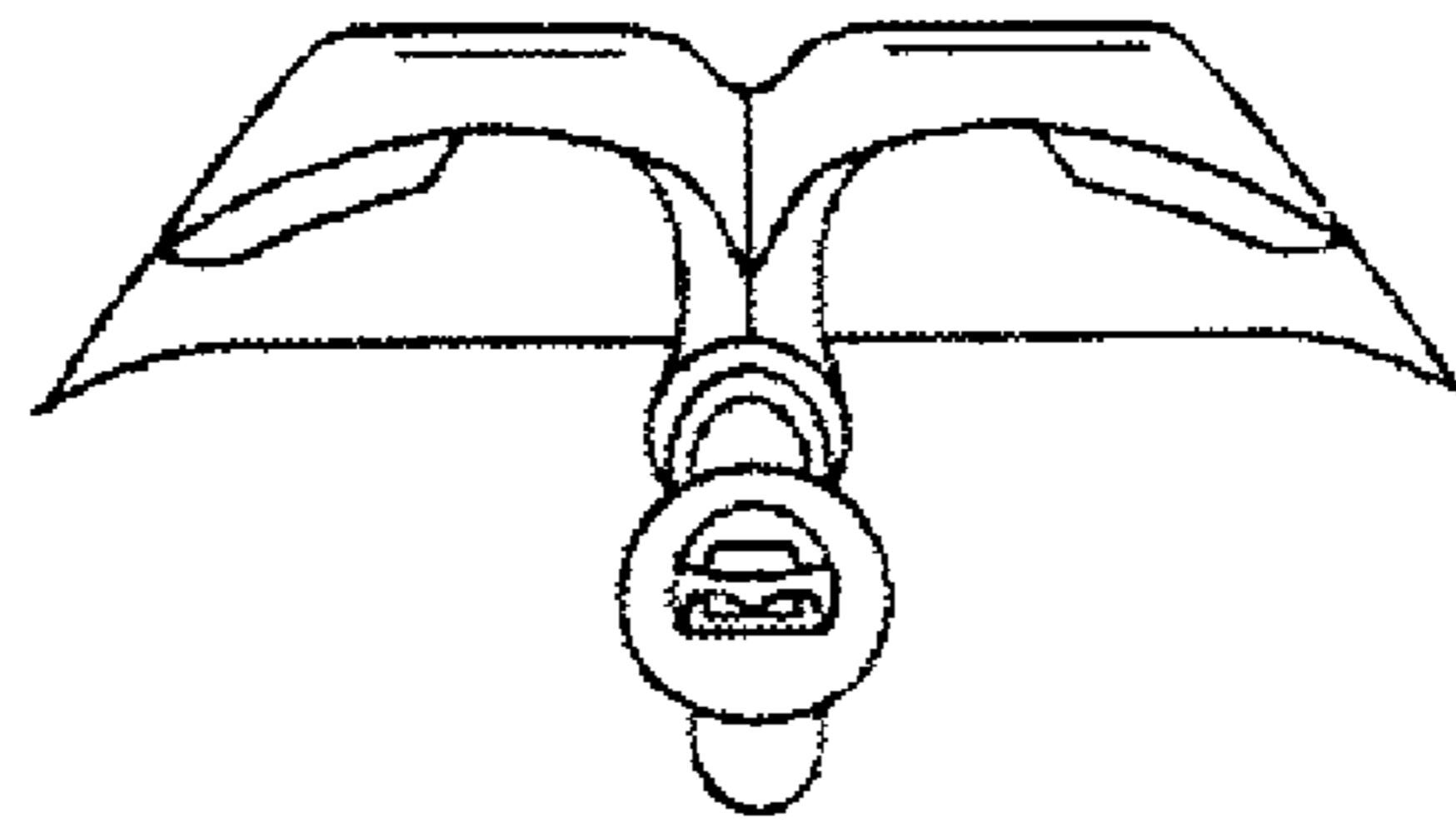


FIG. 6

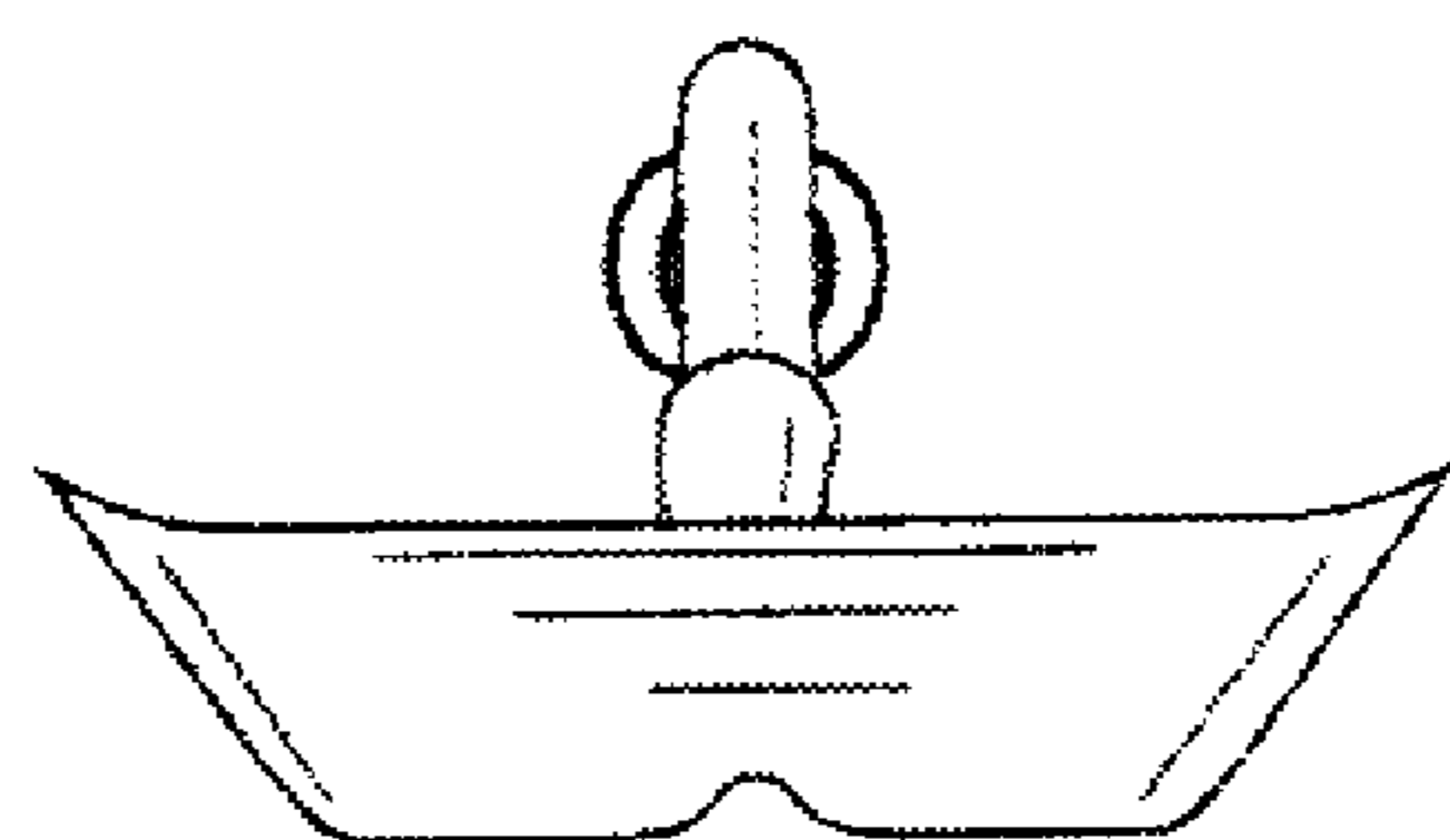


FIG. 7