



US00D527948S

(12) **United States Design Patent**  
**Bengtson**

(10) **Patent No.:** **US D527,948 S**

(45) **Date of Patent:** **\*\* Sep. 12, 2006**

(54) **COMBINATION OVEN**

D462,867 S \* 9/2002 Resuello et al. .... D7/349  
D468,585 S \* 1/2003 Resuello et al. .... D7/405

(75) Inventor: **Alan D. Bengtson**, St. Joseph, MI (US)

\* cited by examiner

(73) Assignee: **Whirlpool Corporation**, Benton Harbor, MI (US)

*Primary Examiner*—Catherine R. Oliver  
(74) *Attorney, Agent, or Firm*—Clifton G. Green; Robert O. Rice; John F. Colligan

(\*\*) Term: **14 Years**

(57) **CLAIM**

(21) Appl. No.: **29/233,881**

The ornamental design for a combination oven, as shown and described.

(22) Filed: **Jul. 11, 2005**

(51) **LOC (8) Cl.** ..... **07-02**

**DESCRIPTION**

(52) **U.S. Cl.** ..... **D7/405; D7/349**

(58) **Field of Classification Search** ..... D7/339–408;  
126/19 R, 190, 198, 200, 273 A; 219/214,  
219/443.1, 444.1

FIG. 1 is a front perspective view of the design of the combination oven;

FIG. 2 is a front elevational view thereof;

FIG. 3 is a right side elevational view with the left side being a mirror image thereof;

FIG. 4 is a top plan view thereof; and,

FIG. 5 is a bottom plan view thereof.

See application file for complete search history.

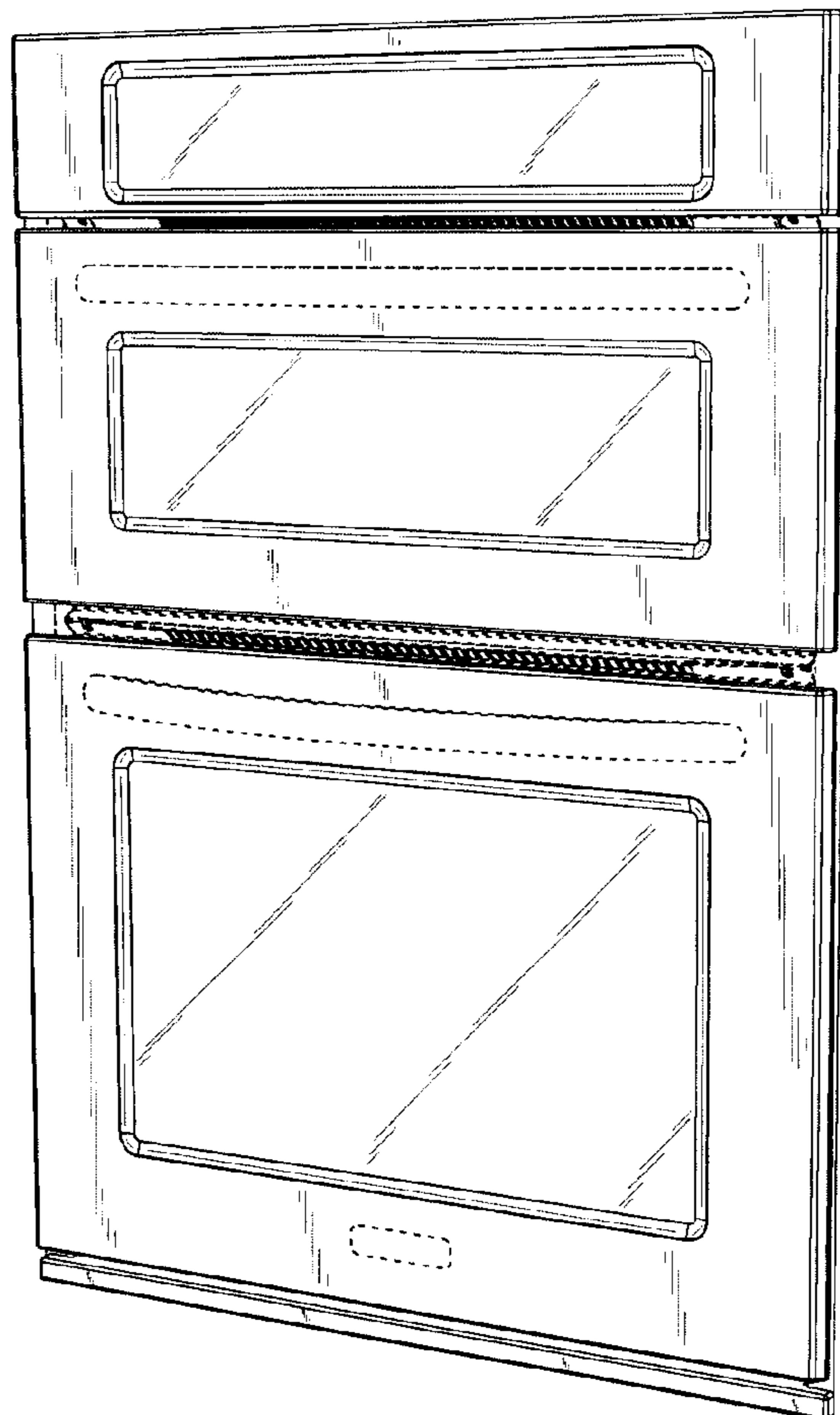
The broken lines shown are for illustrative purposes only and form no part of the design claimed.

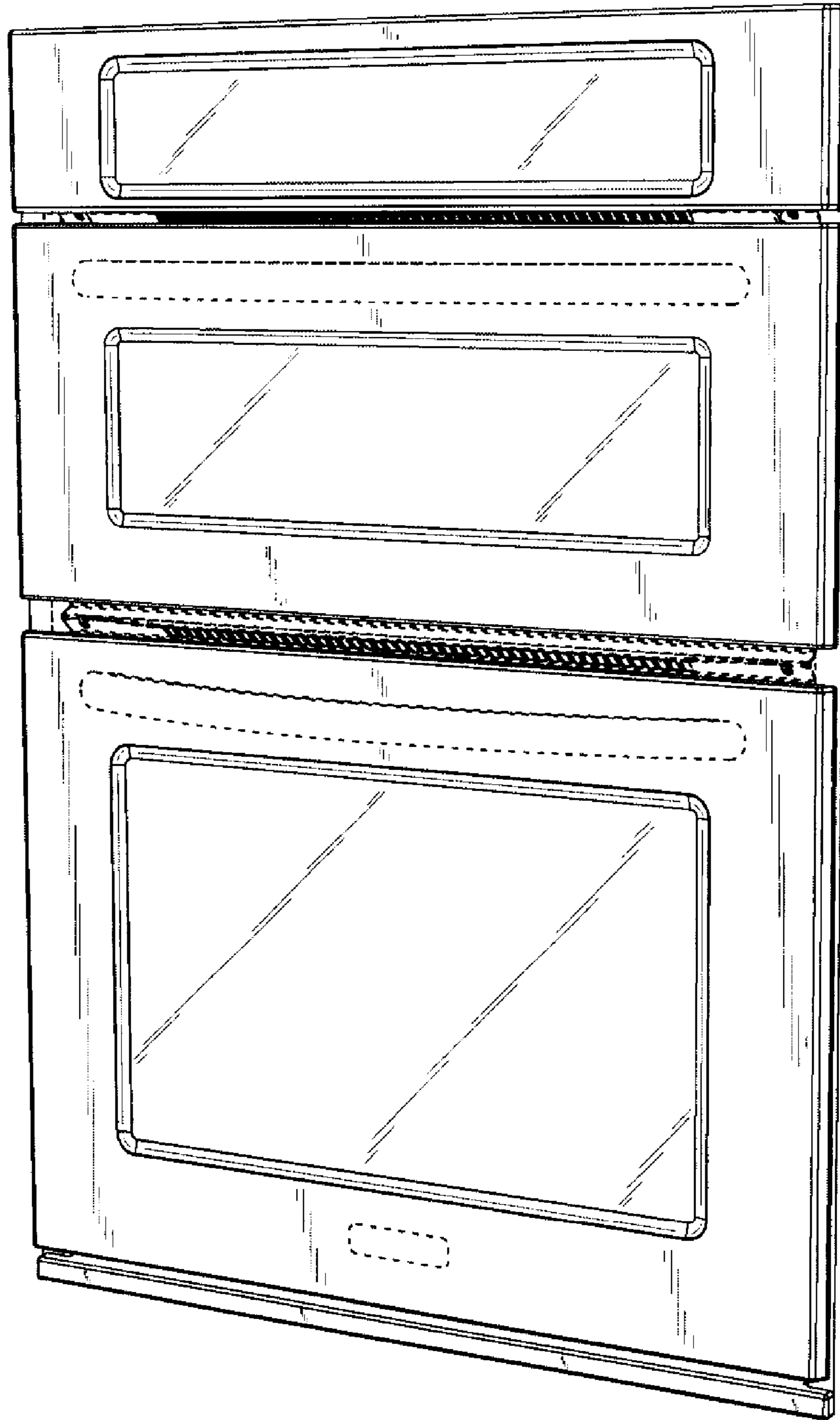
(56) **References Cited**

U.S. PATENT DOCUMENTS

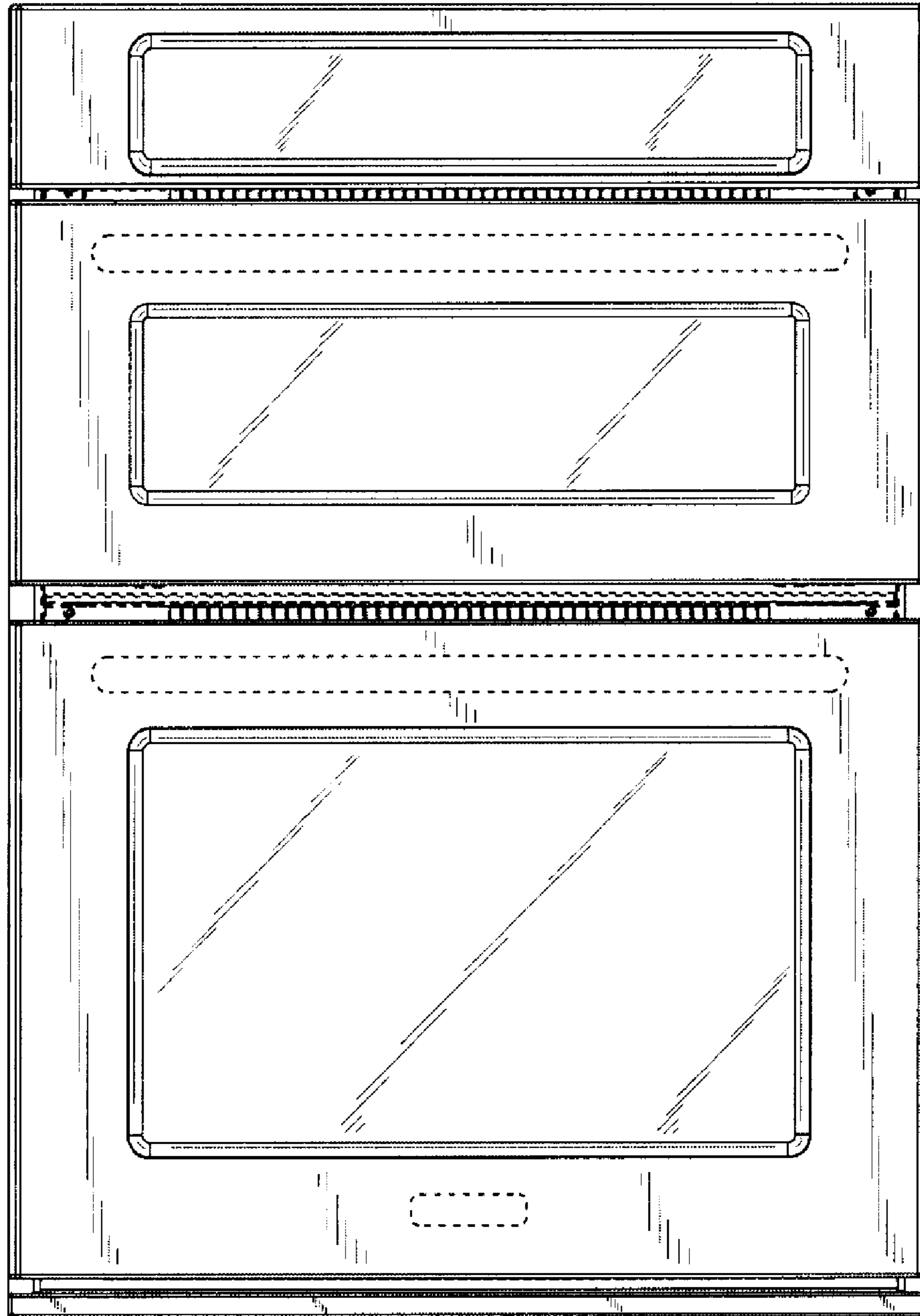
D341,989 S \* 12/1993 Wright et al. .... D7/349  
D366,983 S \* 2/1996 Leukhardt et al. .... D7/349  
D424,862 S \* 5/2000 Holbrook ..... D7/349

**1 Claim, 3 Drawing Sheets**

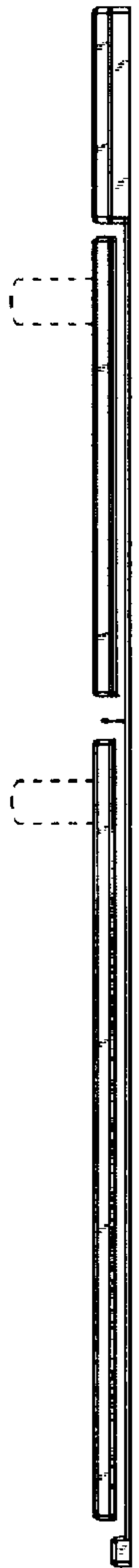





**Fig. 1**



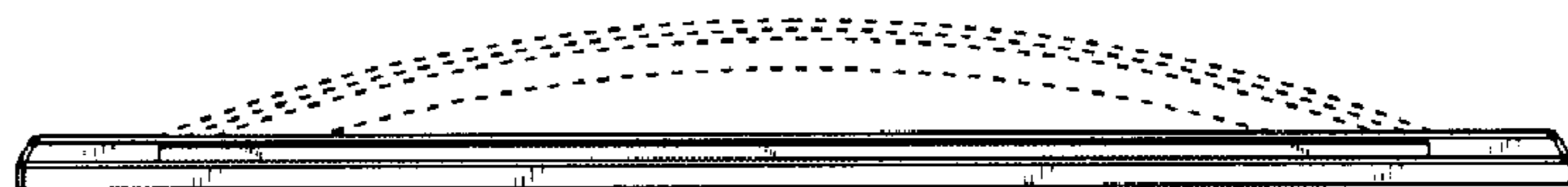
**Fig. 2**



**Fig. 3**



**Fig. 4**



**Fig. 5**