



US00D527946S

(12) **United States Design Patent**  
**Czebiniak**

(10) **Patent No.:** **US D527,946 S**

(45) **Date of Patent:** **\*\* Sep. 12, 2006**

- (54) **RIM FOR COOKWARE**
- (75) Inventor: **Eugene J. Czebiniak**, Binghamton, NY (US)
- (73) Assignee: **WKI Holding Company, Inc.**, Rosemont, IL (US)
- (\*\*) Term: **14 Years**

- D84,865 S \* 8/1931 Wesp ..... D7/570
- D85,621 S \* 11/1931 Poppenhauser ..... D7/570
- 2,032,835 A 3/1936 Collins
- D101,242 S 9/1936 Poglein
- D103,166 S 2/1937 Swainson
- D111,137 S 9/1938 Farber
- D118,557 S 1/1940 Guild
- D123,504 S 11/1940 Kollman

(Continued)

- (21) Appl. No.: **29/218,384**
- (22) Filed: **Nov. 30, 2004**

*Primary Examiner*—M. N. Pandozzi  
(74) *Attorney, Agent, or Firm*—Wallenstein Wagner & Rockey, Ltd.

- (51) **LOC (8) Cl.** ..... **07-99**
- (52) **U.S. Cl.** ..... **D7/396.1; D7/396.5; D7/565; D7/588**
- (58) **Field of Classification Search** ..... D7/538, D7/542, 543, 545, 548, 547, 540, 560, 354, D7/587, 602, 566, 570, 584, 586, 555, 553.6, D7/396.1, 396, 565, 588; 220/23.8, 534, 220/574, 575, 23.4; 99/534, 339; 62/457.6; 126/385.1, 369

(57) **CLAIM**

We claim the ornamental design for a rim for cookware, as shown and described.

**DESCRIPTION**

FIG. 1 is a perspective view of a rim for cookware according to the new design;  
 FIG. 2 is a front view of the rim for cookware shown in FIG. 1, the rear view and side elevation views being identical thereto;  
 FIG. 3 is a top view of the rim for cookware shown in FIG. 1;  
 FIG. 4 is a bottom view of the rim for cookware shown in FIG. 1;  
 FIG. 5 is a perspective view of another embodiment of a rim for cookware according to the new design;  
 FIG. 6 is a side elevation view of one side of the rim for cookware shown in FIG. 5, the other side being identical thereto;  
 FIG. 7 is a front view of the rim for cookware shown in FIG. 5, the rear view being identical thereto;  
 FIG. 8 is a top view of the rim for cookware shown in FIG. 5; and,  
 FIG. 9 is a bottom view of the rim for cookware shown in FIG. 5.

The broken lines in the drawings are for illustrative purposes only and form no part of the claimed design.

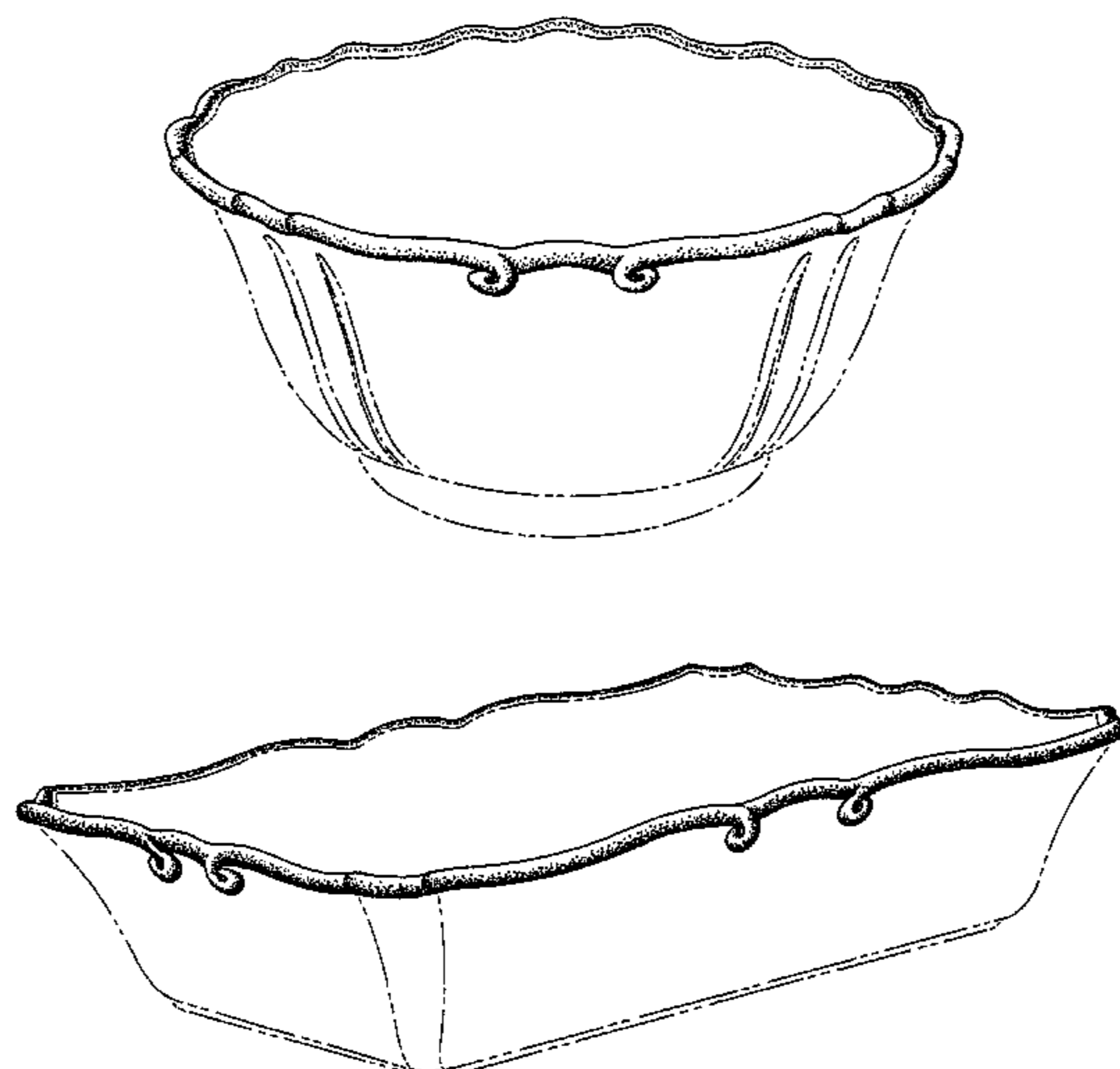
See application file for complete search history.

(56) **References Cited**

**U.S. PATENT DOCUMENTS**

- 70,682 A 11/1867 Babbitt
- D22,617 S \* 7/1893 Havilland ..... D7/570
- D23,900 S \* 12/1894 Havilland ..... D7/570
- D25,791 S \* 7/1896 May ..... D7/548
- D30,174 S \* 2/1899 Otto ..... D7/548
- D36,505 S \* 8/1903 Havilland ..... D7/570
- D37,794 S \* 1/1906 Ziegler ..... D7/570
- D38,036 S \* 5/1906 Grindley ..... D7/570
- D38,365 S \* 12/1906 Alexander ..... D7/570
- 883,296 A 3/1908 Cook
- D44,595 S \* 8/1913 Simmons ..... D7/548
- D47,998 S 10/1915 Hamilton
- D50,547 S 4/1917 Ball
- D65,055 S 7/1924 Cross
- D74,604 S \* 3/1928 Hebbard ..... D7/566
- 1,669,127 A 5/1928 Houston
- D77,931 S 3/1929 Allen
- D82,012 S 9/1930 Allen

**1 Claim, 7 Drawing Sheets**



# US D527,946 S

Page 2

## U.S. PATENT DOCUMENTS

D126,356 S	4/1941	Brown	D298,295 S	11/1988	Finsilver et al.
D126,554 S	4/1941	Fletcher	D307,395 S	4/1990	Borst
D134,334 S	11/1942	Kapner et al.	D316,210 S	4/1991	Giugiaro
2,336,699 A	12/1943	Neth et al.	D321,809 S	11/1991	Zobrist
D155,763 S	* 10/1949	Yutzey ..... D7/570	D326,797 S	6/1992	Pomroy et al.
D162,960 S	4/1951	Johnston	D328,836 S	8/1992	Unger
D164,890 S	10/1951	Zeisel	D350,669 S	9/1994	Conti
D165,960 S	2/1952	Bliss	D367,398 S	2/1996	Thomas
D166,065 S	3/1952	Bliss	D373,509 S	9/1996	Bormioli
D187,995 S	5/1960	Loewy	D400,393 S	11/1998	Ranzoni
D197,476 S	2/1964	DePuy	D407,949 S	4/1999	Henry
D203,078 S	11/1965	Reifers	D409,447 S	5/1999	Henry
D204,150 S	3/1966	Curtis	D415,391 S	10/1999	Henry
D214,185 S	5/1969	Stageberg	D429,446 S	8/2000	Toussant et al.
D214,460 S	6/1969	Stageberg	D432,417 S	10/2000	McCann
D216,477 S	1/1970	Ketcham	D445,303 S	7/2001	Littlejohn et al.
3,516,573 A	6/1970	Mizuk	D445,304 S	7/2001	Littlejohn et al.
3,737,068 A	6/1973	Bird	D445,632 S	7/2001	Bradley
D232,293 S	8/1974	Christian et al.	D450,221 S	11/2001	Littlejohn et al.
D233,202 S	10/1974	Chernak	D452,118 S	12/2001	Benson
D236,574 S	9/1975	Rothstein	D457,777 S	5/2002	Bradley
D246,750 S	* 12/1977	Harshman et al. .... D7/558	D459,635 S	7/2002	Henry
D253,574 S	12/1979	Anderson	D464,233 S	10/2002	Pai
D267,221 S	12/1982	Williams	D466,762 S	12/2002	Cote et al.
D268,557 S	4/1983	Jensen	D467,126 S	12/2002	Bradley
D270,323 S	8/1983	Powers	D468,965 S	1/2003	Fino et al.
D271,839 S	12/1983	Powers	D470,005 S	2/2003	Cooper et al.
D271,840 S	12/1983	Powers	D470,714 S	2/2003	Kloppsteck
D275,547 S	9/1984	Asti et al.	D470,715 S	2/2003	Kloppsteck
D276,870 S	12/1984	Gulotta	D473,418 S	* 4/2003	Burton et al. .... D7/354
D280,175 S	8/1985	Bassett	D475,579 S	6/2003	Jorgensen
D280,589 S	9/1985	Bassett	D477,970 S	8/2003	Thonis
D280,969 S	10/1985	Schrage	D483,618 S	12/2003	Watson
D281,480 S	11/1985	McClelland	D484,745 S	1/2004	Watson
D282,044 S	1/1986	McClelland	D486,994 S	2/2004	Smith et al.
D282,135 S	1/1986	McClelland	D487,214 S	3/2004	Rutter et al.
D285,514 S	9/1986	Ritman	D490,656 S	6/2004	Levien
D287,559 S	1/1987	Daenen et al.	D491,320 S	6/2004	Cole et al.
D288,649 S	3/1987	Daenen et al.	D491,696 S	6/2004	Cole et al.
D291,041 S	7/1987	Grange	D494,419 S	* 8/2004	Armer ..... D7/560
D291,398 S	8/1987	Schmidt	D494,816 S	8/2004	Wiedmeyer et al.
D293,995 S	2/1988	Shin	D494,817 S	8/2004	Rutter et al.
D295,819 S	5/1988	Mercadante	D496,825 S	10/2004	Wiedmeyer et al.

\* cited by examiner

FIG. 1

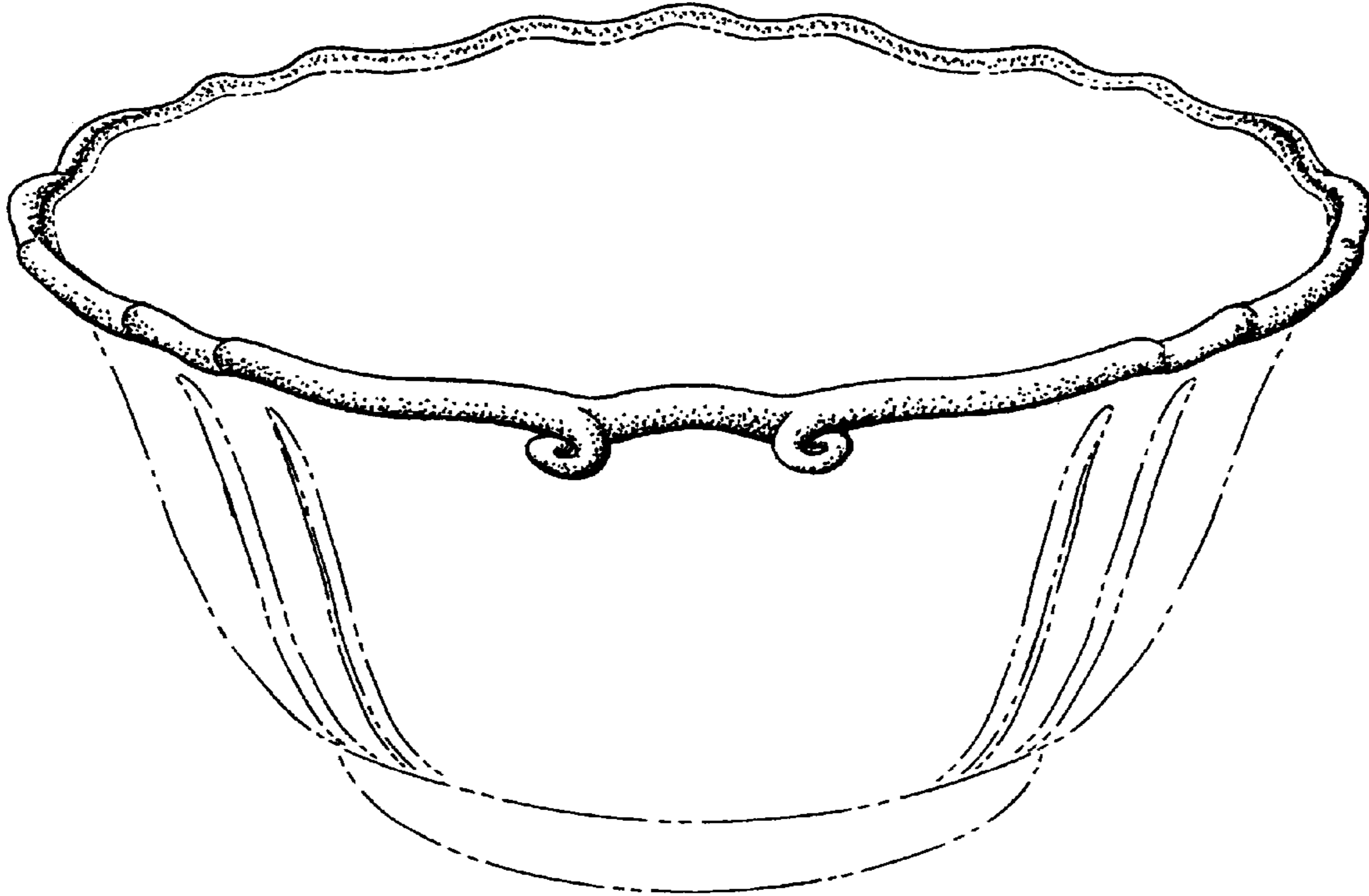


FIG. 2

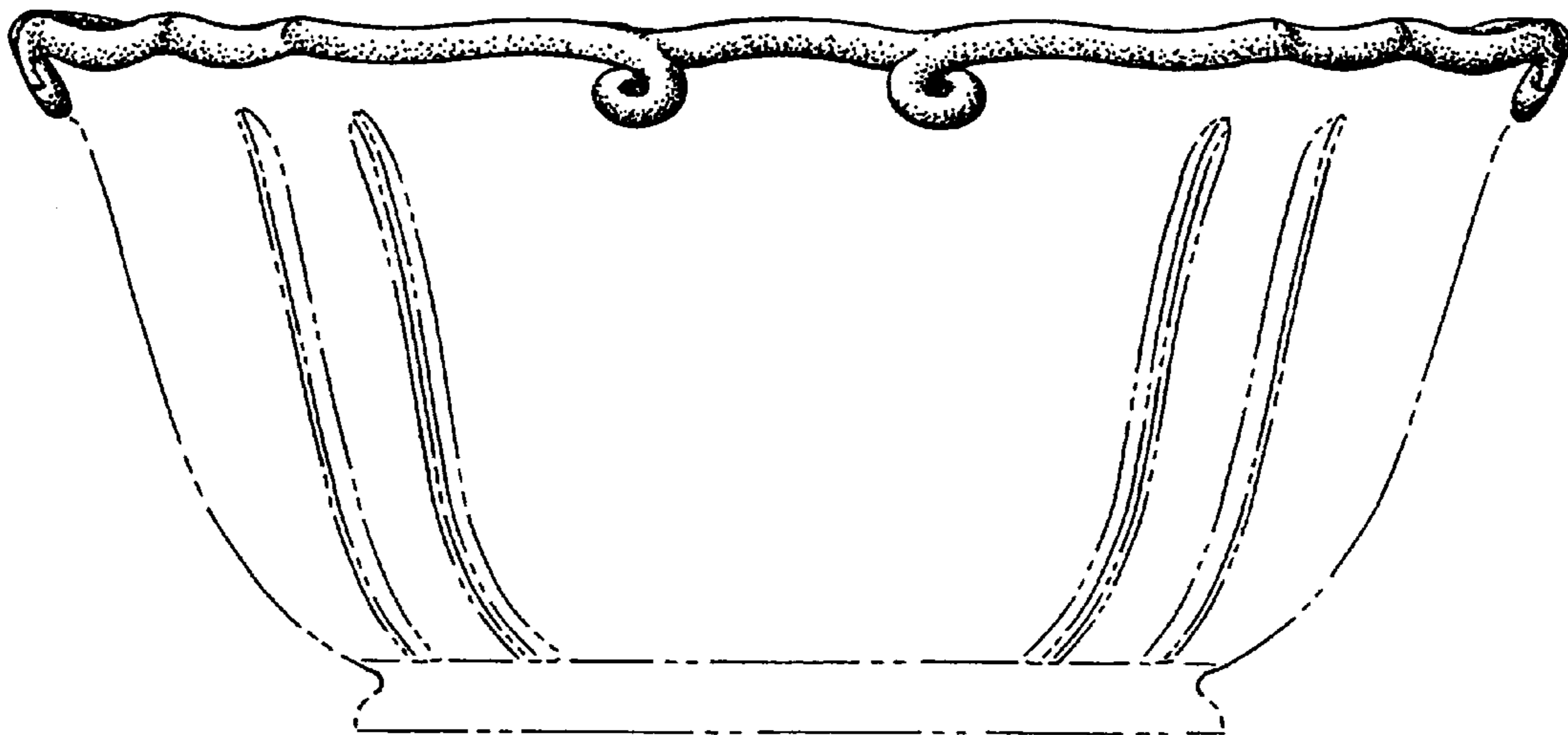




FIG. 3




FIG. 4

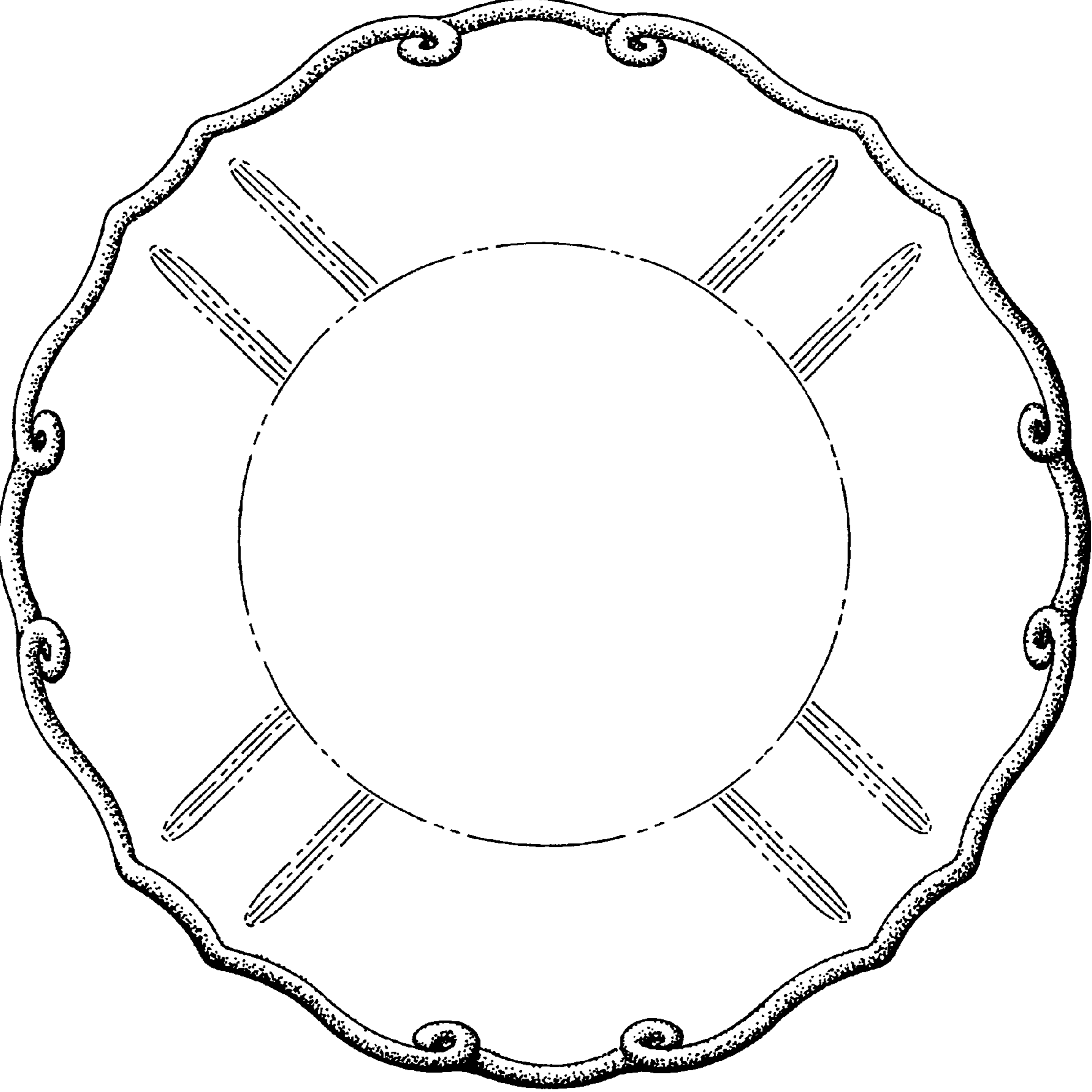
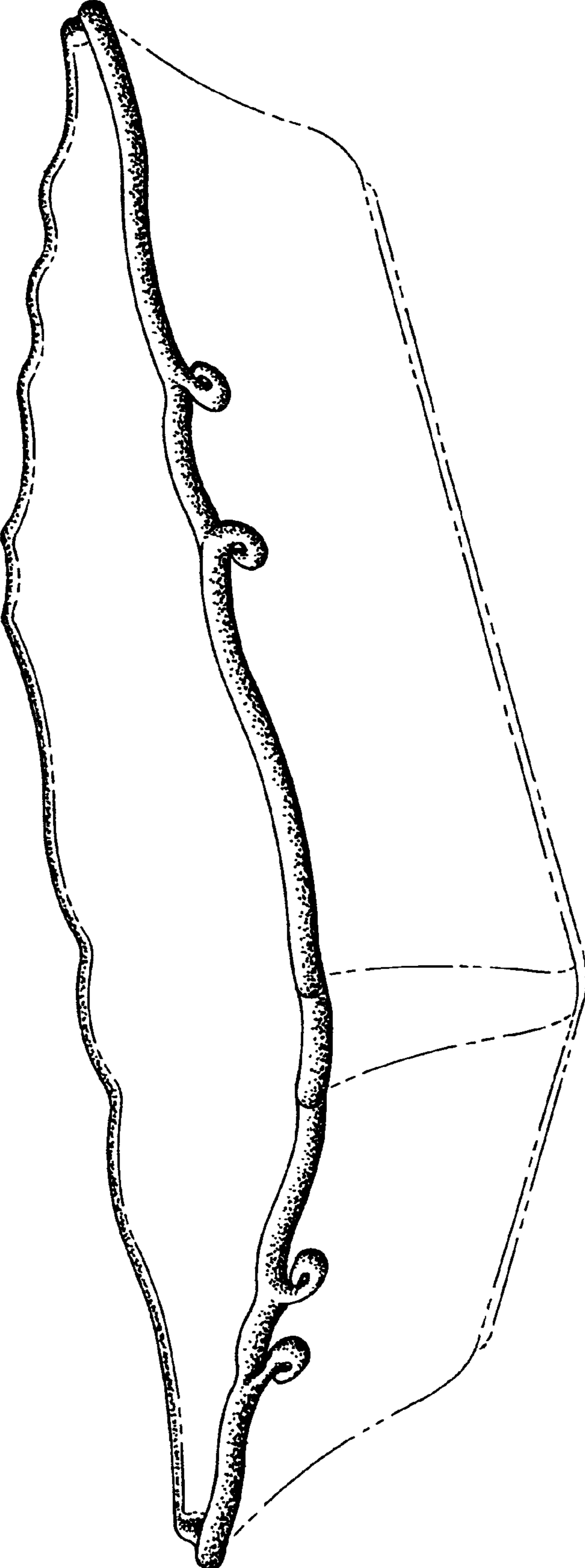


FIG. 5






FIG. 6





FIG. 7



**FIG. 8**



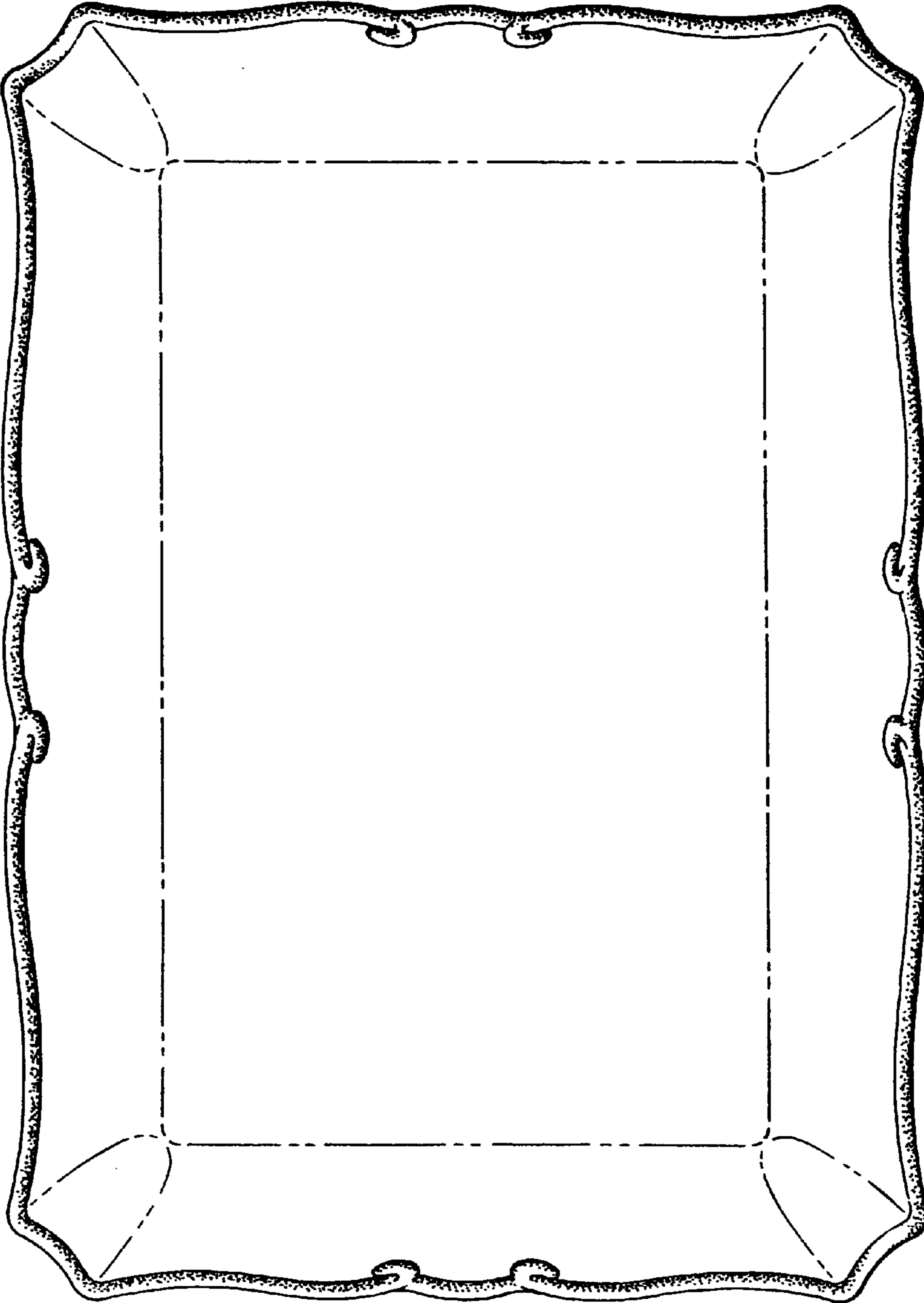


FIG. 9