



US00D527934S

(12) **United States Design Patent**
Lee et al.

(10) **Patent No.:** **US D527,934 S**
(45) **Date of Patent:** **** Sep. 12, 2006**

(54) **CHIP DISPLAY MODULE**
(75) Inventors: **Thomas R. Lee**, Mission Viejo, CA
(US); **Joseph Thomas Richardson**,
Irvine, CA (US)
(73) Assignee: **Behr Process Corporation**, Santa Ana,
CA (US)
(**) Term: **14 Years**
(21) Appl. No.: **29/218,018**
(22) Filed: **Nov. 23, 2004**
(51) **LOC (8) Cl.** **06-04**
(52) **U.S. Cl.** **D6/509; D6/474**
(58) **Field of Classification Search** D6/396,
D6/409, 436, 470-479, 509; 312/107, 114,
312/117, 118, 140.1, 204
See application file for complete search history.

D372,816 S * 8/1996 Rose et al. D6/473
D429,427 S * 8/2000 Melillo et al. D6/436
6,331,858 B1 12/2001 Fisher
6,563,510 B1 5/2003 Rice et al.
6,632,093 B1 10/2003 Rice et al.
D481,882 S 11/2003 Richardson et al.
D481,883 S 11/2003 Richardson et al.
D481,884 S 11/2003 Richardson et al.
D482,207 S 11/2003 Richardson et al.
D488,001 S 4/2004 Richardson et al.
D488,318 S 4/2004 Richardson et al.
D488,633 S 4/2004 Richardson et al.
D493,045 S 7/2004 Richardson et al.
D497,269 S 10/2004 Richardson et al.
D497,495 S 10/2004 Richardson et al.
2005/0100210 A1 5/2005 Rice et al.

* cited by examiner

Primary Examiner—Cathron C. Brooks
(74) *Attorney, Agent, or Firm*—Greenberg Traurig LLP;
Franklin D. Ubell

(56) **References Cited**
U.S. PATENT DOCUMENTS

D153,961 S * 5/1949 Malkin D6/407
3,838,266 A * 9/1974 Jonathan 312/117
D253,080 S * 10/1979 Corrigan D6/468
D265,024 S * 6/1982 Johnson et al. D6/461
D278,954 S * 5/1985 Bolyn D6/409
D303,462 S * 9/1989 Schouten D6/409
D327,590 S * 7/1992 Hardy D6/454
D366,974 S * 2/1996 Nitlich D6/468
D370,140 S * 5/1996 Gaietto D6/474

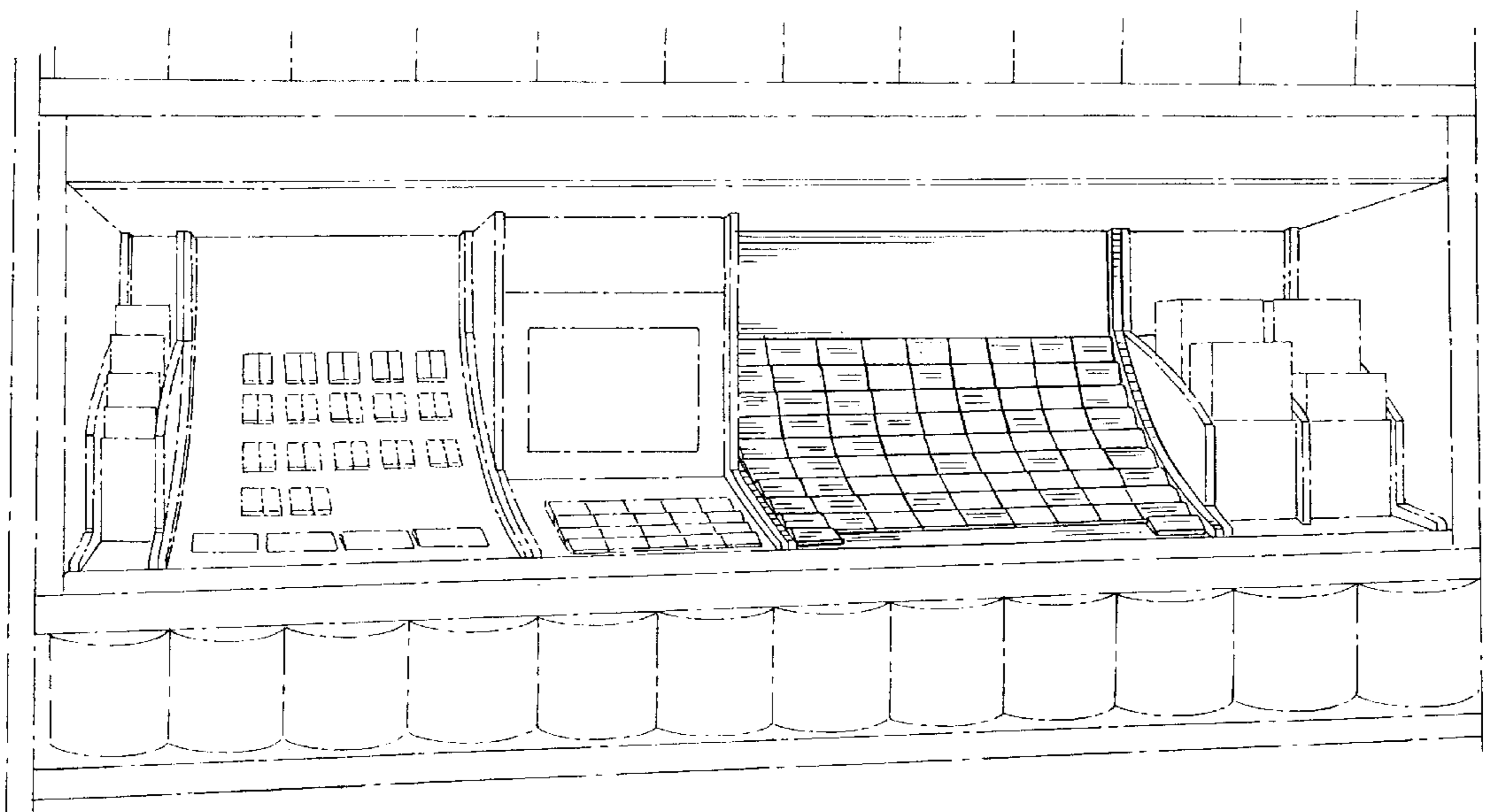
(57) **CLAIM**

We claim the ornamental design for a chip display module,
as shown and described.

DESCRIPTION

FIG. 1 is a front perspective of the chip display module; and,
FIG. 2 is a front plan view of the chip display module.
The broken lines shown in the drawings are for illustrative
purposes only and form no part of the claimed design.

1 Claim, 2 Drawing Sheets



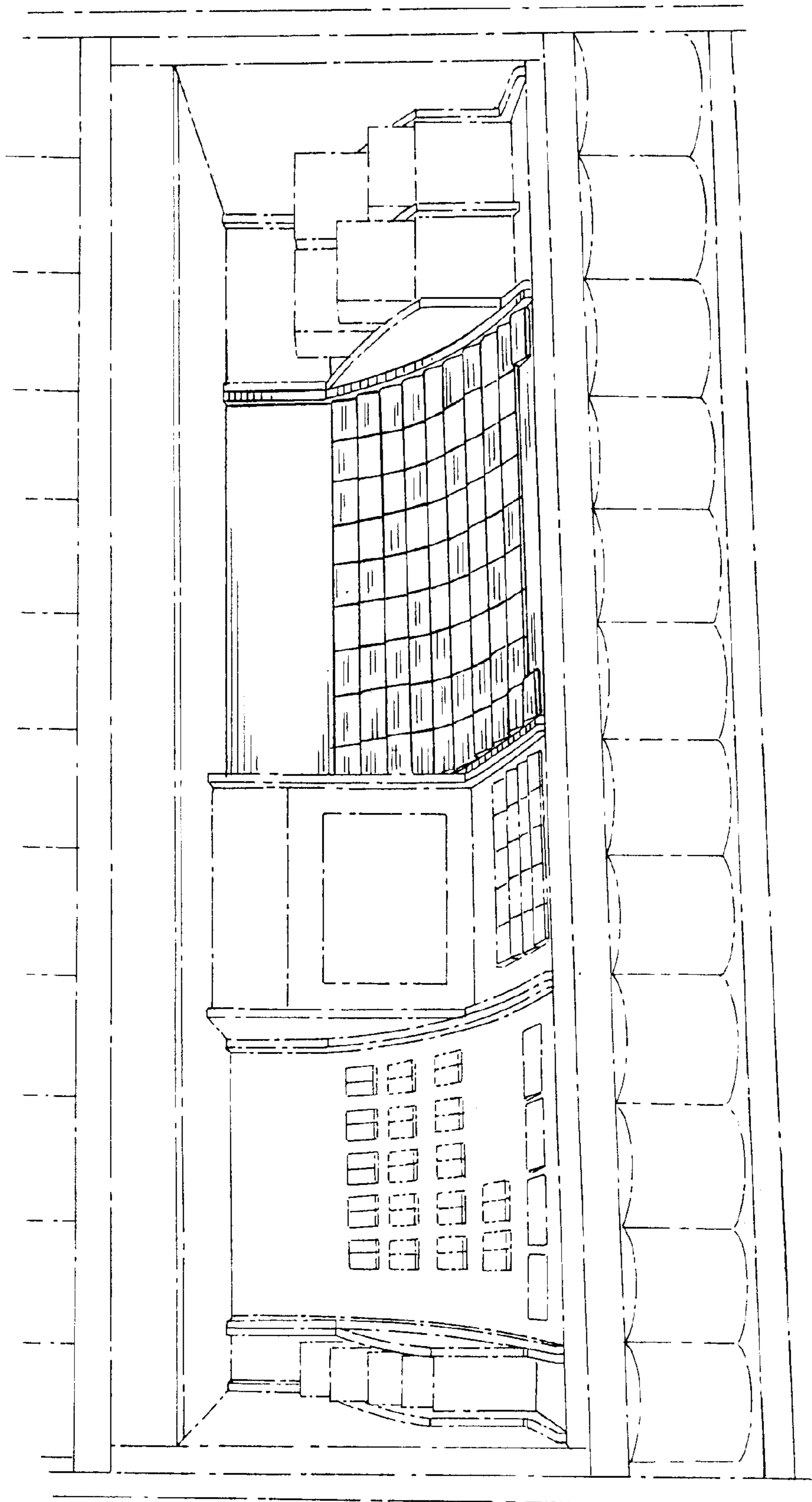


FIG. 1

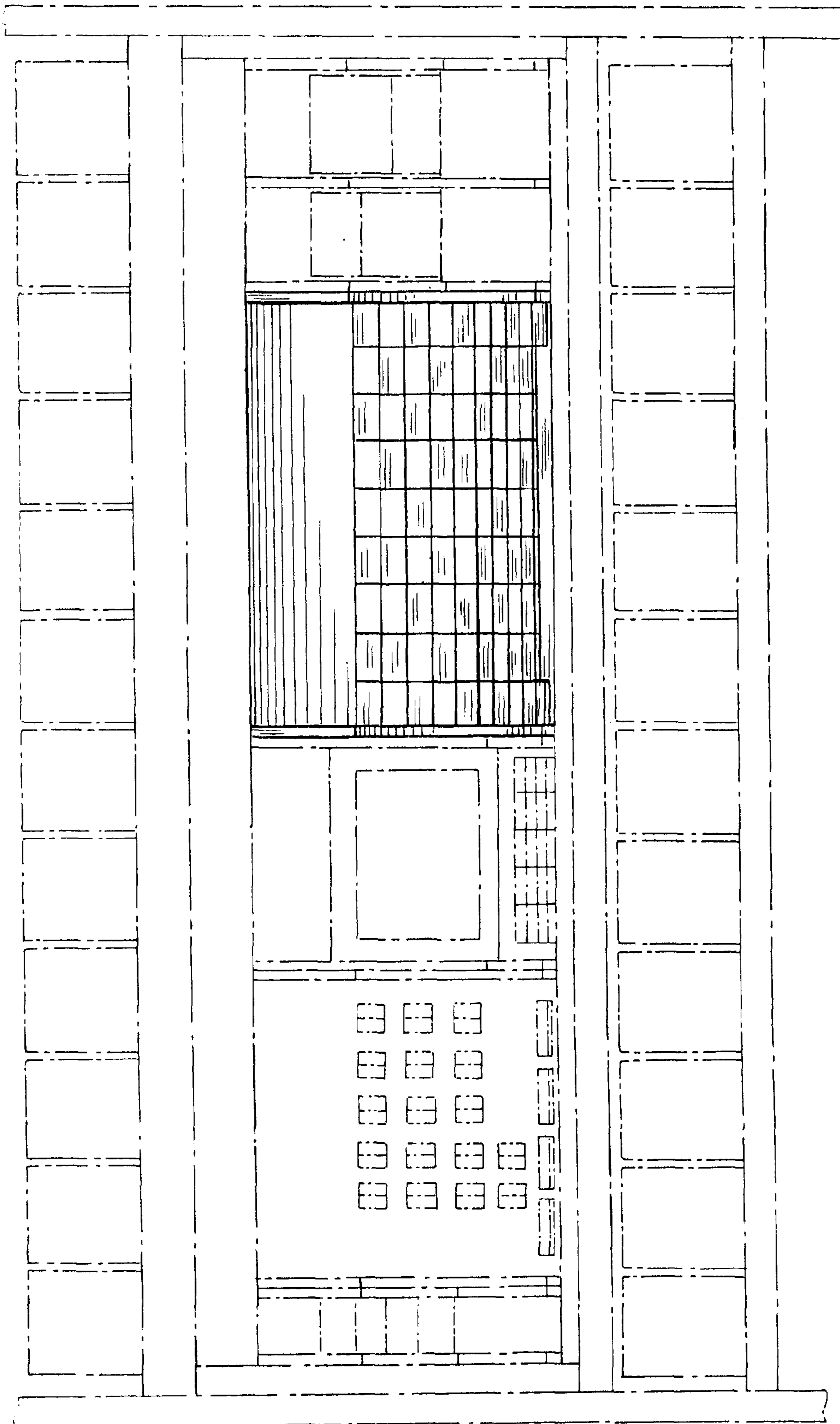


FIG. 2