



US00D527915S

(12) **United States Design Patent**  
**Lewis**

(10) **Patent No.:** **US D527,915 S**

(45) **Date of Patent:** **\*\* Sep. 12, 2006**

(54) **MIRROR**

(76) **Inventor:** **Sally Sirkin Lewis**, 715 Canon Dr.,  
Beverly Hills, CA (US) 90210

(\*\*) **Term:** **14 Years**

(21) **Appl. No.:** **29/230,607**

(22) **Filed:** **May 24, 2005**

(51) **LOC (8) Cl.** ..... **06-07**

(52) **U.S. Cl.** ..... **D6/303**

(58) **Field of Classification Search** ..... D6/300-303,  
D6/309-314, 444; 40/700, 711, 714-716,  
40/722, 745, 747, 749, 780, 790, 798, 757;  
D28/64.1, 64.3

See application file for complete search history.

(56) **References Cited**

**U.S. PATENT DOCUMENTS**

D29,572 S \* 11/1898 Siedlel ..... D6/304

D52,510 S \* 10/1918 Doherty ..... D6/303

D208,233 S \* 8/1967 Ely ..... D6/308

D454,701 S \* 3/2002 Eric ..... D6/308

6,682,198 B1 \* 1/2004 Mangano ..... 359/840

D491,373 S \* 6/2004 Mangano ..... D6/309

\* cited by examiner

*Primary Examiner*—Janice E. Seeger

*Assistant Examiner*—Sydney R. Buffalow


(57) **CLAIM**

The ornamental design for mirror, as shown and described.

**DESCRIPTION**

FIG. 1 is a perspective view of the mirror of my design;  
FIG. 2 is a front view of the mirror;  
FIG. 3 is a back view of the mirror; and,  
FIG. 4 is a right side view of the mirror (the left side view,  
the top view, and the bottom view being mirror images).

**1 Claim, 4 Drawing Sheets**






FIG. 1




FIG. 2

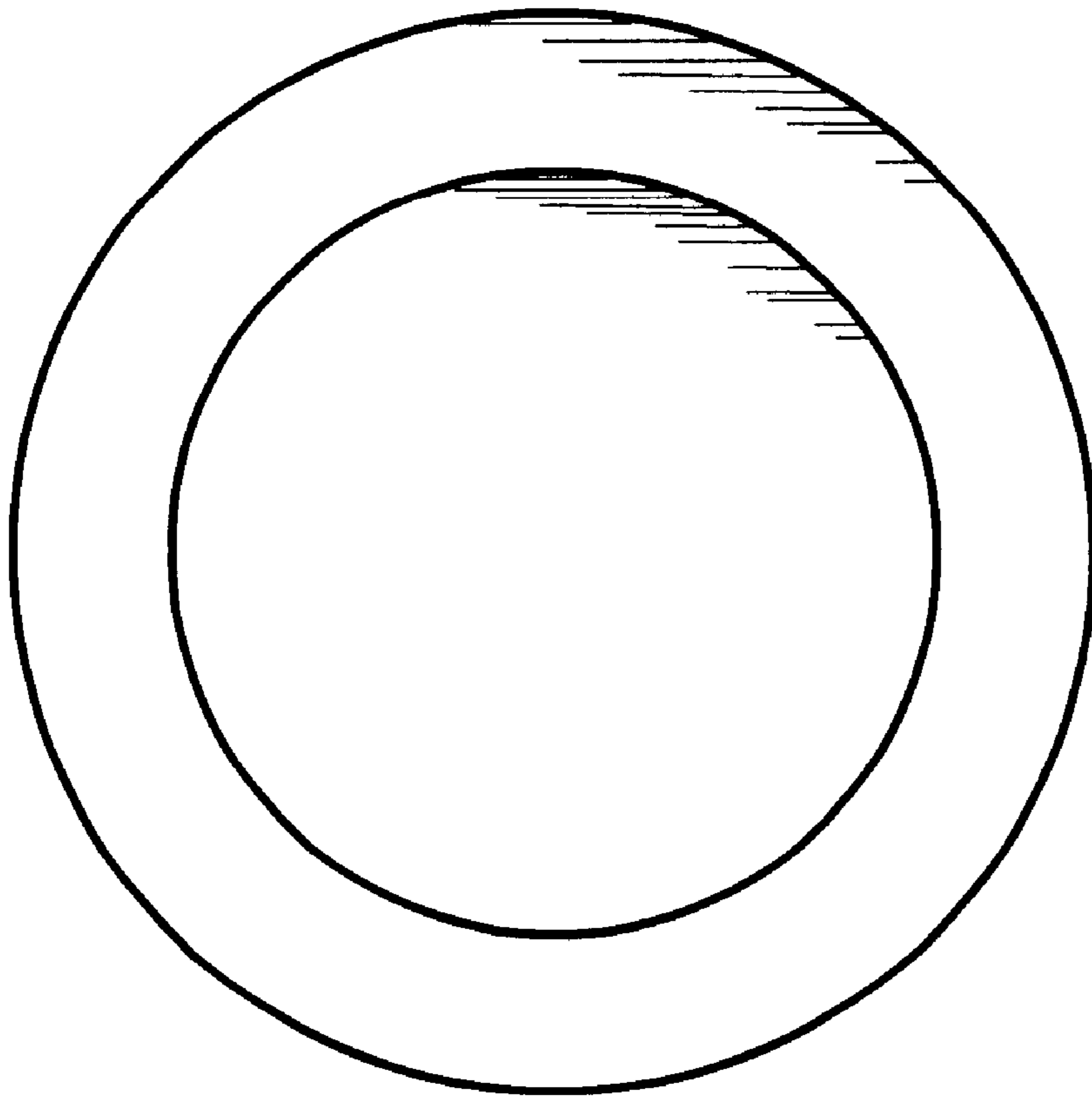


FIG. 3



FIG. 4