



US00D527908S

(12) **United States Design Patent**  
**Herron et al.**

(10) **Patent No.:** **US D527,908 S**

(45) **Date of Patent:** **\*\* Sep. 12, 2006**

(54) **BRUSH HANDLE**

(76) Inventors: **Harold F Herron**, 3425 Riverside Dr.,  
Riverton, WY (US) 82501; **Jon T. Cox**,  
1094 Gasser Rd., Riverton, WY (US)  
82501

(\*\*) **Term:** **14 Years**

(21) **Appl. No.:** **29/200,894**

(22) **Filed:** **Mar. 5, 2004**

(51) **LOC (8) Cl.** ..... **04-04**

(52) **U.S. Cl.** ..... **D4/138**

(58) **Field of Classification Search** ..... D4/132,  
D4/135, 199; 15/143.1, 159.1, 160, 168,  
15/171, 174, 175, 191.1, 192, 193, 194, 195;  
16/110.1, 430, 431

See application file for complete search history.

(56) **References Cited**

**U.S. PATENT DOCUMENTS**

2,914,785	A	12/1959	Elo	
3,023,439	A	* 3/1962	Danley	15/143.1
D292,348	S	10/1987	Roberts et al.	
4,934,024	A	6/1990	Sexton, I	
5,692,265	A	12/1997	Dalury	
D415,899	S	* 11/1999	Barton et al.	D4/138
D426,070	S	6/2000	Wholey	
6,145,151	A	11/2000	Herron et al.	
D439,056	S	3/2001	Woodnorth et al.	
D439,417	S	3/2001	Woodnorth et al.	
D439,418	S	3/2001	Woodnorth et al.	
D440,405	S	4/2001	Woodnorth et al.	
D440,771	S	4/2001	Woodnorth et al.	

D441,537	S	5/2001	Tapley et al.
D446,943	S	8/2001	Woodnorth et al.
6,308,365	B1	10/2001	Huang
D464,802	S	10/2002	Woodnorth et al.
D464,803	S	10/2002	Woodnorth et al.
D465,091	S	11/2002	Woodnorth et al.
D465,931	S	11/2002	Woodnorth et al.
D470,316	S	2/2003	Schmidt et al.
D470,662	S	2/2003	Alzheimer et al.

**FOREIGN PATENT DOCUMENTS**

EP 1.147.724 A2 10/2001

\* cited by examiner

*Primary Examiner*—Alan P. Douglas  
*Assistant Examiner*—Lavone D. Tabor

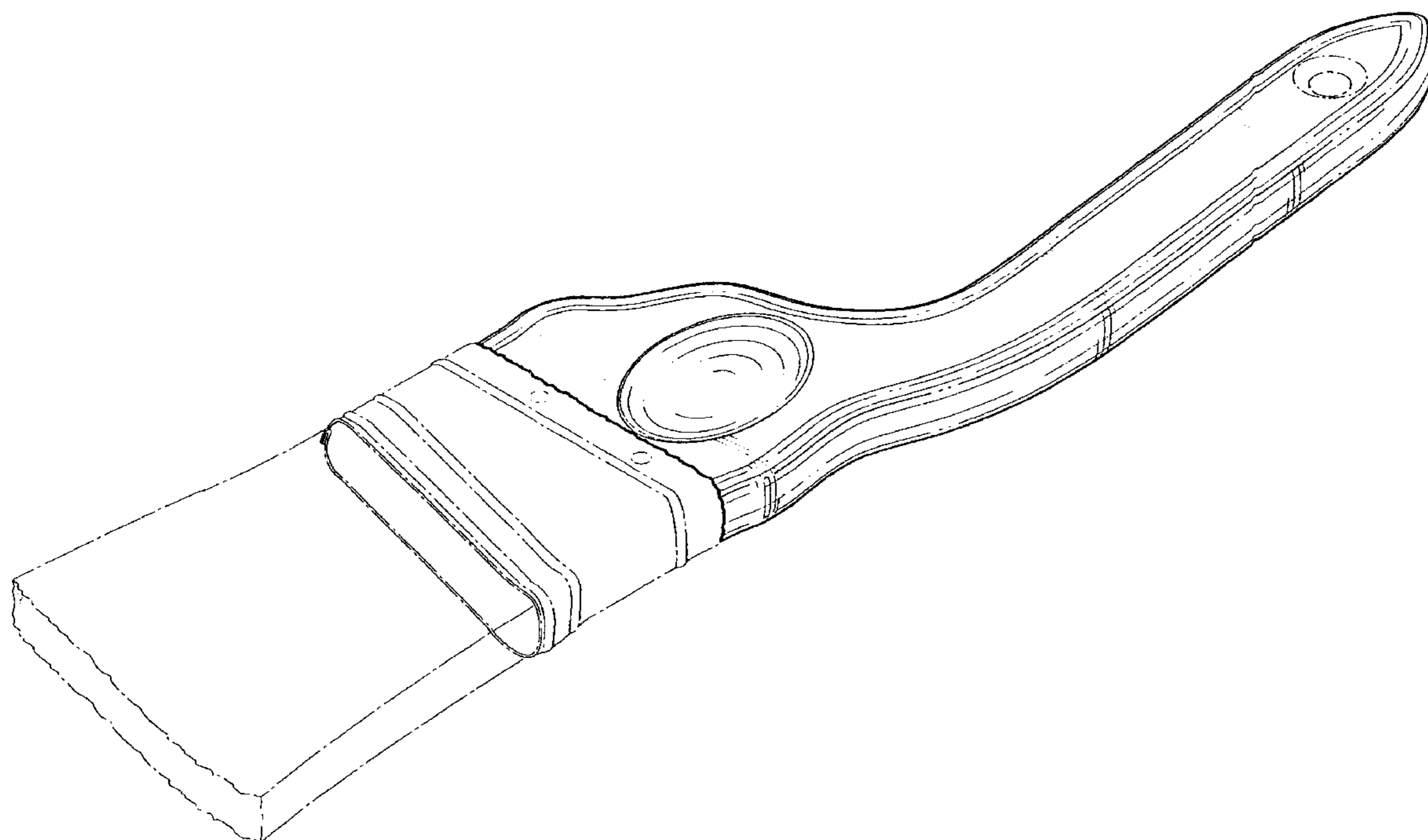
(57) **CLAIM**

We claim the ornamental design for a brush handle, as shown and described.

**DESCRIPTION**

FIG. 1 is front and right side perspective view of a brush handle showing our new design; FIG. 2 is a front elevation view thereof; FIG. 3 is right side elevation view thereof; FIG. 4 is a rear elevation view thereof; FIG. 5 is a left side elevation view thereof; and, FIG. 6 is a top plan view thereof. The concentric broken lines shown on the handle near its distal end and the broken lines showing a brush head are for illustrative purposes only and form no part of the claimed design.

**1 Claim, 2 Drawing Sheets**



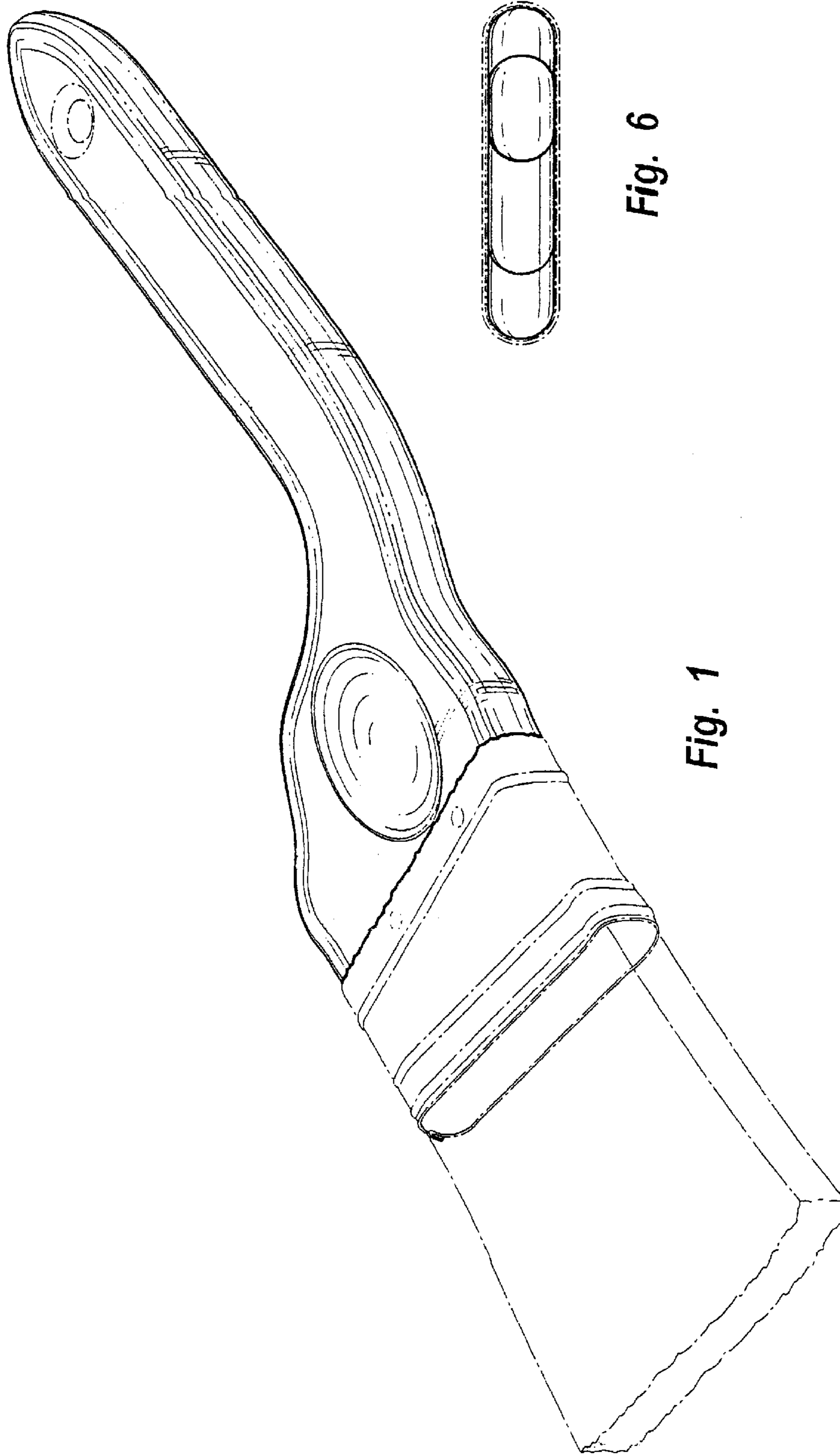


Fig. 1



Fig. 6

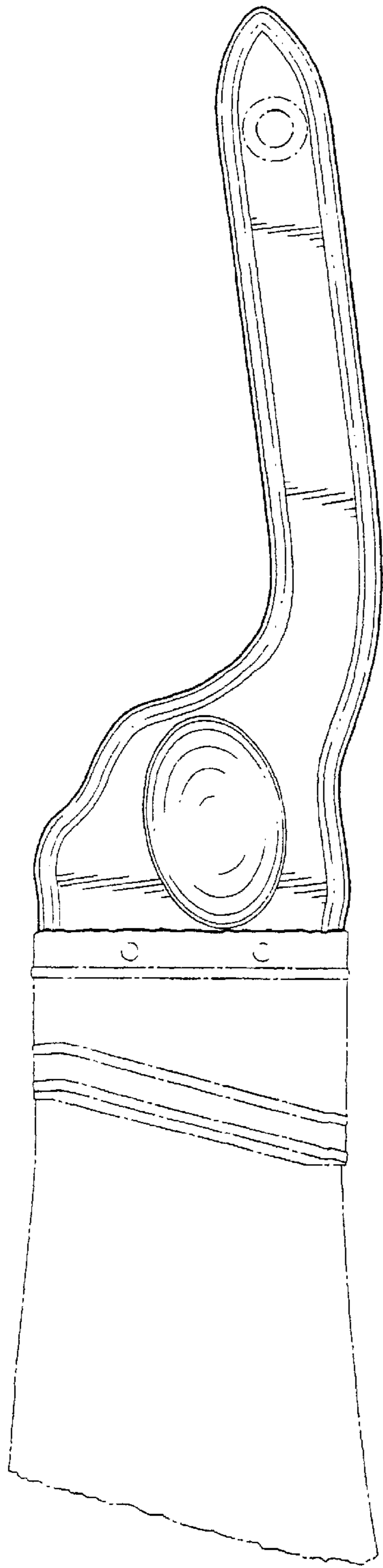


Fig. 2




Fig. 3

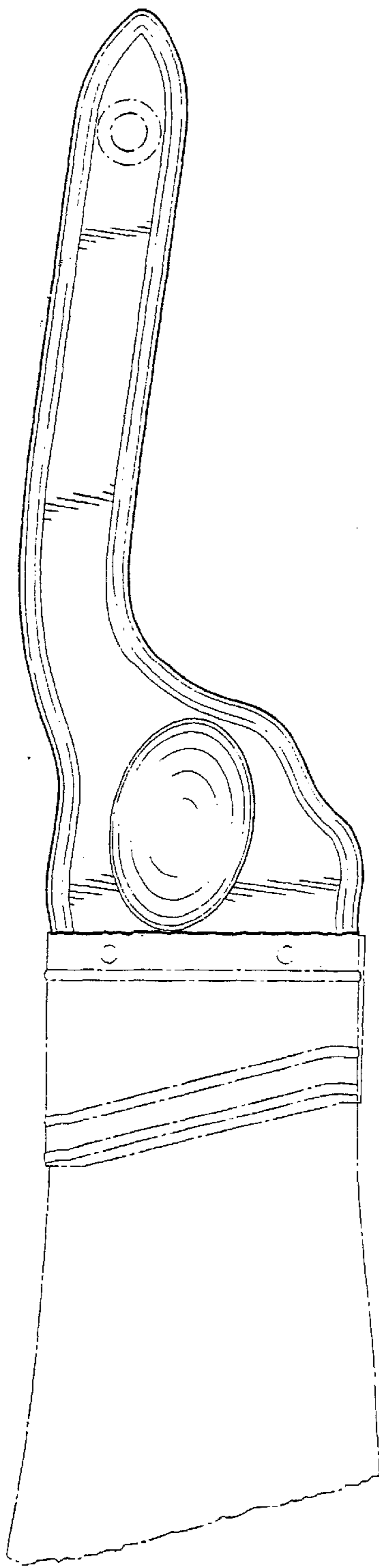


Fig. 4




Fig. 5