



US00D527907S

(12) **United States Design Patent**
Kling et al.

(10) **Patent No.: US D527,907 S**

(45) **Date of Patent: ** Sep. 12, 2006**

(54) **TOOTHBRUSH HEAD**

(75) Inventors: **Björn Kling**, Königstein (DE);
Benjamin Wilson, Mainz (DE); **Ellen**
Conrad, Idstein (DE); **Heidrun**
Schmelcher, Oberursel (DE)

(73) Assignee: **The Gillette Company**, Boston, MA
(US)

(**) Term: **14 Years**

(21) Appl. No.: **29/229,242**

(22) Filed: **May 4, 2005**

(51) **LOC (8) Cl.** **04-02**

(52) **U.S. Cl.** **D4/104**

(58) **Field of Classification Search** D4/104-112,
D4/134, 138; 15/110, 167.1, 167.2, DIG. 5;
132/308, 309, 311; 601/139, 141
See application file for complete search history.

(56) **References Cited**

U.S. PATENT DOCUMENTS

| | | | | |
|------------|---|---------|---------------------|--------|
| D433,815 S | * | 11/2000 | Denhez et al. | D4/104 |
| D434,563 S | * | 12/2000 | Lim et al. | D4/104 |
| D457,326 S | | 5/2002 | Winkler et al. | D4/104 |
| D459,893 S | | 7/2002 | Winkler et al. | D4/104 |
| D475,531 S | | 6/2003 | Klimeck et al. | D4/104 |

FOREIGN PATENT DOCUMENTS

| | | |
|----|----------------|---------|
| AU | 153595 S | 11/2003 |
| DE | 40004857.4 | 8/2003 |
| DE | 40005187.7 | 9/2003 |
| EM | 61387-0003 | 9/2003 |
| JP | 2002191436 A * | 7/2002 |
| WO | DM 0522518 | 3/2000 |

* cited by examiner

Primary Examiner—Alan P. Douglas
Assistant Examiner—Lavone D. Tabor

(74) *Attorney, Agent, or Firm*—David Howley

(57) **CLAIM**

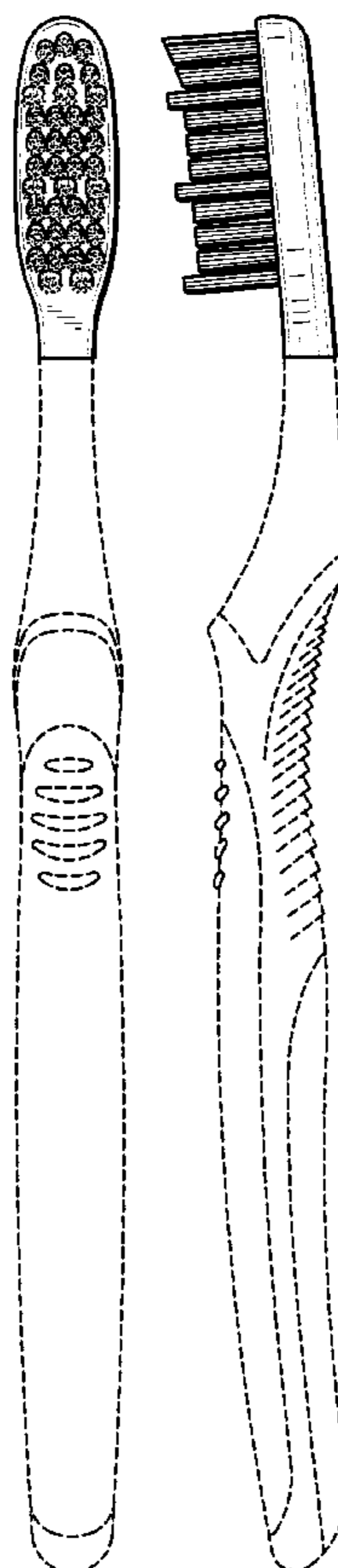
The ornamental design for a toothbrush head, as shown and described.

DESCRIPTION

FIG. 1 is a perspective view as seen from the top, front and right side of a toothbrush head showing my new design; FIG. 2 is a top plan view thereof; FIG. 3 is a right side elevational view thereof; FIG. 4 is a bottom plan view thereof; FIG. 5 is a left side elevational view thereof; and, FIG. 6 is a rear elevational view thereof.

The broken lines showing a handle are for illustrative purposes only and form no part of the claimed design.

1 Claim, 1 Drawing Sheet






Fig. 1

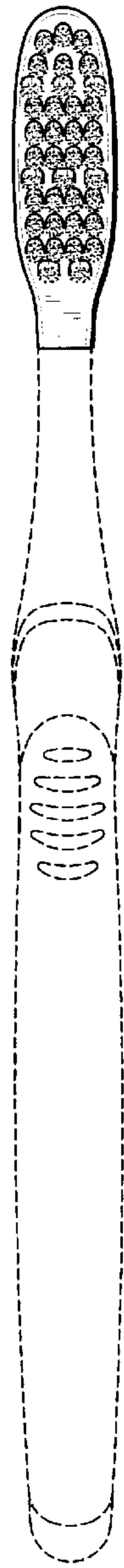


Fig. 2

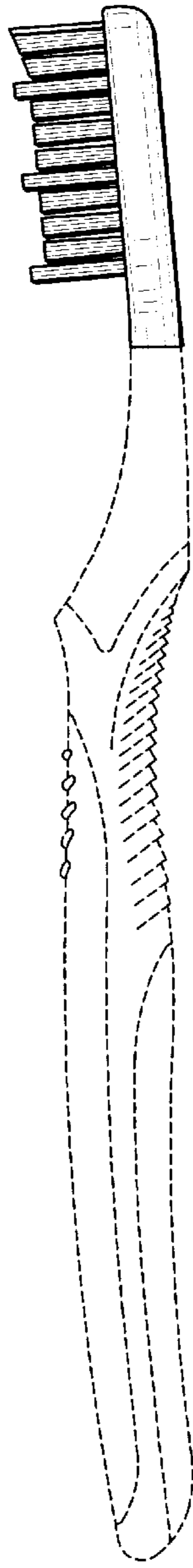


Fig. 3




Fig. 4

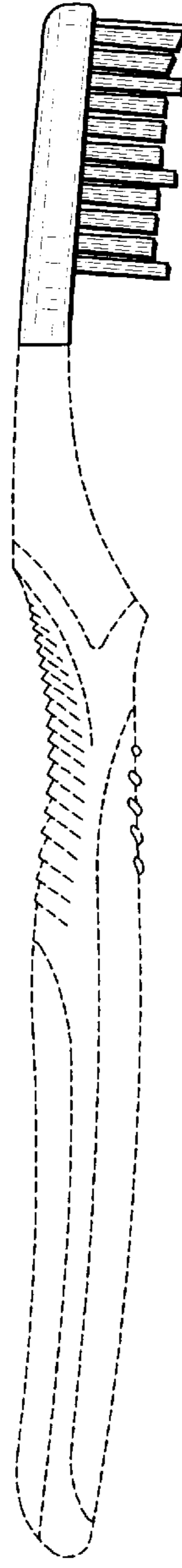


Fig. 5



Fig. 6