



US00D527895S

(12) **United States Design Patent** (10) **Patent No.:** **US D527,895 S**  
**Holder** (45) **Date of Patent:** **\*\* Sep. 12, 2006**

(54) **MULTIPOCKET POUCH FOR USE ON SHOULDER OR BELT**

D367,956 S \* 3/1996 Peters ..... D3/233  
D434,219 S \* 11/2000 Haapala ..... D3/246  
D509,057 S \* 9/2005 Bollig ..... D3/226

(76) Inventor: **Philip N. Holder**, 14 Sharon Dr., Coram, NY (US) 11727

\* cited by examiner

(\*\*) Term: **14 Years**

*Primary Examiner*—Catherine R. Oliver  
(74) *Attorney, Agent, or Firm*—Donald R. Schoonover

(21) Appl. No.: **29/235,520**

(57) **CLAIM**

(22) Filed: **Aug. 4, 2005**

I claim the ornamental design for a multipocket pouch for use on shoulder or belt, as shown and described.

(51) **LOC (8) Cl.** ..... **03-01**

(52) **U.S. Cl.** ..... **D3/226; D3/232**

(58) **Field of Classification Search** ..... D3/226,  
D3/215, 232–246; 150/107–112; 383/15–16;  
224/901, 904, 240, 224

**DESCRIPTION**

See application file for complete search history.

FIG. 1 is a perspective view of a multipocket pouch for use on shoulder or belt showing my new design;  
FIG. 2 is a top plan view thereof;  
FIG. 3 is a bottom plan view thereof;  
FIG. 4 is a front elevational view thereof;  
FIG. 5 is a rear elevational view thereof;  
FIG. 6 is a left side elevational view thereof;  
FIG. 7 is a right side elevational view thereof; and,  
FIG. 8 is a perspective view showing the multipocket pouch for use on shoulder or belt in use on a belt; the broken lines depict environmental structure for illustrative purposes only and form no part of the claimed design.

(56) **References Cited**

U.S. PATENT DOCUMENTS

4,676,247	A	6/1987	Van Cleve	.....	607/112
4,819,846	A	4/1989	Hannemann	.....	224/240
5,060,835	A	10/1991	Payne	.....	224/224
5,116,306	A	5/1992	Zander	.....	602/19
D351,279	S	10/1994	Montgomery	.....	D3/215
D358,024	S	* 5/1995	Wilson	.....	D3/233
5,410,762	A	5/1995	Maskovich	.....	2/338
5,443,193	A	8/1995	Lenard	.....	224/252

**1 Claim, 2 Drawing Sheets**

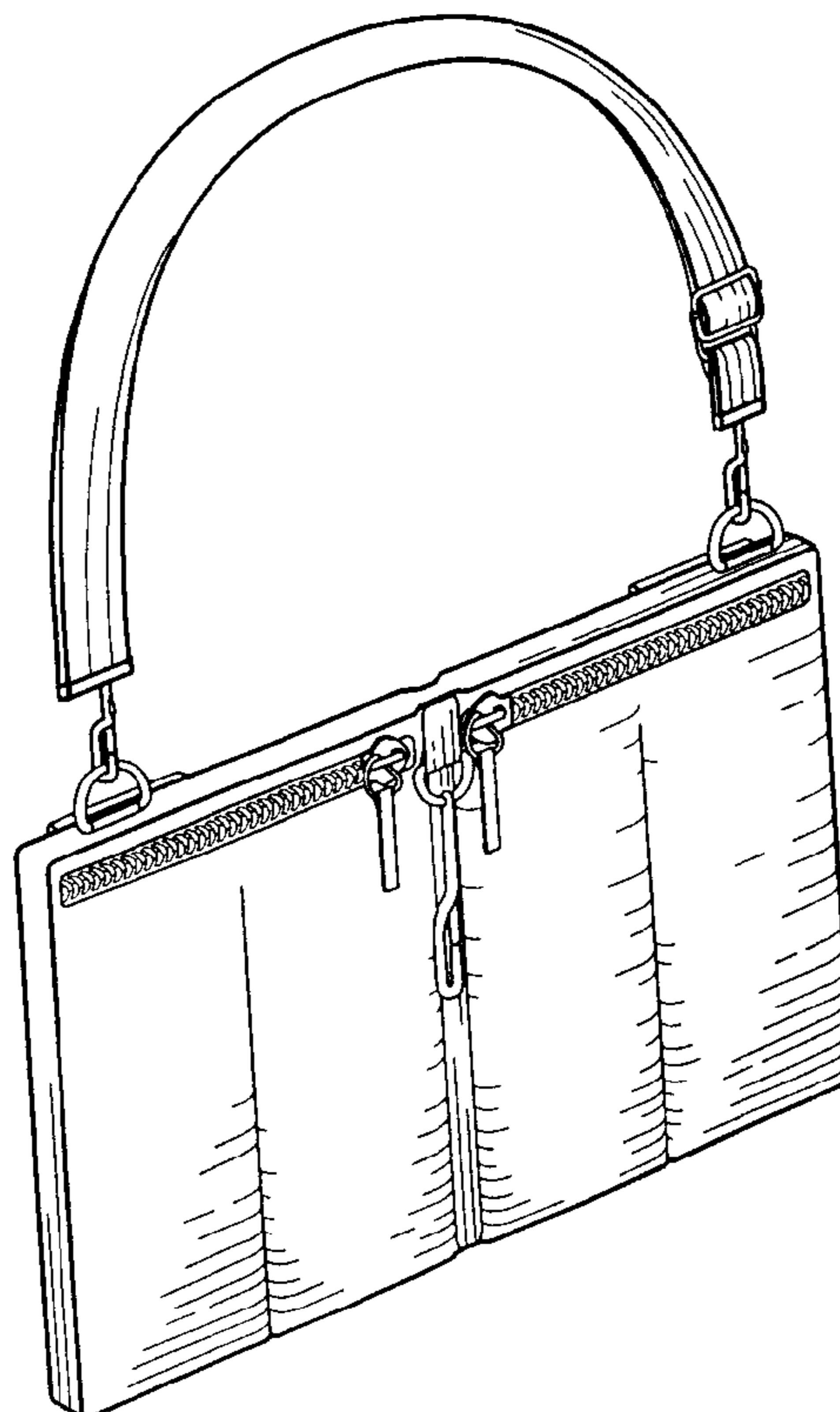


Fig. 1

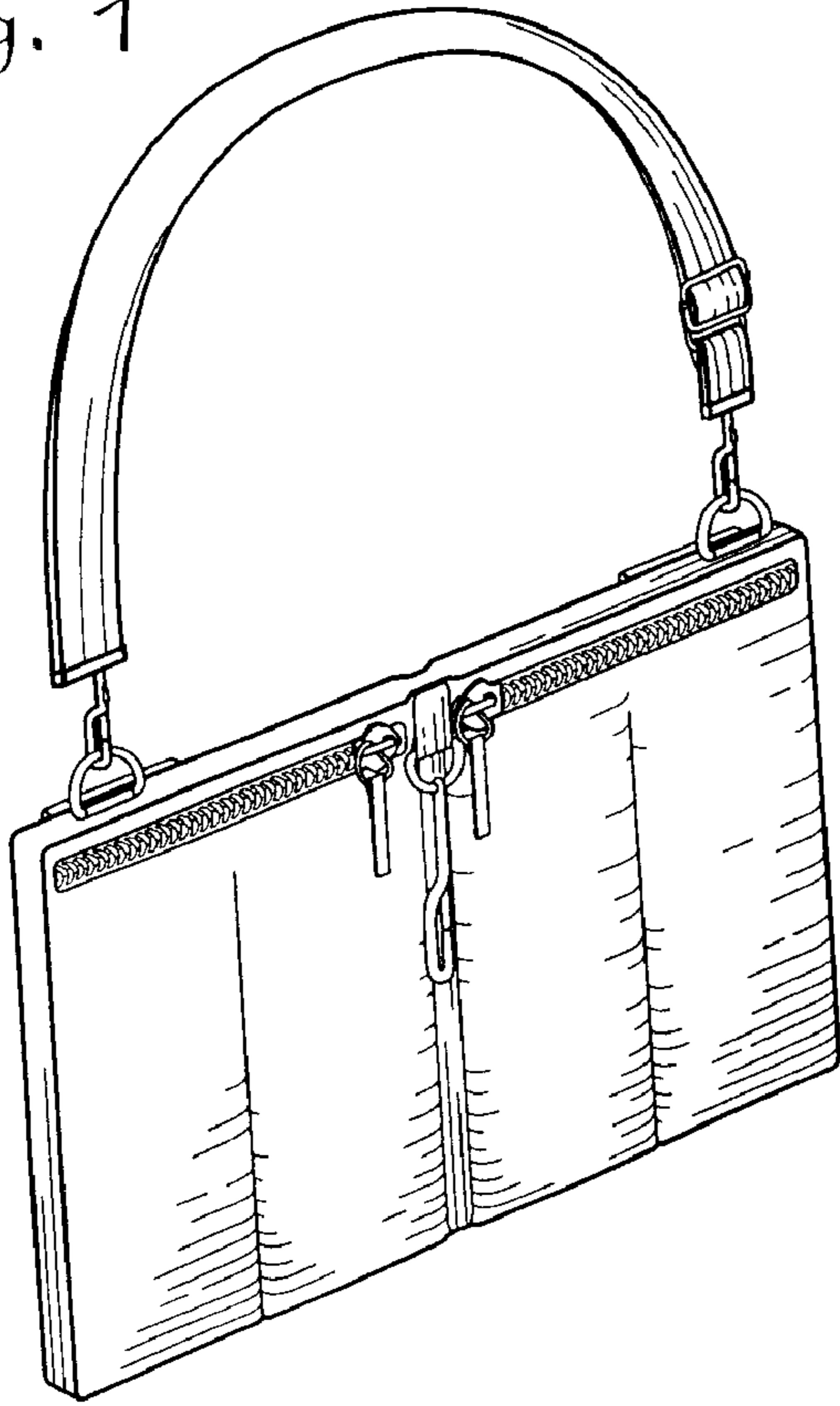


Fig. 2



Fig. 3



Fig. 4

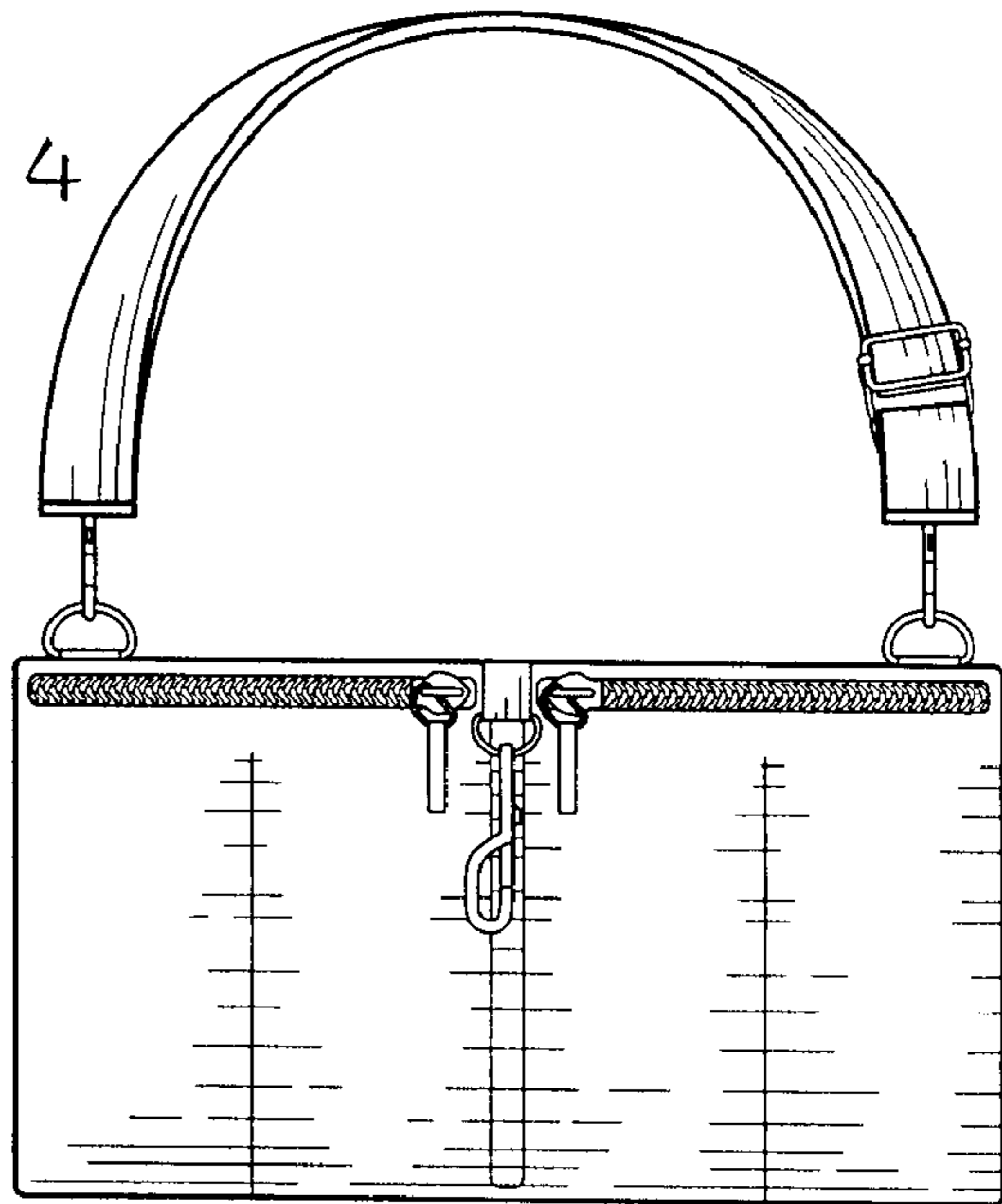


Fig. 5

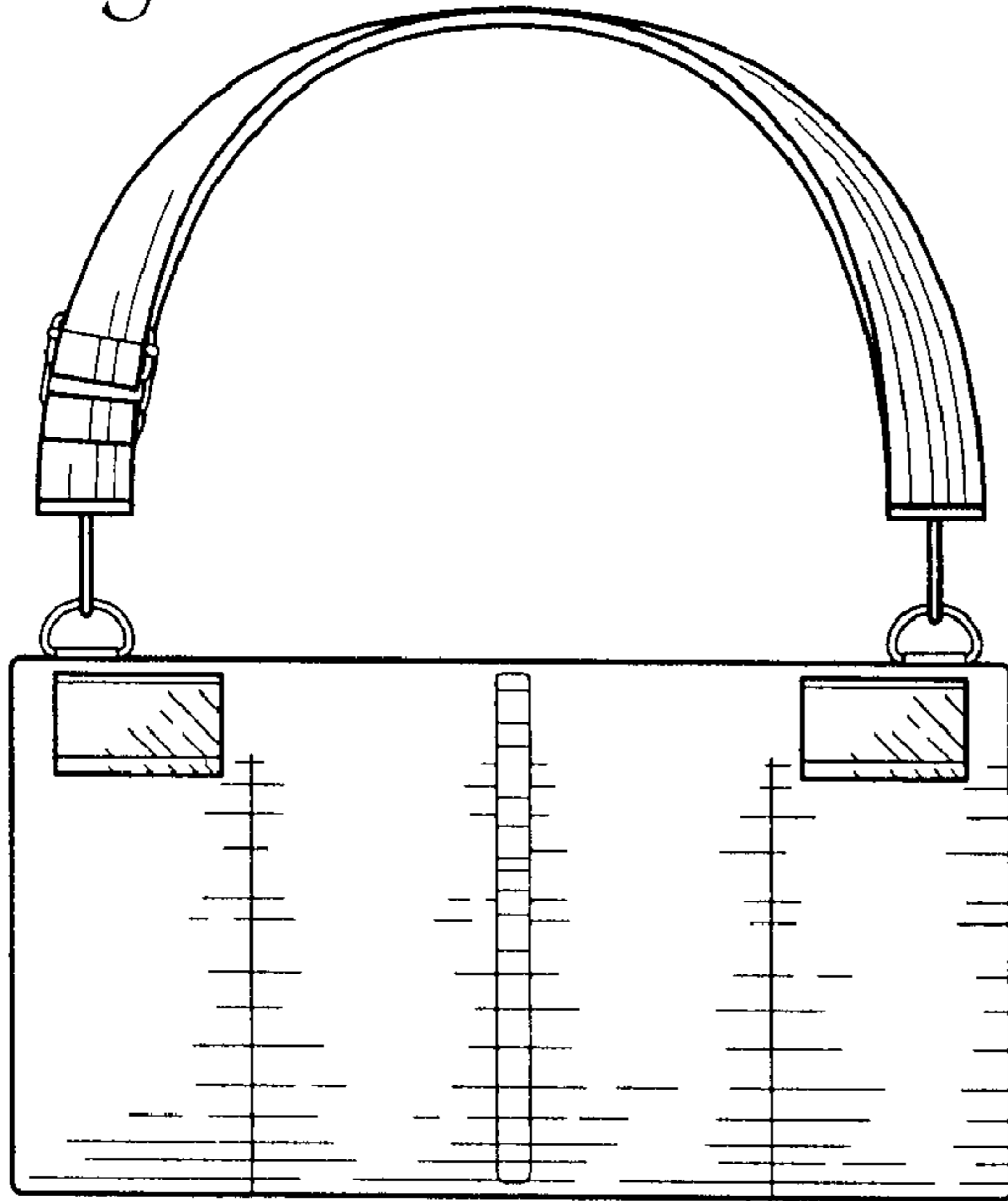


Fig. 6

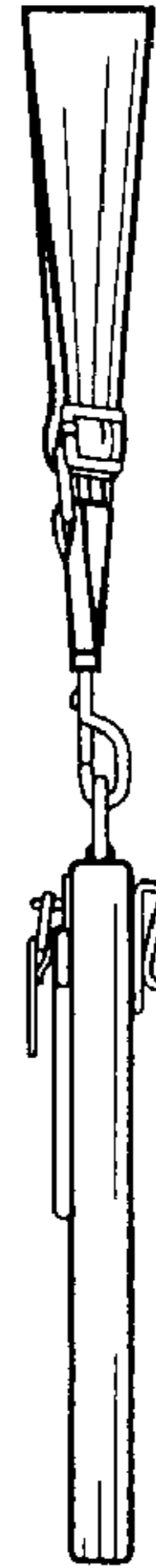


Fig. 7

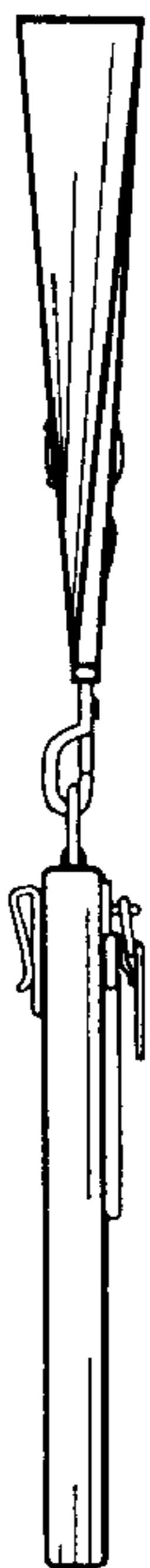


Fig. 8

