



US00D527887S

(12) **United States Design Patent** (10) **Patent No.:** **US D527,887 S**
Chen (45) **Date of Patent:** **** Sep. 12, 2006**

- (54) **PORTION OF A SHOE UPPER**
- (75) Inventor: **Jenny Chen**, Beaverton, OR (US)
- (73) Assignee: **Nike, Inc.**, Beaverton, OR (US)
- (**) Term: **14 Years**
- (21) Appl. No.: **29/251,832**
- (22) Filed: **Jan. 17, 2006**
- (51) **LOC (8) Cl.** **02-99**
- (52) **U.S. Cl.** **D2/972**
- (58) **Field of Classification Search** D2/902,
D2/907, 908, 943, 944, 969, 972-974; 36/45,
36/50.1, 77 M, 77 R, 83, 88, 113, 114, 126-131
See application file for complete search history.

(56) **References Cited**

U.S. PATENT DOCUMENTS

D382,696 S	8/1997	Lozano	
D388,950 S	1/1998	Hewett et al.	
D395,945 S	7/1998	Mankowski	
D420,783 S	2/2000	Brady et al.	
D421,331 S	3/2000	Mervar et al.	
D439,034 S	3/2001	Lozano	
D444,623 S	7/2001	Wilson	
D450,438 S	11/2001	Dolan	
D463,098 S	9/2002	Hui	
D468,897 S	1/2003	Wilson	
D477,131 S	* 7/2003	Holmes	D2/972
D482,858 S	* 12/2003	Hillyer	D2/972
D482,860 S	* 12/2003	Yun	D2/972
D491,346 S	6/2004	Roulo	
D496,527 S	9/2004	Roulo	
D504,218 S	* 4/2005	Link	D2/972
D509,053 S	9/2005	Chang	

OTHER PUBLICATIONS

Nike Footwear Catalog Spring 2006, pp. 126, 131, 130, published Jun. 2005.
Nike Footwear Catalog Holiday 2005, p. M64, published Mar. 2005.

Nike Footwear Catalog Fall 2005, pp. M9, M20, published Nov. 2004.
Nike Footwear Catalog Holiday 2004, p. M41, published Mar. 2004.
Nike Footwear Catalog Fall 2004, p. M14, published Nov. 2003.
Nike Footwear Catalog Spring 2002, p. M33, published Jun. 2001.
Nike Footwear Catalog, Fall 2000 #2, p. M9, published Nov. 1999.
Nike Footwear Catalog, Late Fall 1998, p. 50, published Mar. 1998.
Nike Footwear Catalog, Late Spring 1997, p. 35, published Sep. 1996.
Nike Footwear Catalog, Fall 1997, p. 29, published Dec. 1996.
Nike Footwear Catalog, Holiday 1996, p. 141, published Mar. 1996.

* cited by examiner

Primary Examiner—Dominic Simone
(74) *Attorney, Agent, or Firm*—Banner & Witcoff, Ltd.

(57) **CLAIM**

The ornamental design for a portion of a shoe upper, as shown and described.

DESCRIPTION

FIG. 1 is a front perspective view of a portion of a shoe upper showing my new design;
FIG. 2 is a side view thereof; and,
FIG. 3 is a rear perspective view thereof.
The uneven broken line immediately adjacent to the shaded area represents an unclaimed boundary of the design. The broken line showing of the ovals in the shaded area and the remainder of the shoe is for illustrative purposes only and forms no part of the claimed design.

1 Claim, 3 Drawing Sheets




FIG. 1

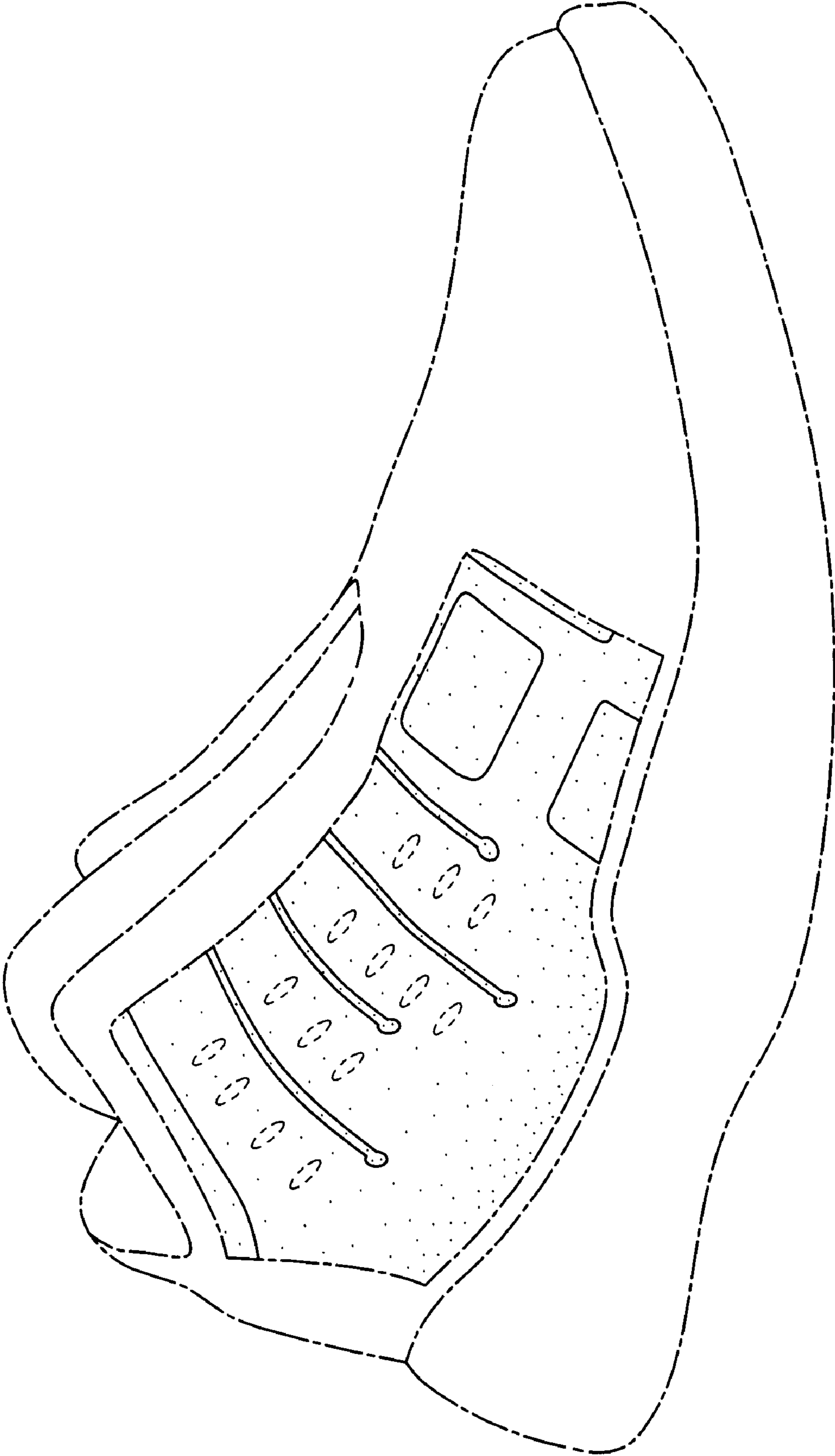


FIG. 2

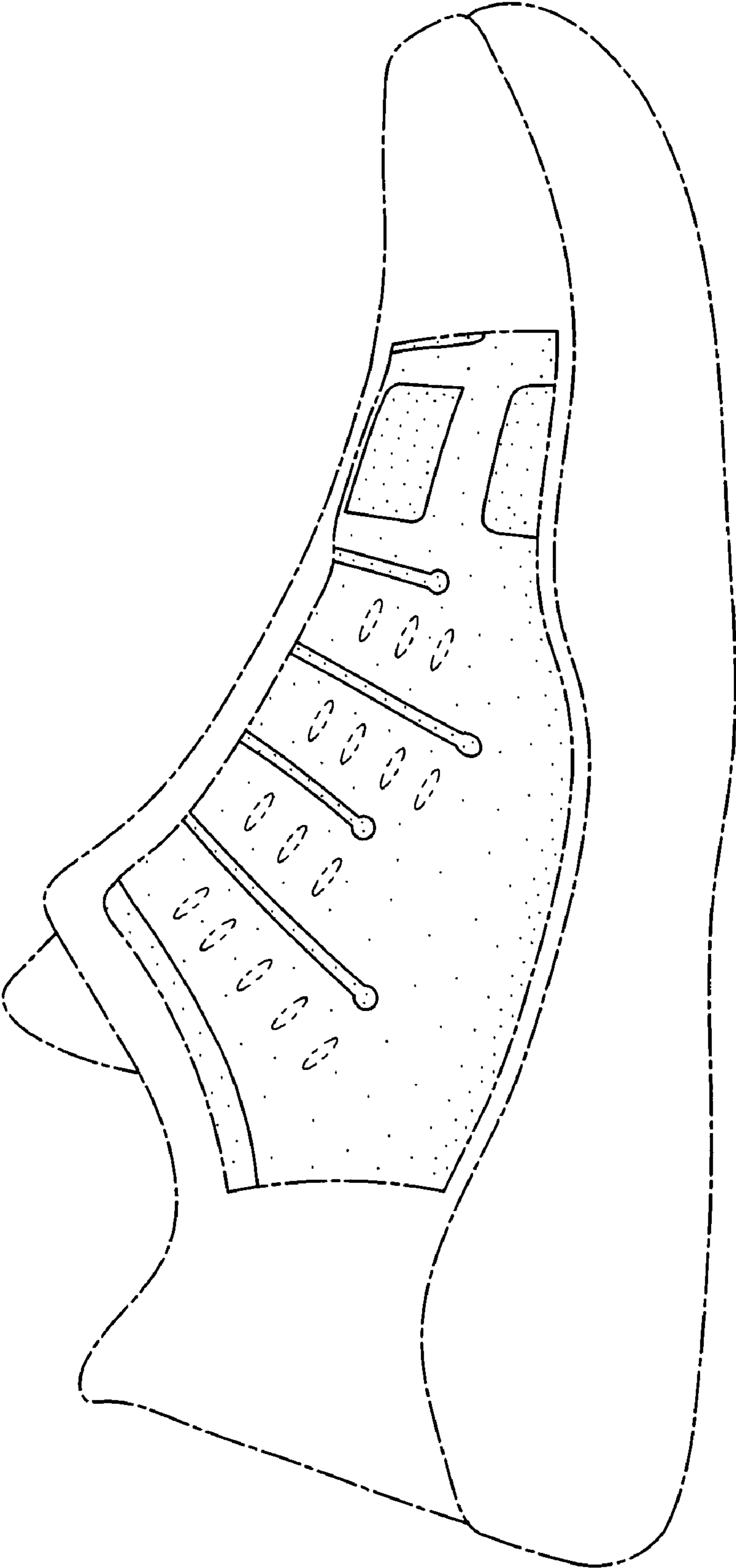


FIG. 3

