



US00D527884S

(12) **United States Design Patent** (10) **Patent No.:** **US D527,884 S**
Morris (45) **Date of Patent:** **** Sep. 12, 2006**

(54) **PORTION OF A SHOE UPPER**

(75) Inventor: **E. Scott Morris**, Hillsboro, OR (US)

(73) Assignee: **Nike, Inc.**, Beaverton, OR (US)

(**) Term: **14 Years**

(21) Appl. No.: **29/251,541**

(22) Filed: **Jan. 10, 2006**

(51) **LOC (8) Cl.** **02-99**

(52) **U.S. Cl.** **D2/972**

(58) **Field of Classification Search** D2/902,
D2/907, 908, 943, 944, 969, 972-974; 36/45,
36/50.1, 77 M, 77 R, 83, 88, 113, 114, 126-131
See application file for complete search history.

(56) **References Cited**

U.S. PATENT DOCUMENTS

3,078,600 A	2/1963	Roda	
D292,241 S	10/1987	Selbiger et al.	
D295,229 S	4/1988	Brown et al.	
D312,916 S	12/1990	Hatfield	
D350,013 S	* 8/1994	Gitelman D2/902
D353,483 S	12/1994	Bailey	
D358,021 S	* 5/1995	Vestuti D2/902
D368,798 S	4/1996	Tong	
D380,077 S	6/1997	Preskar et al.	
D389,300 S	1/1998	Teague	
D392,456 S	3/1998	Yun	
D393,361 S	4/1998	Rask	
D395,745 S	7/1998	Rask	
D398,768 S	9/1998	Avar	
D402,101 S	12/1998	Selbiger	
D404,906 S	2/1999	Backus	
D434,213 S	11/2000	Smith	
D474,882 S	5/2003	Cooper	

(Continued)

OTHER PUBLICATIONS

Nike Footwear Catalog (FA 90), p. 56, published Dec. 1989, Beaverton, Oregon, USA.

Nike Footwear Catalog (FA 92), p. 27, published Dec. 1991, Beaverton, Oregon, USA.

Nike Footwear Catalog (FA 97), pp. 28, 50, published Dec. 1996, Beaverton, Oregon, USA.

Nike Footwear Catalog (SP 98), p. 177, published Jun. 1997, Beaverton, Oregon, USA.

Nike Footwear Catalog (HO 99), p. W14, published Mar. 1999, Beaverton, Oregon, USA.

Nike Footwear Catalog (SP 02), p. 28, published Jun. 2001, Beaverton, Oregon, USA.

Men's Nike Footwear Catalog (LS 04), p. 32, published Sep. 2003, Beaverton, Oregon, USA.

Men's Nike Footwear Catalog (SP 05), pp. 24, 25, 34, published Jun. 2004, Beaverton, Oregon, USA.

Nike Footwear Catalog (HO 05), pp. 11, 46, published Mar. 2005, Beaverton, Oregon, USA.

Nike Footwear Catalog (SP 06), p. 42, published Jun. 2005, Beaverton, Oregon, USA.

Primary Examiner—Dominic Simone

(74) *Attorney, Agent, or Firm*—TraskBritt, P.C.

(57) **CLAIM**

The ornamental design for a portion of a shoe upper, as shown and described.

DESCRIPTION

FIG. 1 is a perspective view of a portion of a shoe upper showing my new design;

FIG. 2 is a side view of the portion of a shoe upper shown in FIG. 1;

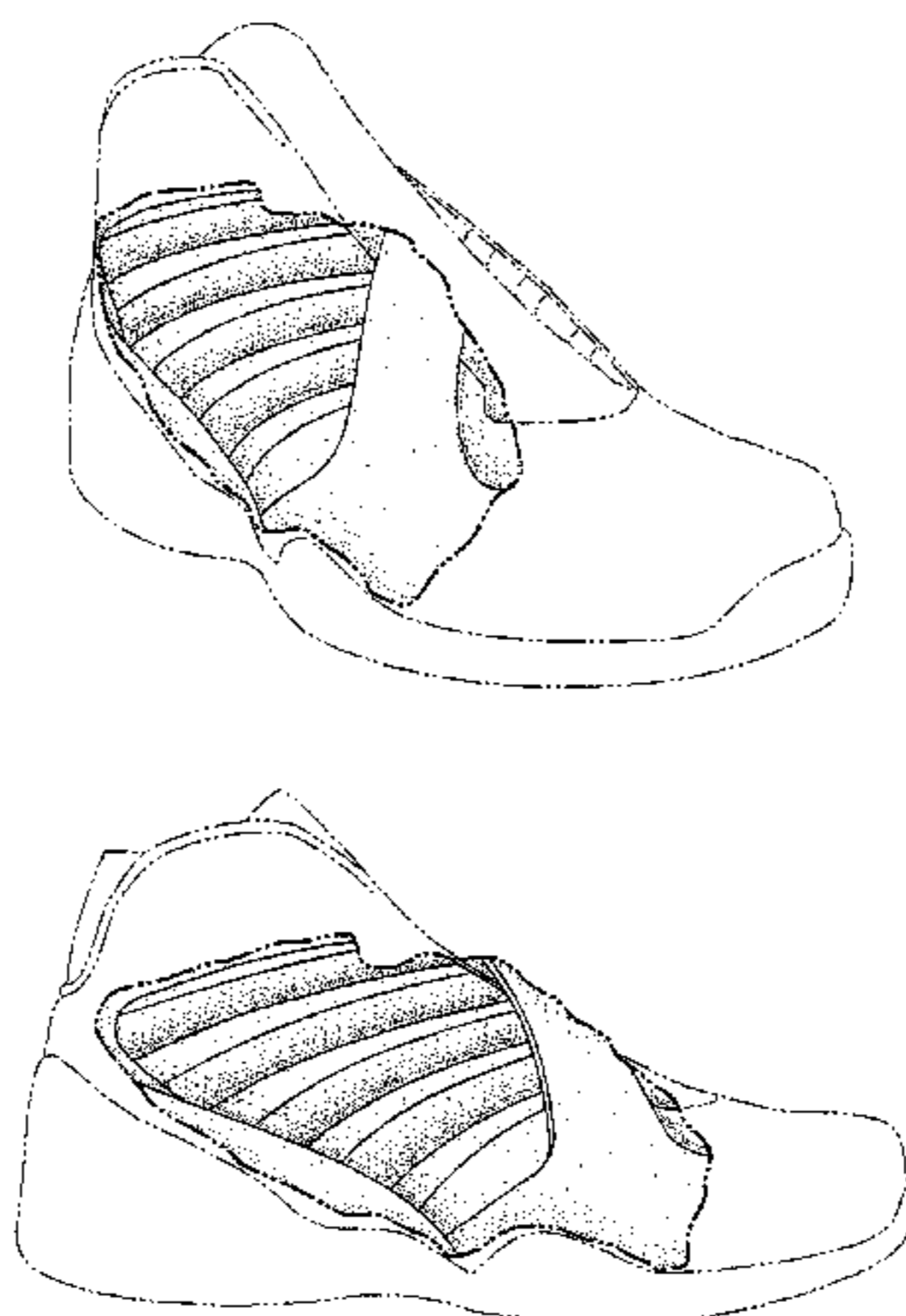
FIG. 3 is a front view of the portion of a shoe upper shown in FIG. 1;

FIG. 4 is a rear view of the portion of a shoe upper shown in FIG. 1; and,

FIG. 5 is a top view of the portion of a shoe upper shown in FIG. 1.

The uneven broken line immediately adjacent to the shaded area represents the bounds of the claimed design. All other uneven broken lines represent the remaining portion of the shoe. The uneven broken line representations in FIGS. 1-5 are for illustrative purposes only and form no part of the claimed design.

1 Claim, 2 Drawing Sheets



US D527,884 S

Page 2

U.S. PATENT DOCUMENTS

D475,518 S	6/2003	Lotti	D498,912 S	11/2004	Kuerbis	
D476,473 S	7/2003	Clegg	D499,246 S	12/2004	Kuerbis	
D485,430 S	1/2004	McDowell	6,851,204 B1	2/2005	Aveni et al.	
D498,909 S	* 11/2004	Patt	D511,616 S	* 11/2005	Fullum	D2/972
		D2/972				* cited by examiner

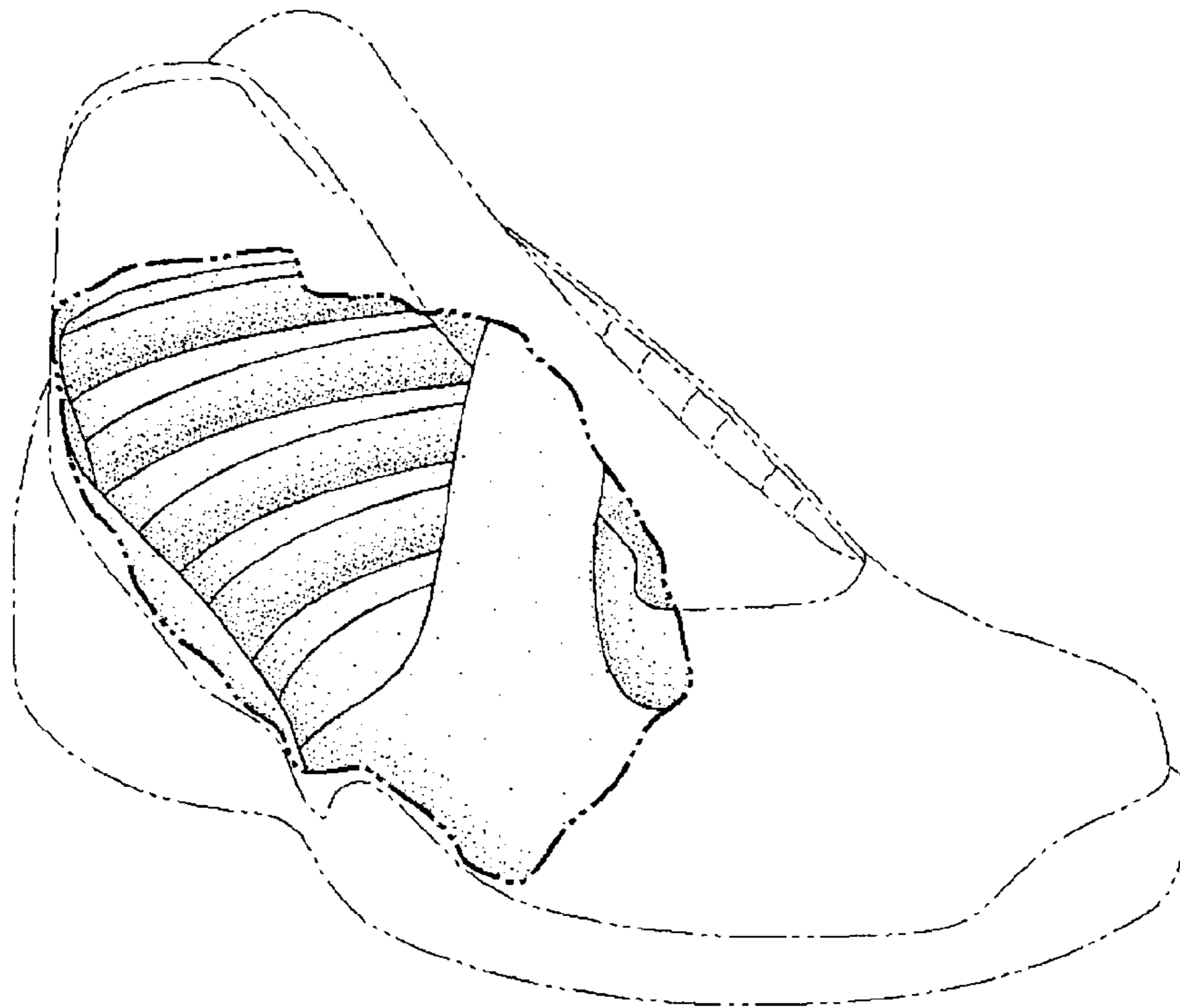


FIG. 1

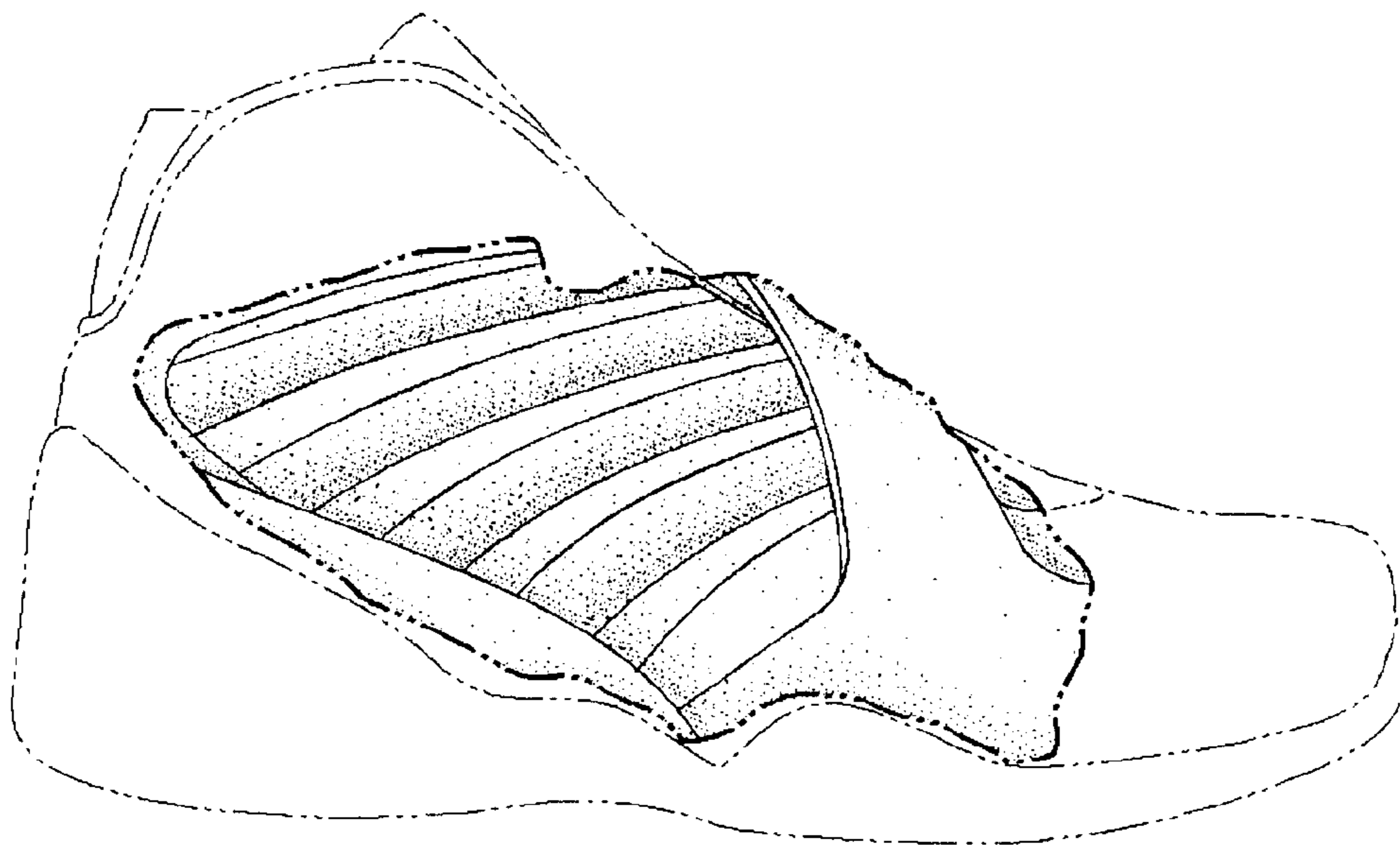


FIG. 2

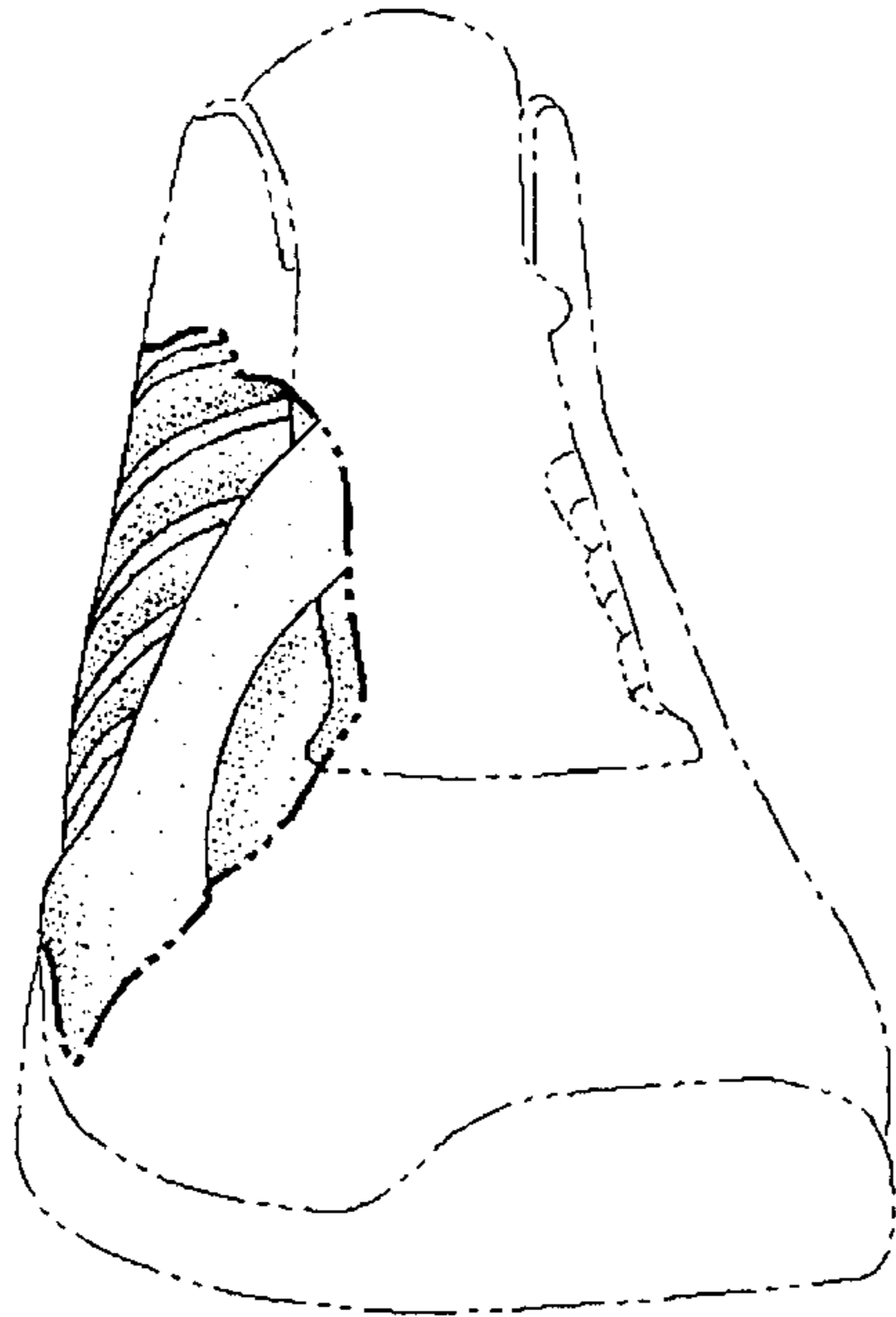


FIG. 3

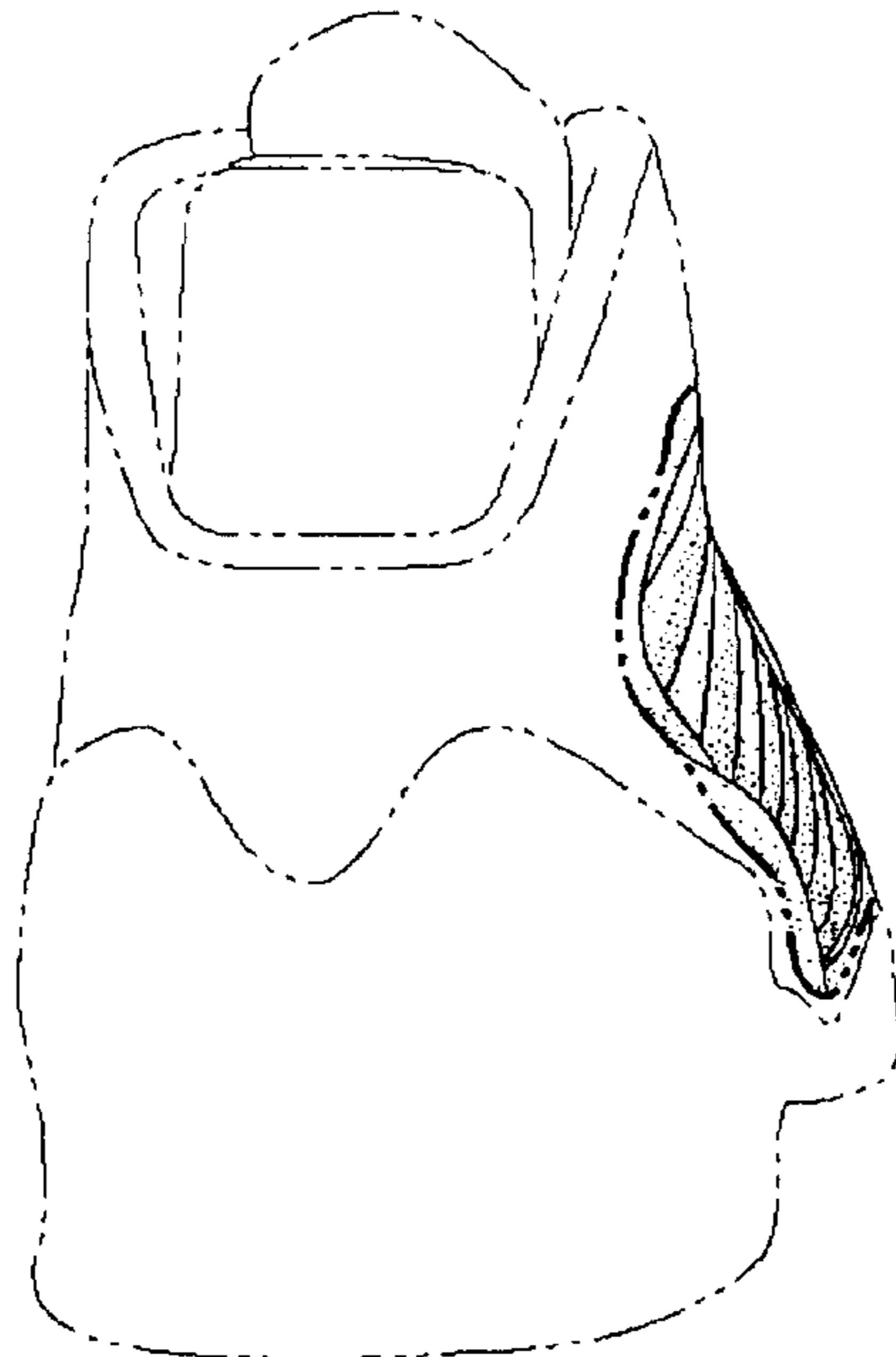


FIG. 4

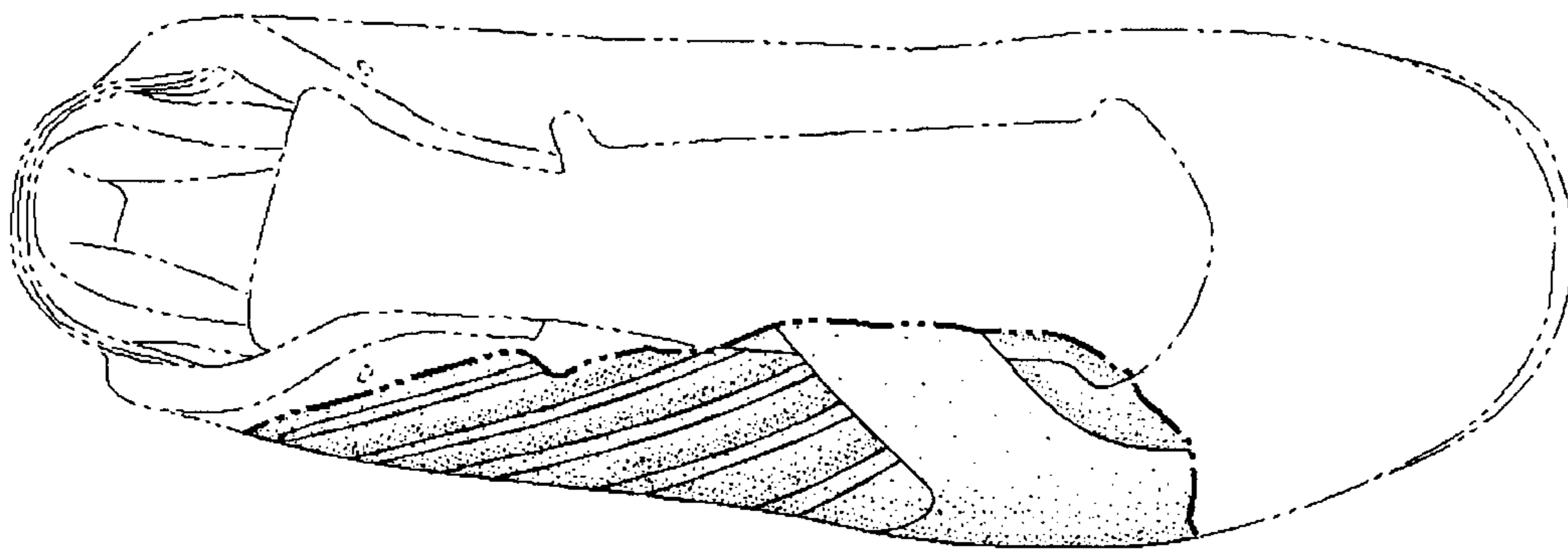


FIG. 5