

US00D527882S

(12) **United States Design Patent**
Murphy et al.

(10) **Patent No.:** **US D527,882 S**

(45) **Date of Patent:** **** Sep. 12, 2006**

(54) **QUARTER PACKAGE SKATE**

(75) Inventors: **Stephen Murphy**, Montreal (CA);
Philippe Koyess, Montreal (CA); **Luc Vachon**, St-Jean-sur-Richelieu (CA)

(73) Assignee: **Sport Maska Inc.**, Quebec (CA)

(**) Term: **14 Years**

(21) Appl. No.: **29/212,801**

(22) Filed: **Sep. 8, 2004**

(51) **LOC (8) Cl.** **02-99**

(52) **U.S. Cl.** **D2/969**; D2/904

(58) **Field of Classification Search** D2/902,
D2/904, 907, 943, 944, 946, 969, 972-974;
D21/760-762; 280/841, 11.12

See application file for complete search history.

(56) **References Cited**

U.S. PATENT DOCUMENTS

D296,610 S	*	7/1988	Brown et al.	D2/969
D325,292 S	*	4/1992	Morris et al.	D2/969
D342,600 S	*	12/1993	Hatfield et al.	D2/969
5,342,070 A		8/1994	Miller et al.		
D381,195 S	*	7/1997	Soo	D2/904
D382,099 S	*	8/1997	Hoefl	D2/972
D391,743 S		3/1998	Brouillard et al.		
D398,766 S	*	9/1998	Avar	D2/972
D402,327 S		12/1998	Aird et al.		
D426,940 S	*	6/2000	Geis	D2/904
D473,703 S		4/2003	Labonte et al.		
D493,956 S	*	8/2004	Costantini	D2/972
D498,356 S	*	11/2004	Lotti	D2/972
2004/0016150 A1		1/2004	Labonte et al.		

* cited by examiner

Primary Examiner—Dominic Simone

(74) *Attorney, Agent, or Firm*—Timothy J Keefer; Seyfarth Shaw LLP

(57) **CLAIM**

The ornamental design for a quarter package skate, as shown and described.

DESCRIPTION

FIG. 1 is a perspective view of a quarter package skate showing our new design;

FIG. 2 is a right side elevation view thereof;

FIG. 3 is a left side elevation view thereof;

FIG. 4 is front side elevation view thereof;

FIG. 5 is a top plan view thereof;

FIG. 6 is a rear side elevation view thereof; and,

FIG. 7 is a bottom plan view thereof.

The broken line showing of the portions of the skate are for illustrative purposes only and form no part of the claimed design.

The design consists of the features of ornament formed on the middle of each side of the skate. In particular, the design comprises of four raised surfaces, the first having a curved parallelogram shape being oriented downwardly, the second having a straight parallelogram shape oriented upwardly and the third and fourth each having a curved parallelogram shape and being oriented downwardly. The design further comprises of the contrasting tones which create a pattern between the mesh texture of the raised surfaces and the smooth adjacent non-raised surfaces. The figures show four variants of the designs which do not differ substantially from each other. FIGS. 1 through 7 show the first variant.

1 Claim, 7 Drawing Sheets






FIG. 1



FIG. 2



FIG. 3

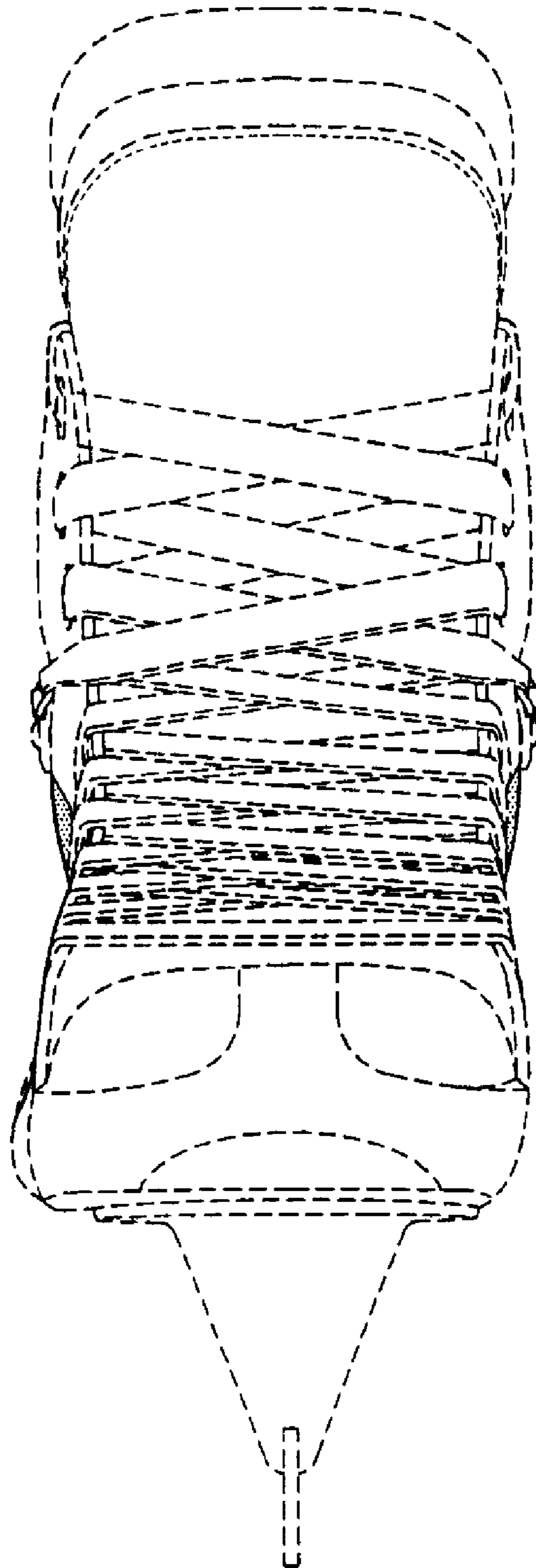


FIG. 4

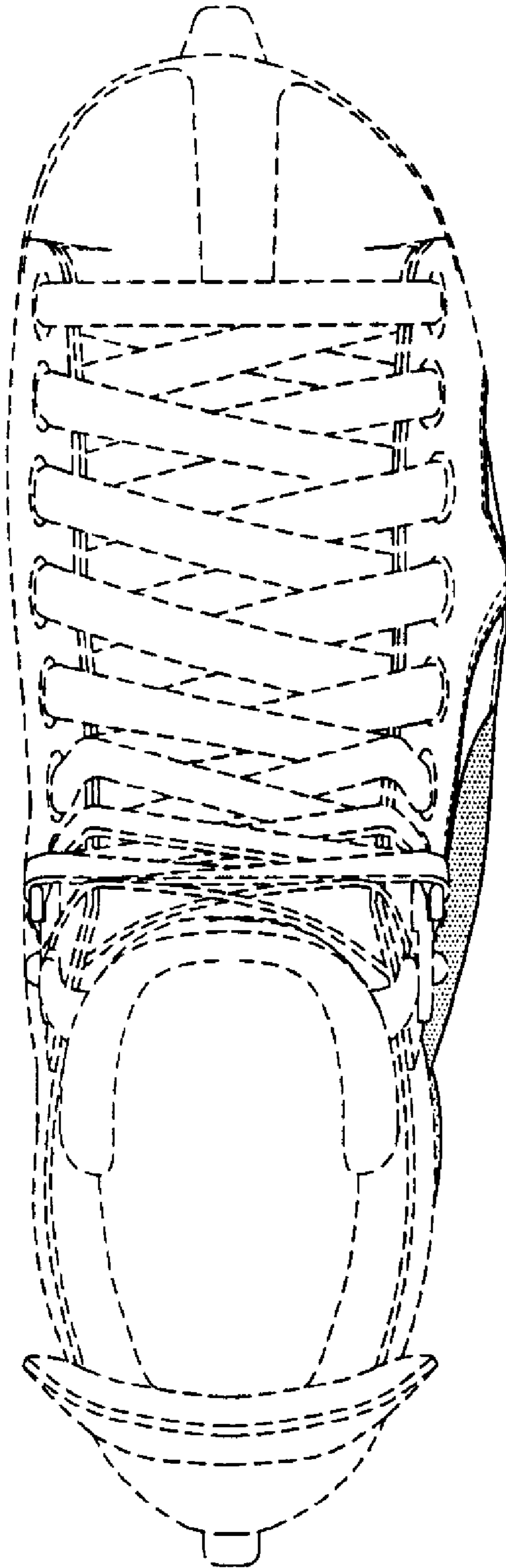


FIG. 5

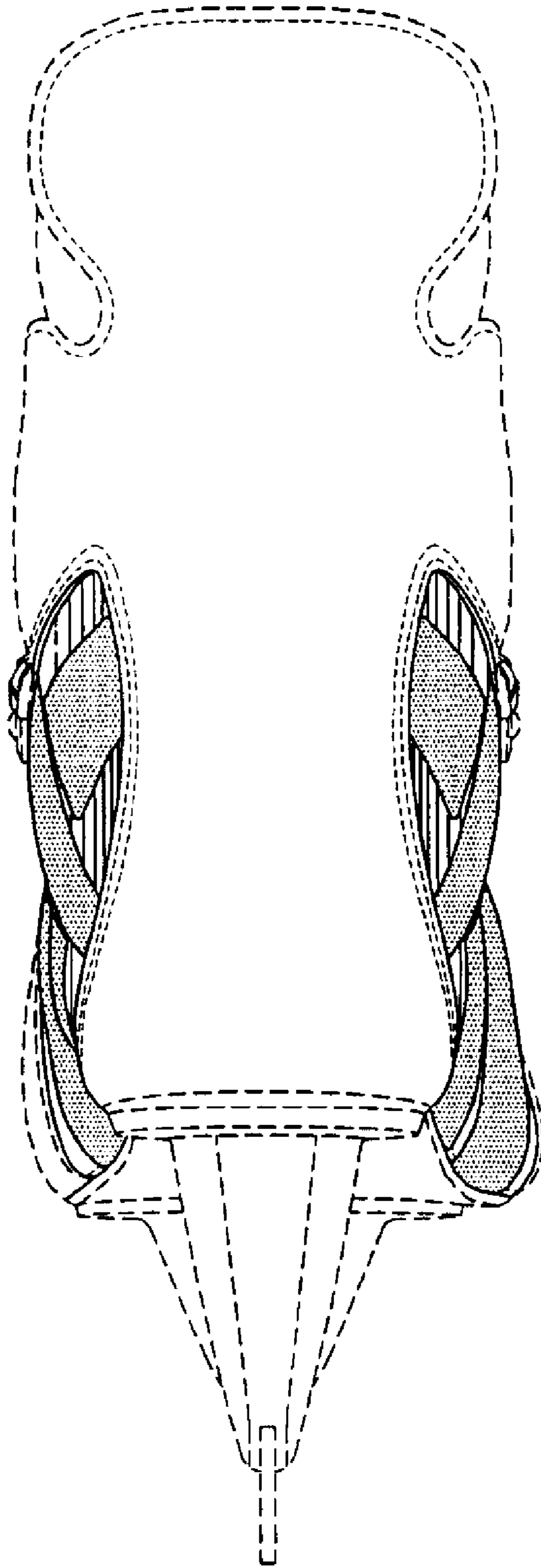


FIG. 6

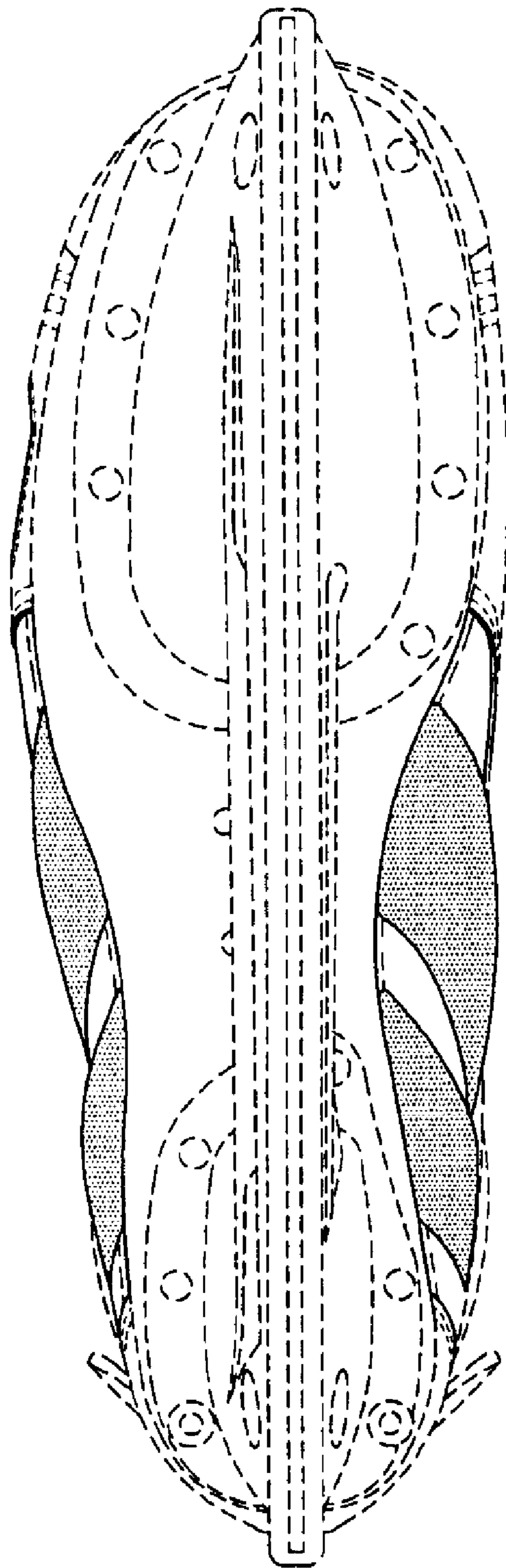


FIG. 7