



US00D527872S

(12) **United States Design Patent**
Choi

(10) **Patent No.:** **US D527,872 S**

(45) **Date of Patent:** **** Sep. 12, 2006**

(54) **BOOT**

(75) Inventor: **Sandra Choi**, London (GB)

(73) Assignee: **J. Choo (Jersey) Limited**, Jersey (GB)

(**) Term: **14 Years**

(21) Appl. No.: **29/210,390**

(22) Filed: **Jul. 29, 2004**

(30) **Foreign Application Priority Data**

Apr. 1, 2004 (EM) 000170253-18

(51) **LOC (8) Cl.** **02-04**

(52) **U.S. Cl.** **D2/910**

(58) **Field of Classification Search** D2/910,
D2/896, 909, 911, 915, 969, 970; 36/83,
36/109, 3 A

See application file for complete search history.

(56) **References Cited**

U.S. PATENT DOCUMENTS

| | | | | | |
|------------|---|---------|---------|-------|--------|
| D10,856 S | * | 10/1878 | Banigan | | D2/910 |
| D100,413 S | | 7/1936 | Clark | | |
| D101,277 S | * | 9/1936 | Issaly | | D2/910 |
| D123,668 S | | 11/1940 | Donner | | |
| D235,283 S | * | 6/1975 | Lee | | D2/912 |
| D256,178 S | * | 8/1980 | Rigon | | D2/910 |

| | | | | | |
|------------|---|--------|----------------|-------|--------|
| D380,592 S | * | 7/1997 | Whittington | | D2/910 |
| D427,752 S | * | 7/2000 | Coffman et al. | | D2/906 |
| D500,583 S | * | 1/2005 | Belley et al. | | D2/970 |

OTHER PUBLICATIONS

J. Choo (Jersey) Limited, Vassey, Jimmy Choo Spring/Summer 2003 Catalog, Jul. 2002, United States.

* cited by examiner

Primary Examiner—Stella Reid

Assistant Examiner—Rashida C. McCoy

(74) *Attorney, Agent, or Firm*—Fross Zelnick Lehrman & Zissu, P.C.; Lawrence E. Apolzon, Esq.

(57) **CLAIM**

The ornamental design for a boot, as shown and described.

DESCRIPTION

FIG. 1 is a front perspective view of a boot showing my new design;

FIG. 2 is a rear perspective view thereof;

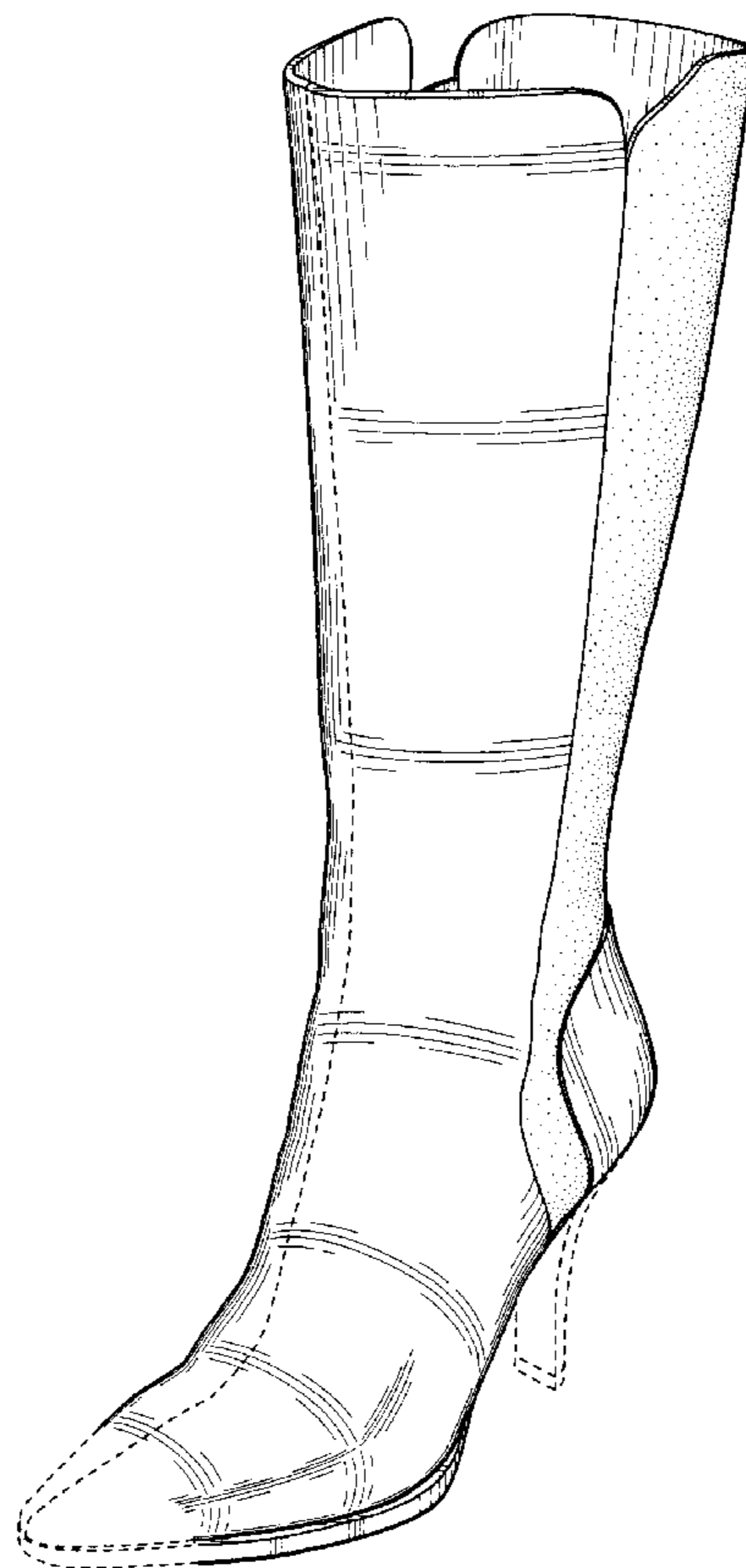
FIG. 3 is a right side view thereof;

FIG. 4 is a left side view thereof; and,

FIG. 5 is a back view thereof.

The broken line showing of the heel, portion of the upper, toe portion, zipper, and zipper pull is for illustrative purposes only and forms no part of the claimed design.

1 Claim, 5 Drawing Sheets



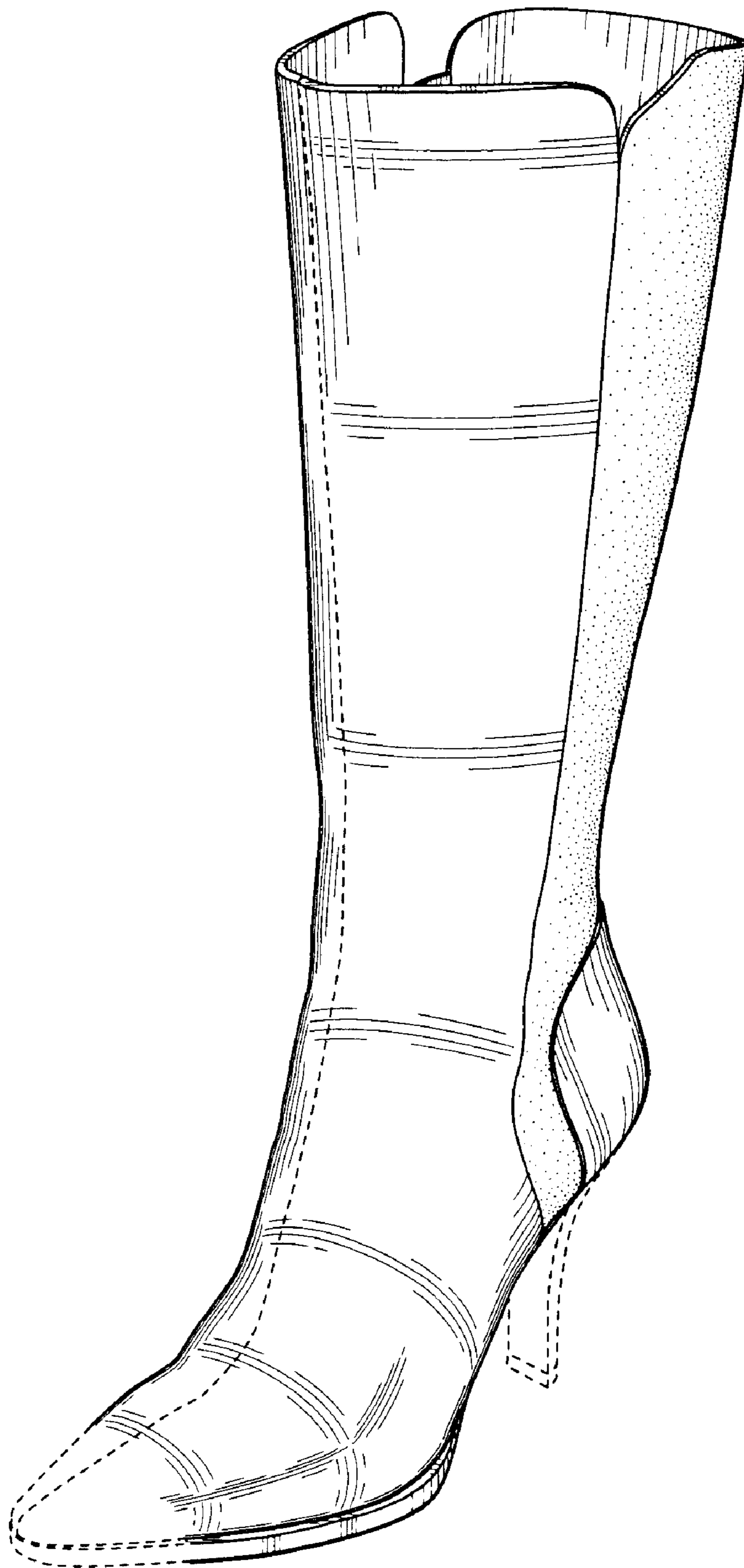


FIG. 1

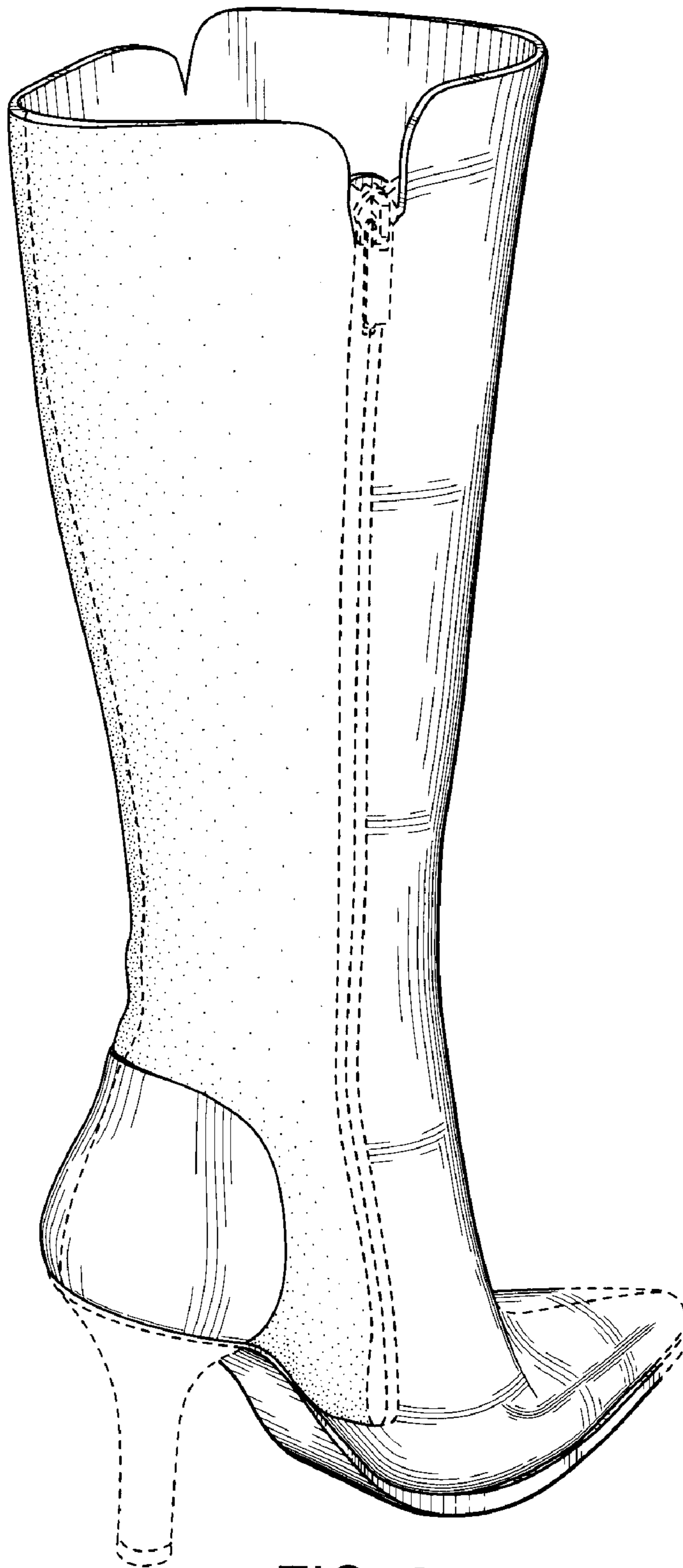


FIG. 2

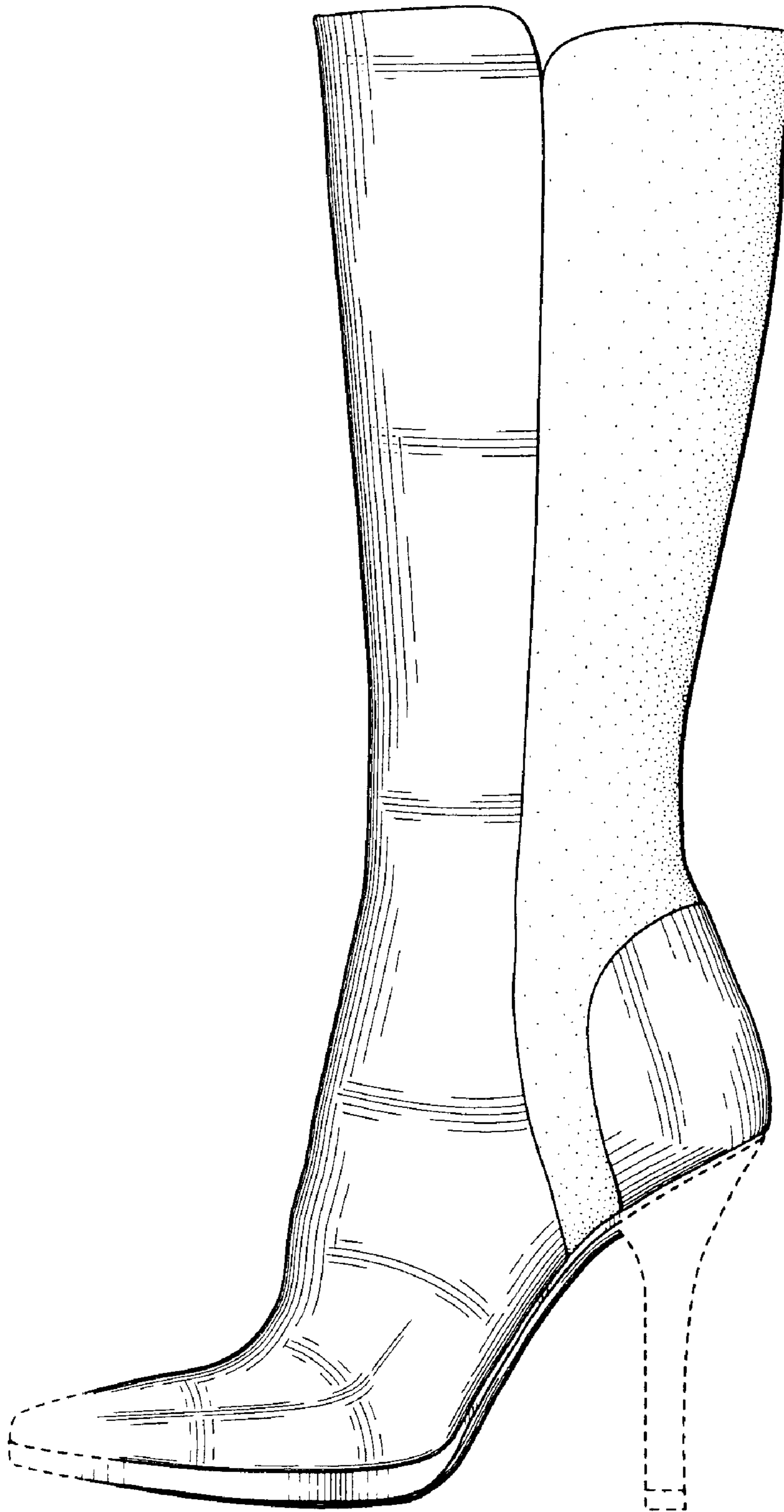


FIG. 3

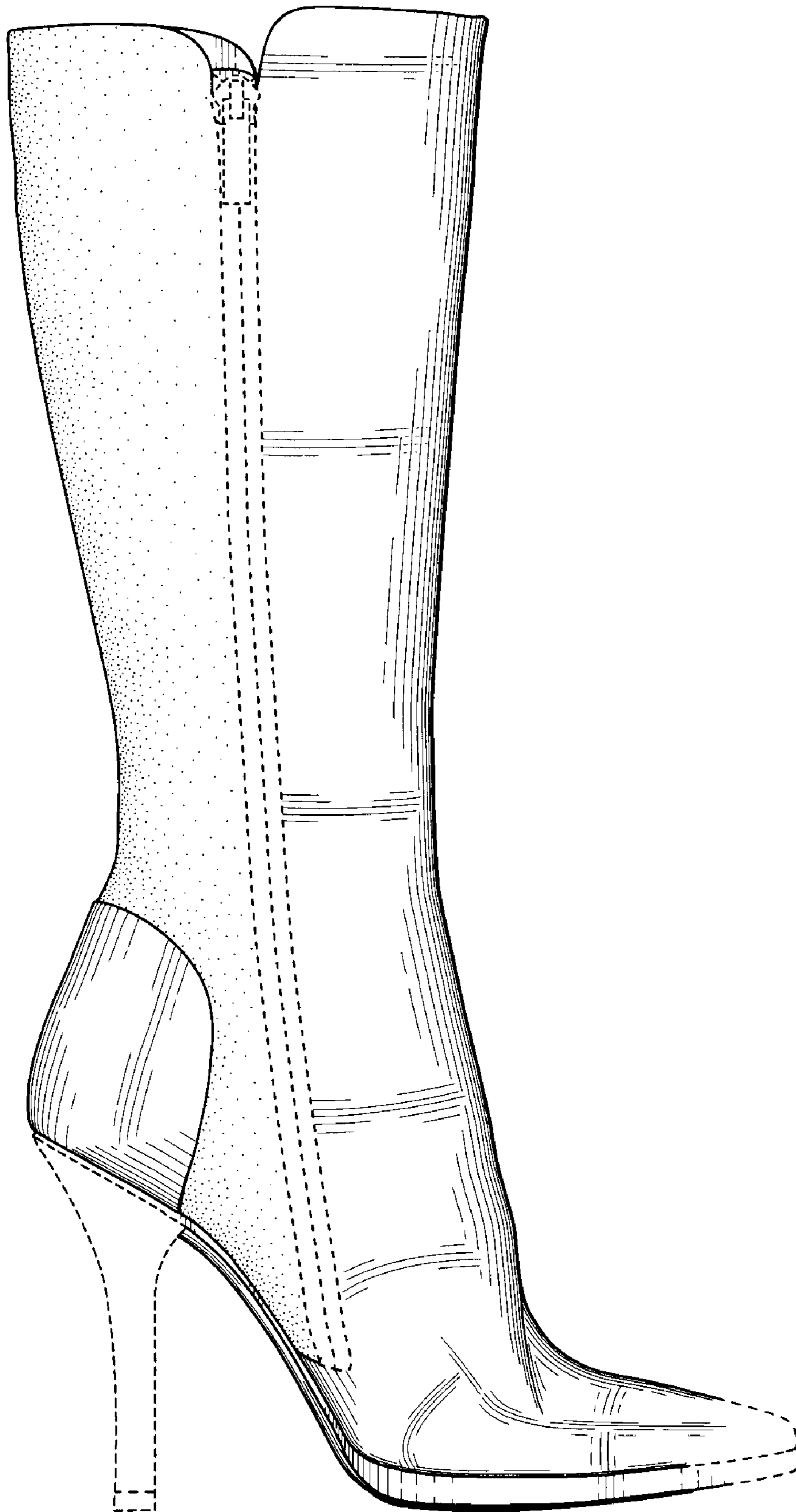


FIG. 4

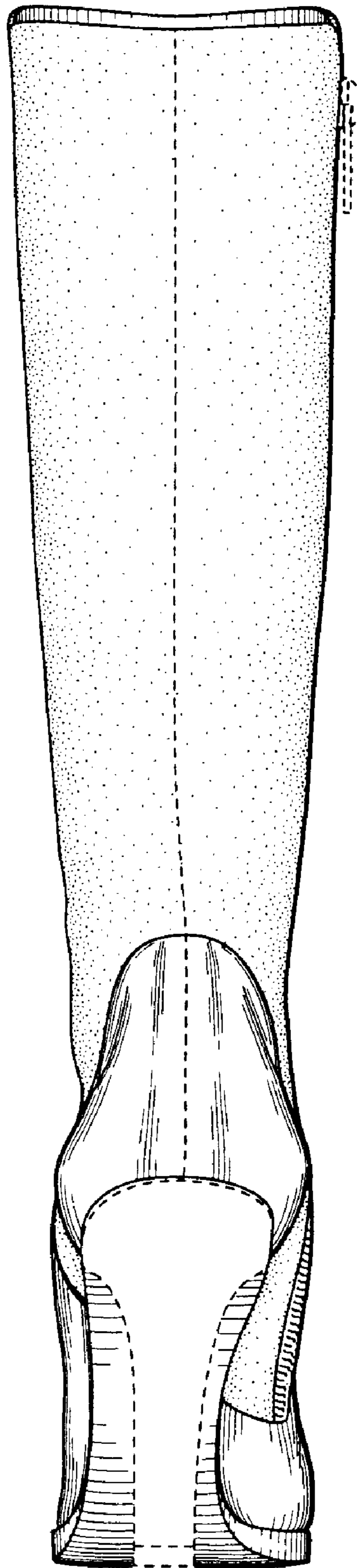


FIG. 5