

US00D527869S

(12) **United States Design Patent** (10) **Patent No.:** **US D527,869 S**
Knigge (45) **Date of Patent:** **** Sep. 12, 2006**

(54) **WAITER'S APRON WITH POCKETS**

(76) Inventor: **Heather Marie Knigge**, 3702 W. Ruth, Phoenix, AZ (US) 85051

(**) Term: **14 Years**

(21) Appl. No.: **29/233,639**

(22) Filed: **Jul. 6, 2005**

(51) **LOC (8) Cl.** **02-02**

(52) **U.S. Cl.** **D2/864; D2/860; D2/861**

(58) **Field of Classification Search** D2/738, D2/740, 742, 747, 748, 823, 828, 829, 857, D2/860-864; 2/48, 49.1, 49.2, 50, 51, 52, 2/53, 56, 93, 98, 102, 104, 79, 129, 227, 2/247, 46, 69, 2.15, 911, 312, 919; 224/660, 224/223, 407, 572; D32/53; D3/228; D12/133
See application file for complete search history.

(56) **References Cited**

U.S. PATENT DOCUMENTS

2,528,044	A	*	10/1950	Driesbach	2/247
2,616,598	A	*	11/1952	Sexton	2/48
2,846,685	A	*	8/1958	Ehrich	2/51
4,549,916	A	*	10/1985	Off et al.	156/93
D305,827	S	*	2/1990	Flowers	D2/864
5,012,963	A	*	5/1991	Rosenbaum	224/407
5,040,711	A	*	8/1991	Niederhauser et al.	224/572
D323,238	S	*	1/1992	Lee	D2/864
D352,260	S	*	11/1994	Adamo	D12/133
D358,473	S	*	5/1995	Taylor	D2/864
D362,332	S	*	9/1995	Short	D2/864
5,555,566	A	*	9/1996	Kuhn	2/247
5,946,732	A	*	9/1999	Richards	2/247
6,189,153	B1	*	2/2001	Diamond	2/247
D461,945	S	*	8/2002	Byrd	D2/864
D480,868	S	*	10/2003	Fulbright	D3/228
6,978,484	B1	*	12/2005	Donlan et al.	2/227

FOREIGN PATENT DOCUMENTS

AU 142767 S * 1/2002

OTHER PUBLICATIONS

Culinary Classics. www.culinaryclassics.com/che-f-apon.htm, Feb. 2004. 3-Pocket Apron, Item A, center of page.*

Leerburg Video & Kennel. www.leerburg.com/756.htm, Mar. 2005. 3-Pocket Training Apron, Item B, center of page.*

* cited by examiner

Primary Examiner—Celia A. Murphy

Assistant Examiner—R. Johnson

(74) *Attorney, Agent, or Firm*—Gene Scott+ Patent Law & Venture Group

(57) **CLAIM**

The ornamental design for a “waiter’s apron with pockets,” as shown and described.

DESCRIPTION

FIG. 1 is a perspective view of a first embodiment of a waiter’s apron with pockets showing my new design;

FIG. 2 is a front elevational view thereof;

FIG. 3 is a rear elevational view thereof;

FIG. 4 is a right side elevational view thereof, the left side elevational view being a mirror image thereof;

FIG. 5 is a top plan view thereof;

FIG. 6 is a bottom plan view thereof.

FIG. 7 is a perspective view of a second embodiment of a waiter’s apron with pockets showing my new design;

FIG. 8 is a front elevational view thereof;

FIG. 9 is a rear elevational view thereof;

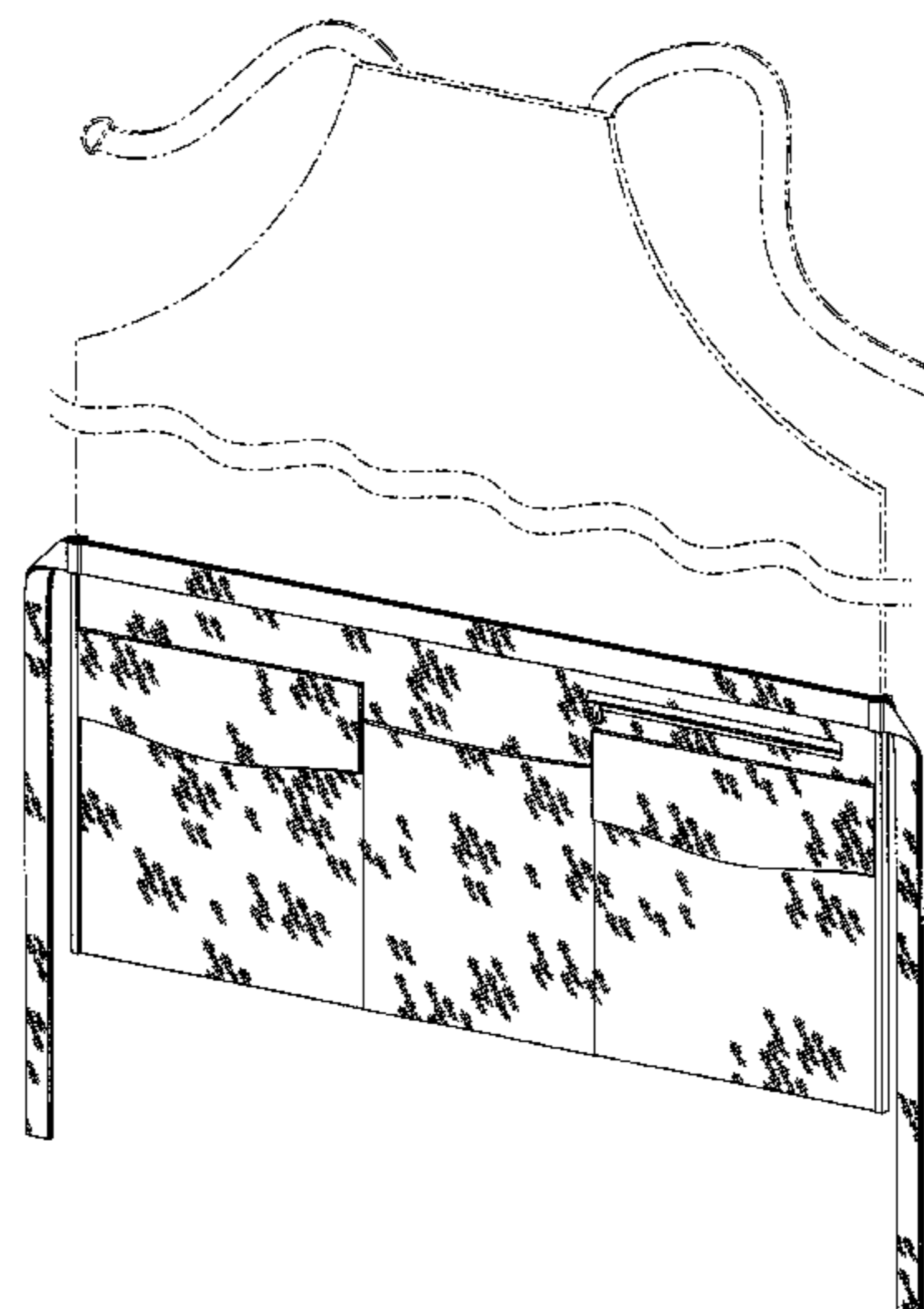
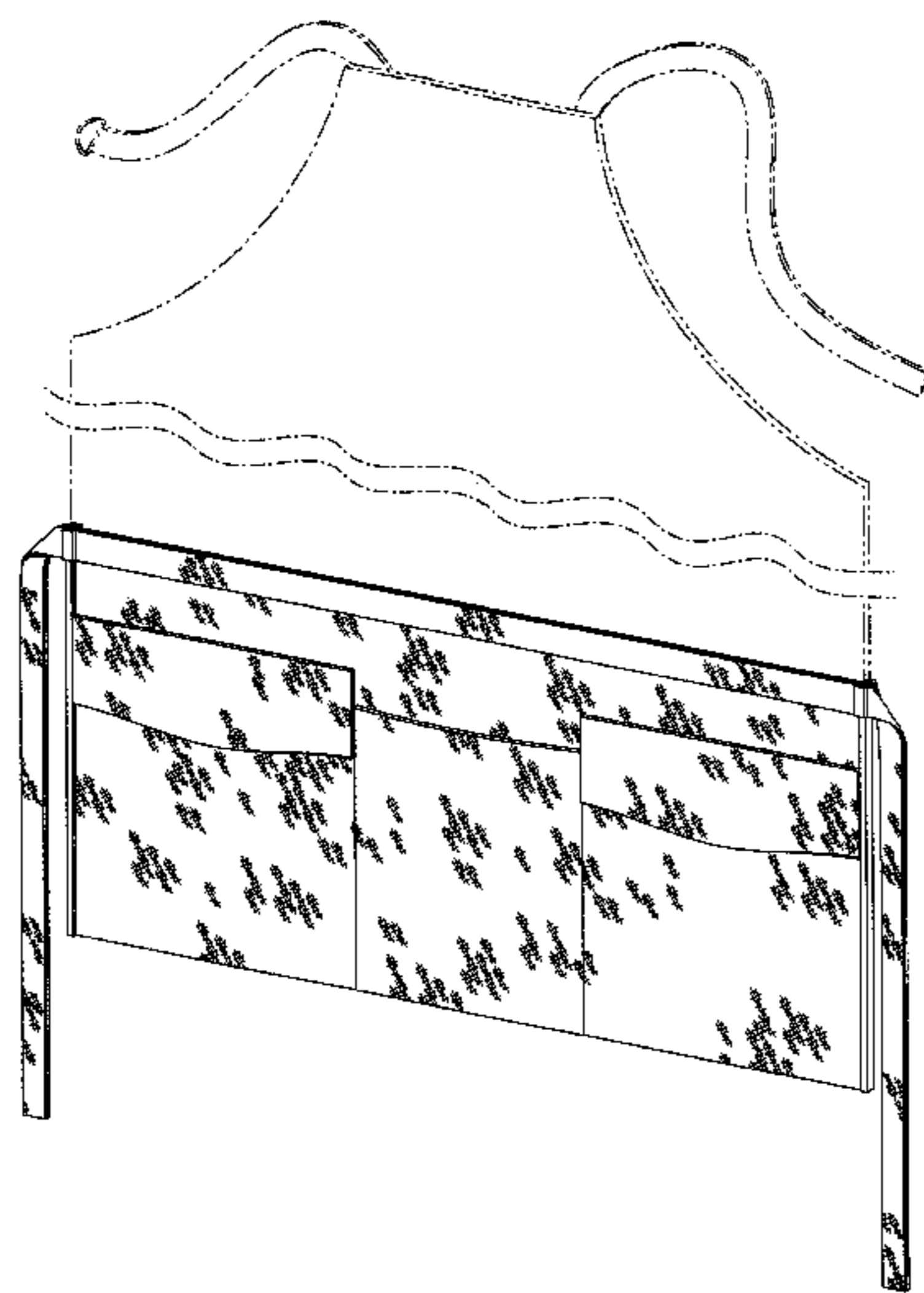
FIG. 10 is a right side elevational view thereof, the left side elevational view being a mirror image thereof;

FIG. 11 is a top plan view thereof; and,

FIG. 12 is a bottom plan view thereof.

The broken line environmental structure, showing an upper portion of the invention with partial break-away, is for illustrative purposes only and forms no part of the claimed design.

1 Claim, 8 Drawing Sheets



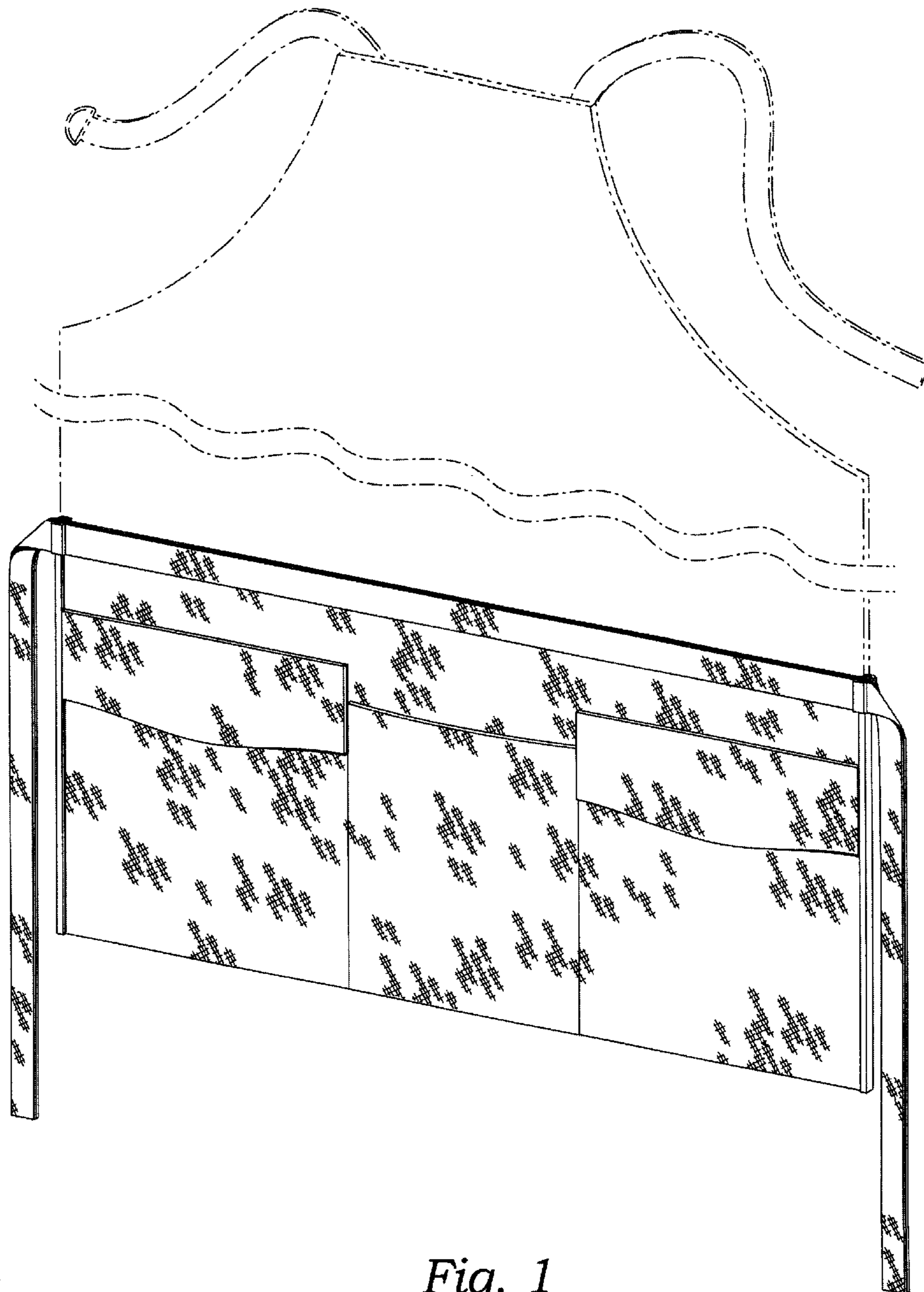


Fig. 1

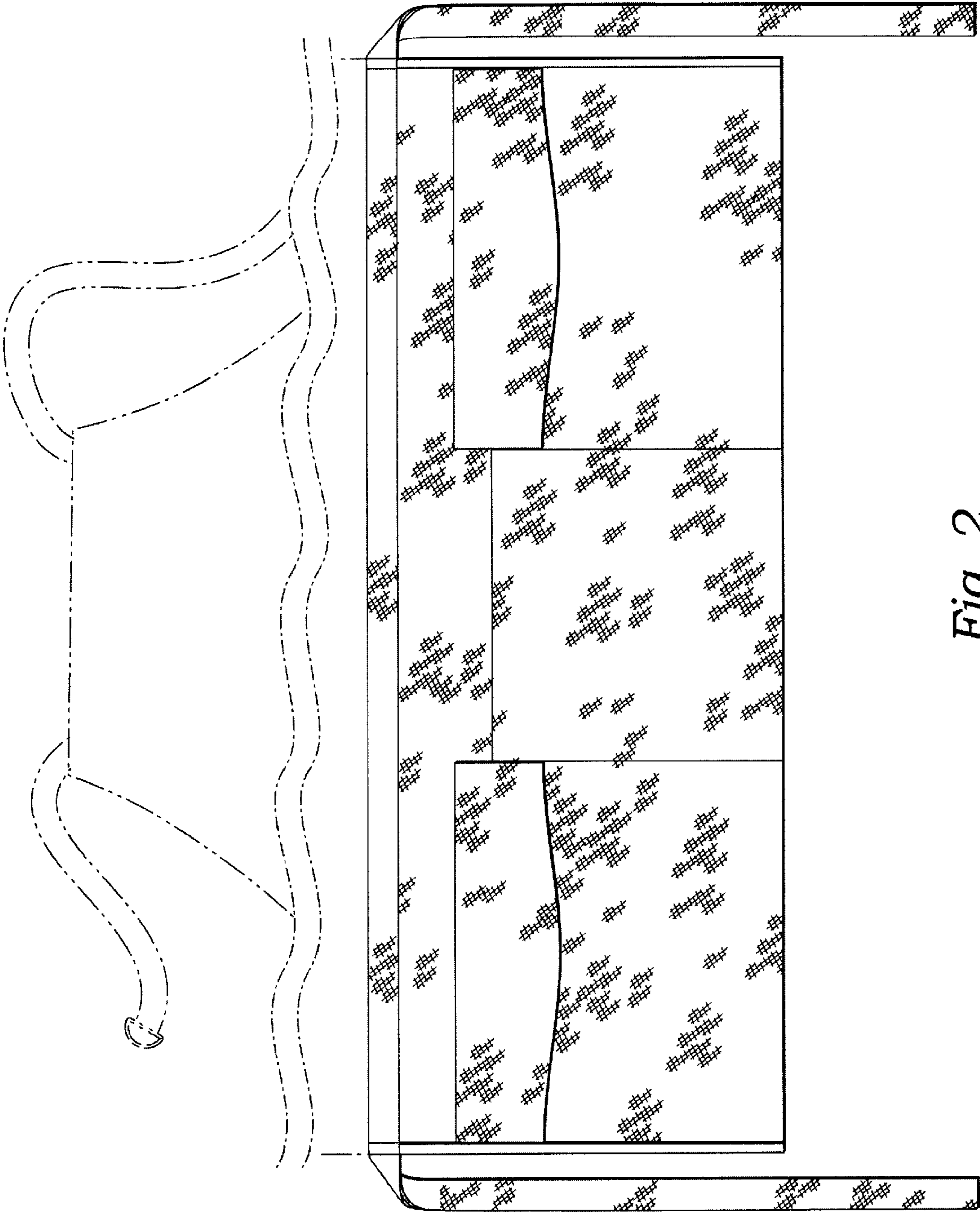


Fig. 2

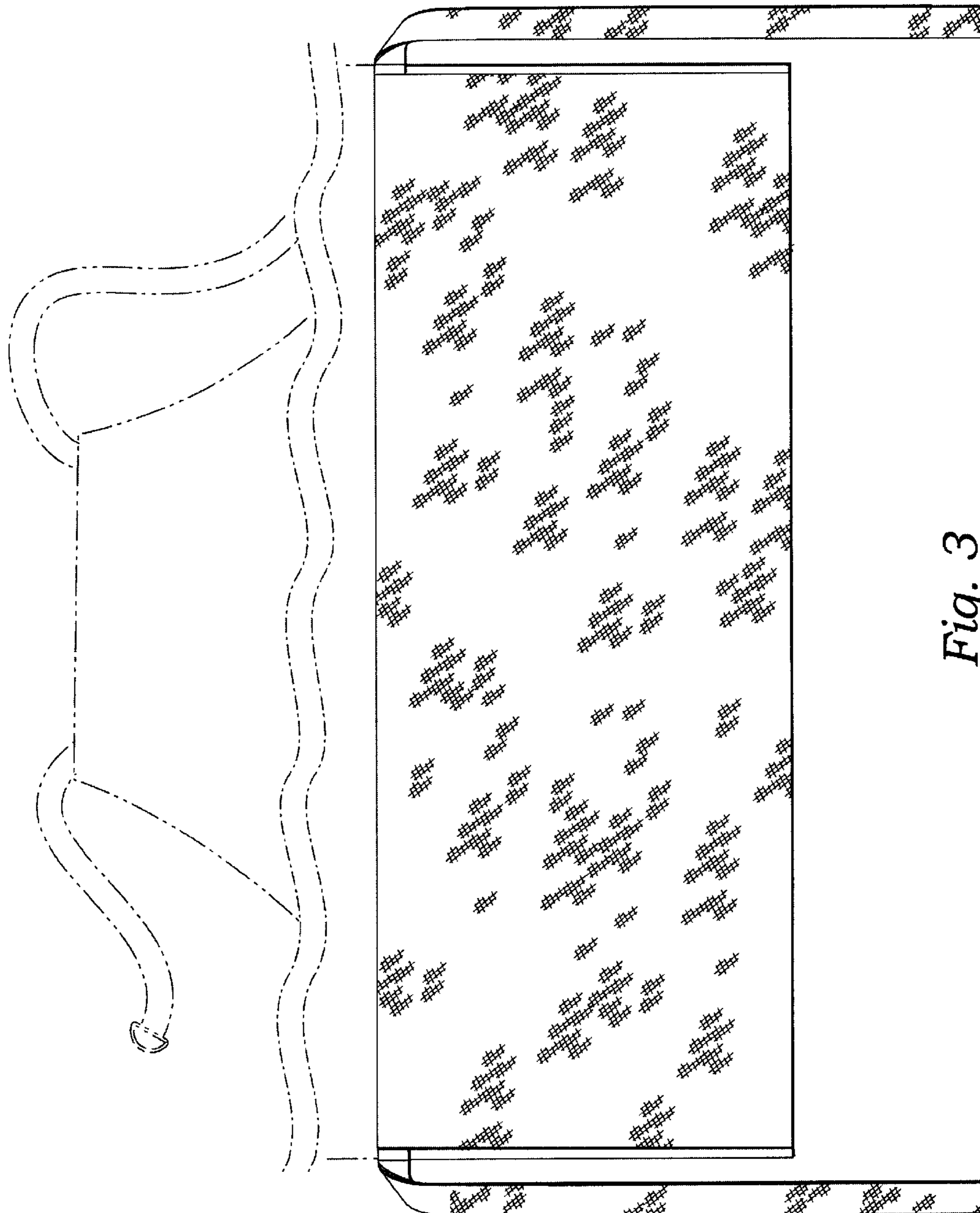


Fig. 3



Fig. 4



Fig. 5



Fig. 6

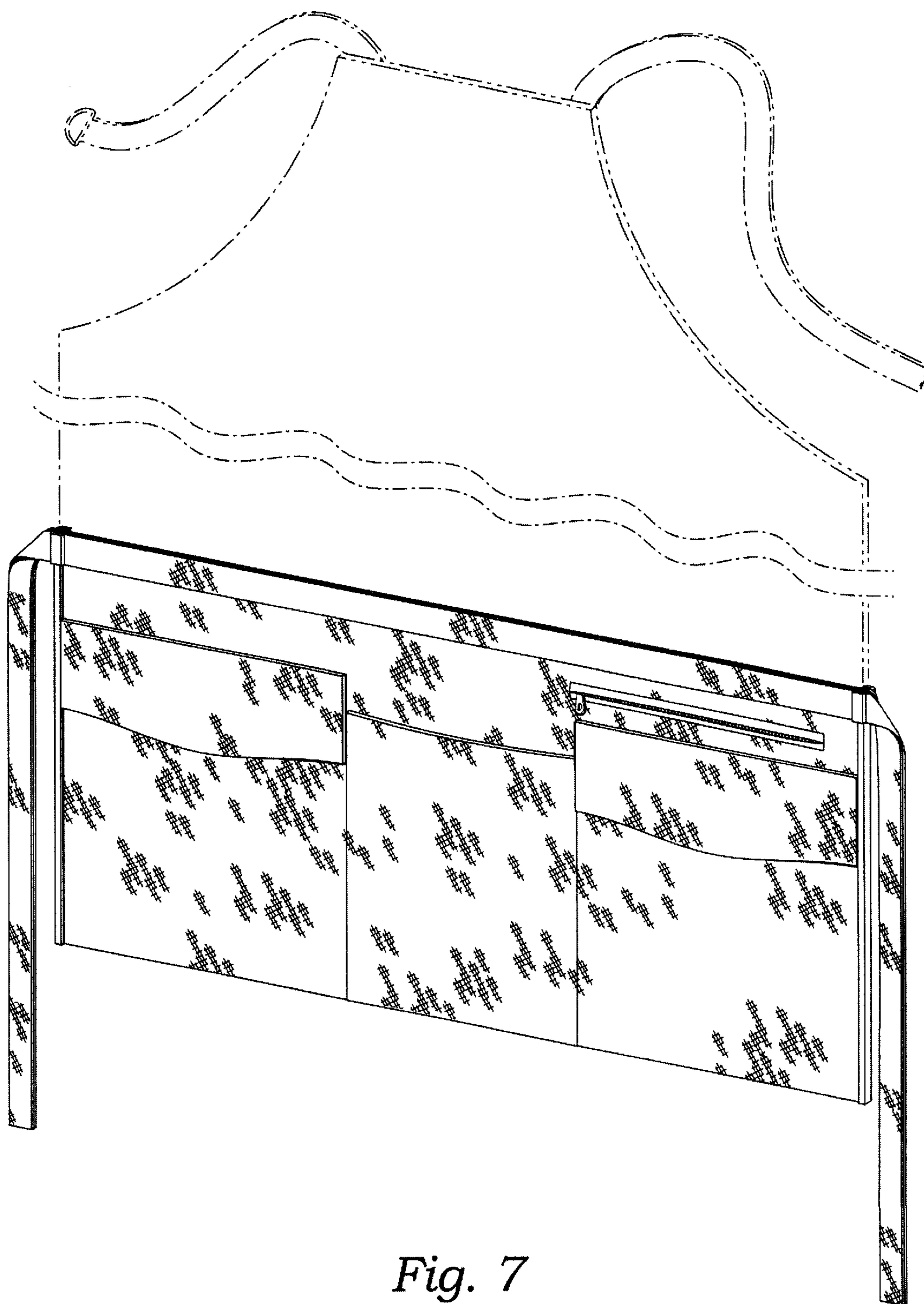


Fig. 7

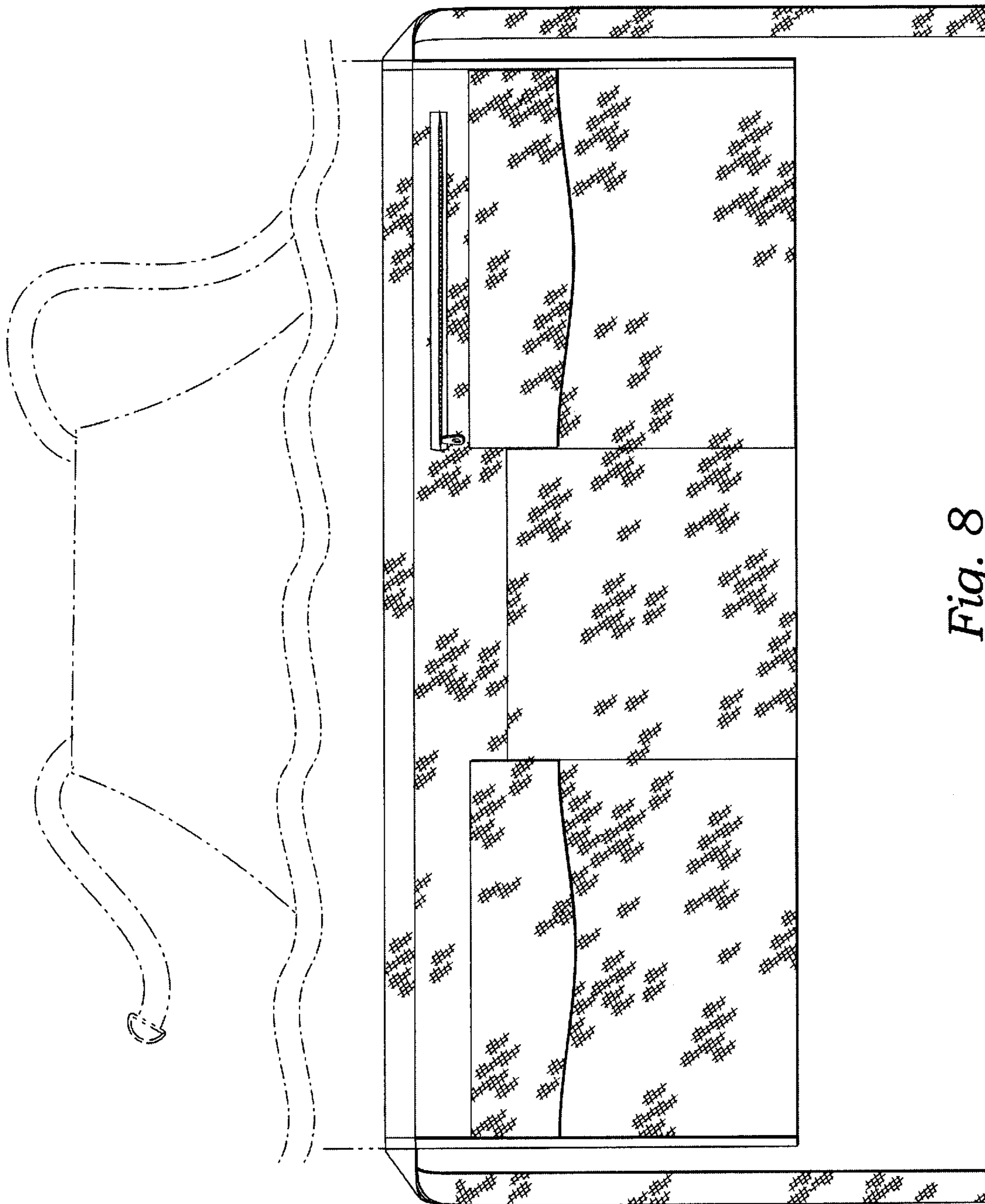


Fig. 8

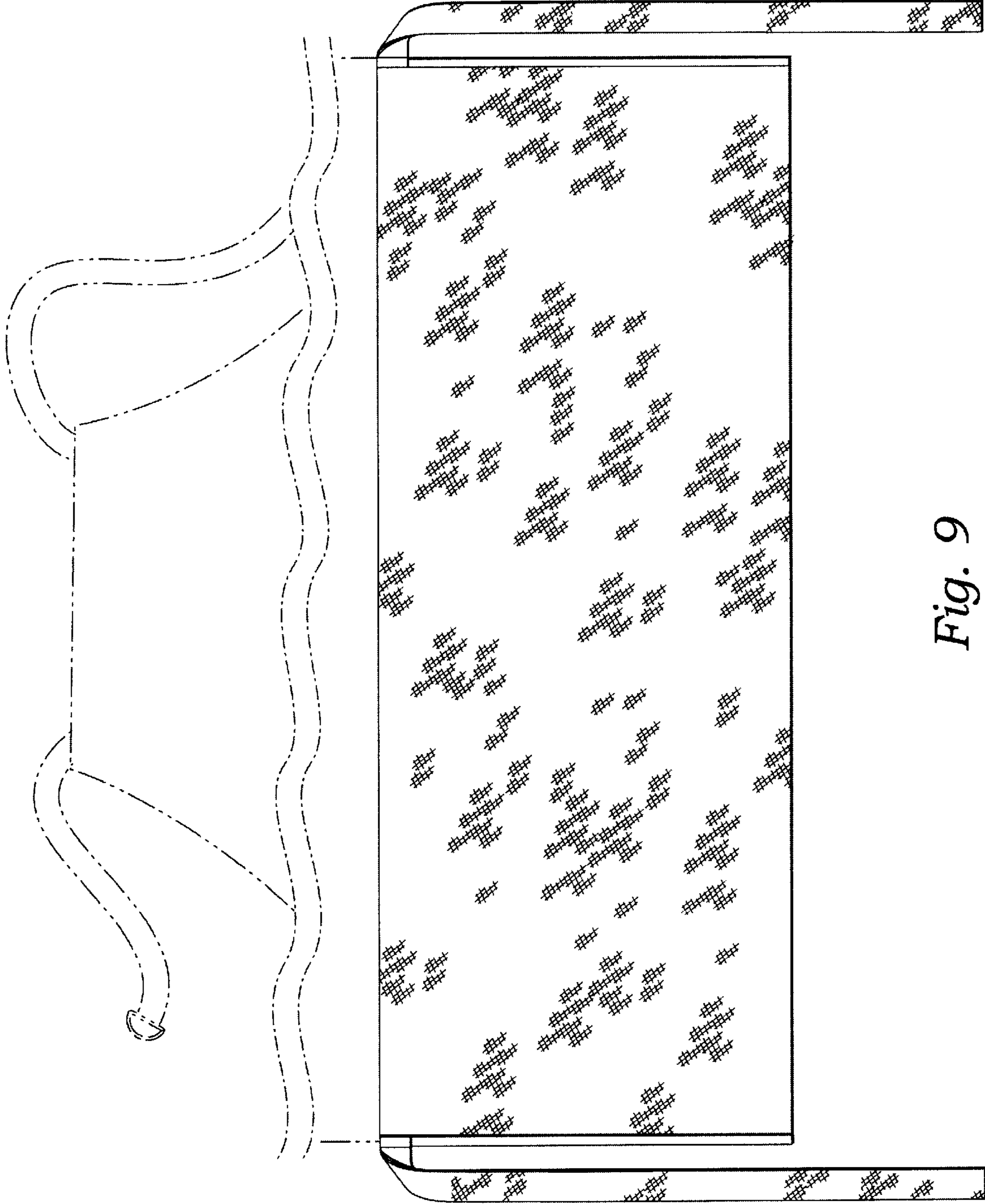


Fig. 9



Fig. 10



Fig. 11



Fig. 12