



US00D527866S

(12) **United States Design Patent**
Fixel

(10) **Patent No.:** **US D527,866 S**
(45) **Date of Patent:** **** Sep. 12, 2006**

(54) **PANTS**

- (75) Inventor: **Susan Fixel**, Weston, FL (US)
- (73) Assignee: **LTM International, Inc.**, Sunrise, FL (US)
- (**) Term: **14 Years**

- (21) Appl. No.: **29/242,353**
- (22) Filed: **Nov. 9, 2005**

- (51) **LOC (8) Cl.** **02-02**
 - (52) **U.S. Cl.** **D2/742; D2/857**
 - (58) **Field of Classification Search** D2/712-714, D2/716, 742-748, 857; 2/2.17, 22, 23, 69, 2/71, 72, 76, 79, 221, 227, 228, 231-238, 2/247-254, 911, 919, DIG. 2
- See application file for complete search history.

(56) **References Cited**

U.S. PATENT DOCUMENTS

D331,757 S	*	12/1992	Biala	D14/143
D339,220 S	*	9/1993	Buziol	D2/742
D351,525 S	*	10/1994	Alexander	D6/597
5,575,010 A	*	11/1996	Chung	2/227
5,956,775 A	*	9/1999	Ezra	2/227
D436,714 S	*	1/2001	Korff	D2/742
D460,603 S	*	7/2002	Laber	D2/853
6,421,831 B1	*	7/2002	Korff	2/69
D491,712 S	*	6/2004	Morisset	D2/742
D511,606 S	*	11/2005	Caucci	D2/742
7,014,662 B1	*	3/2006	Mei et al.	8/102

FOREIGN PATENT DOCUMENTS

AU	151372 S	*	4/2003
BE	0976865 A2	*	2/2000
EP	1502513 A1	*	2/2005
FR	2784551 A1	*	4/2000
IT	000346929-0036	*	12/2005

* cited by examiner

Primary Examiner—Celia A. Murphy
Assistant Examiner—R. Johnson

(74) *Attorney, Agent, or Firm*—Ruden McClosky Smith Schuster & Russell, PA; Stanley A. Kim, Esq.

(57) **CLAIM**


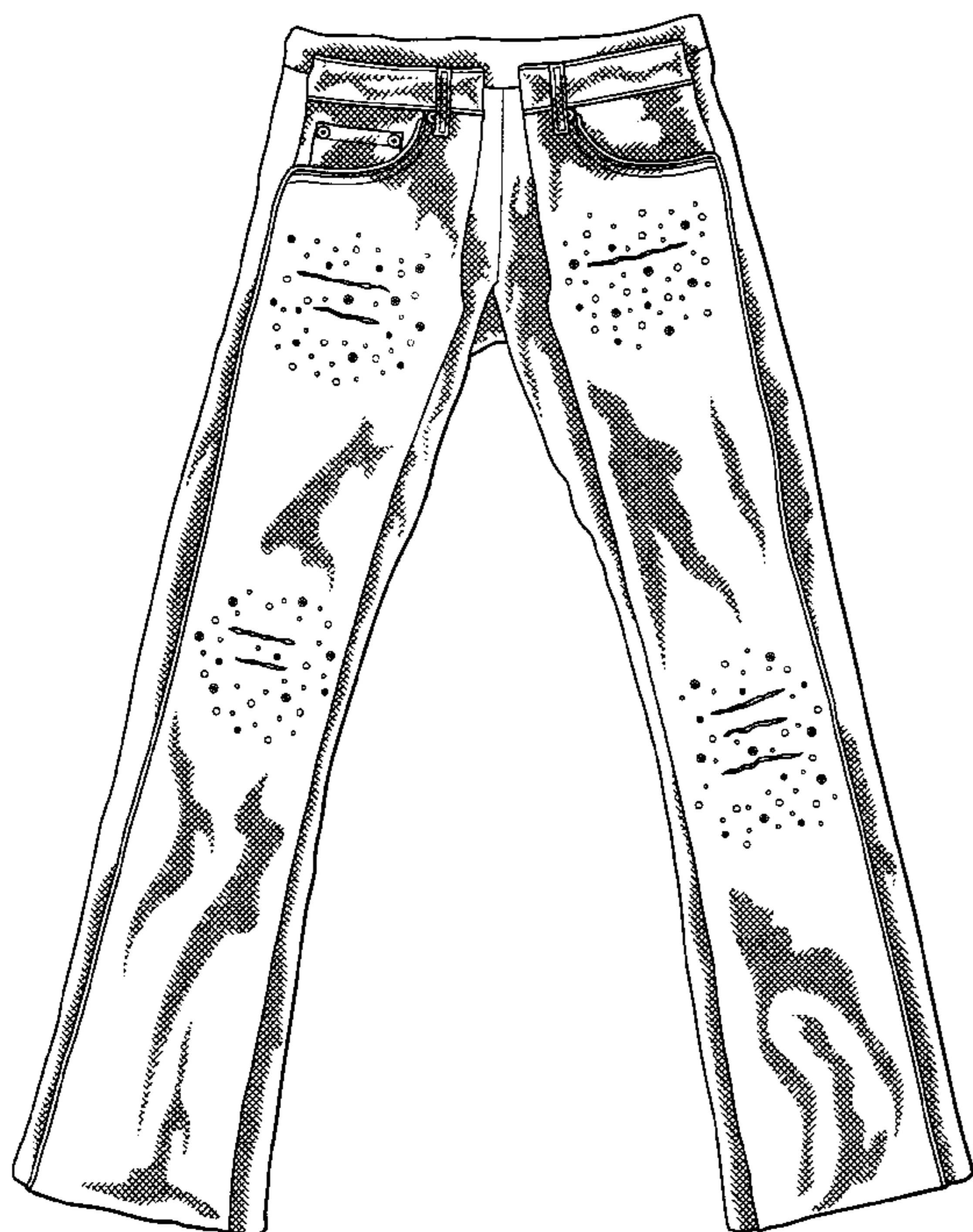
I claim the ornamental design for pants, as shown and described.

DESCRIPTION

FIG. 1 is a front view of pants showing my new design in a flattened condition;
 FIG. 2 is a rear view thereof;
 FIG. 3 is a left side view thereof, shown expanded to the position of use;
 FIG. 4 is a right side view of FIG. 3;
 FIG. 5 is a top plan view of FIG. 3;
 FIG. 6 is a bottom plan view of FIG. 3; and,
 FIG. 7 is a perspective view of FIG. 3.

The broken lines shown in FIGS. 2, 3, and 5-7 represent portions of the design that form no part of the claim. The broken lines themselves, and the areas within them, also form no part of the claim.

1 Claim, 5 Drawing Sheets



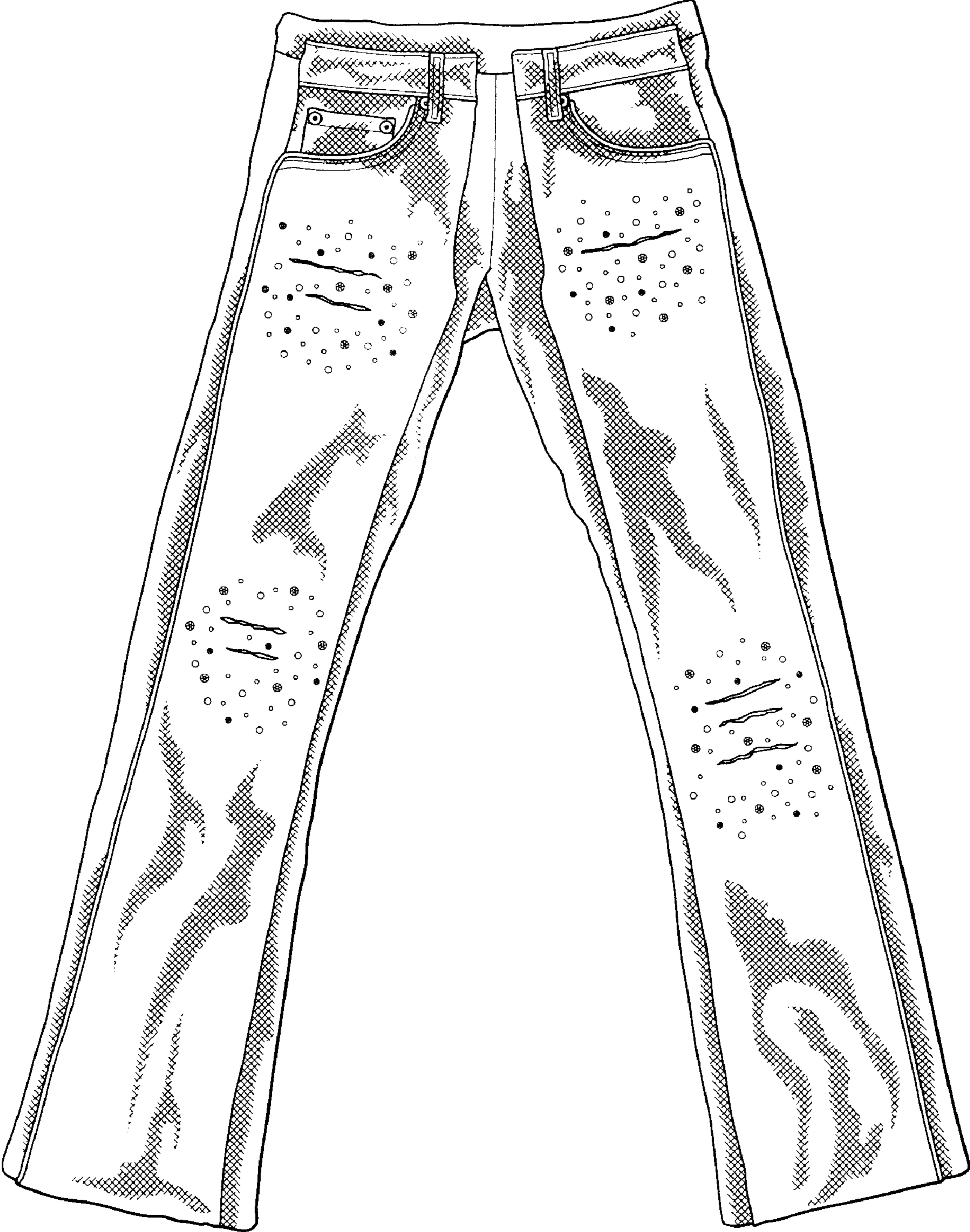


FIG. 1




FIG. 2

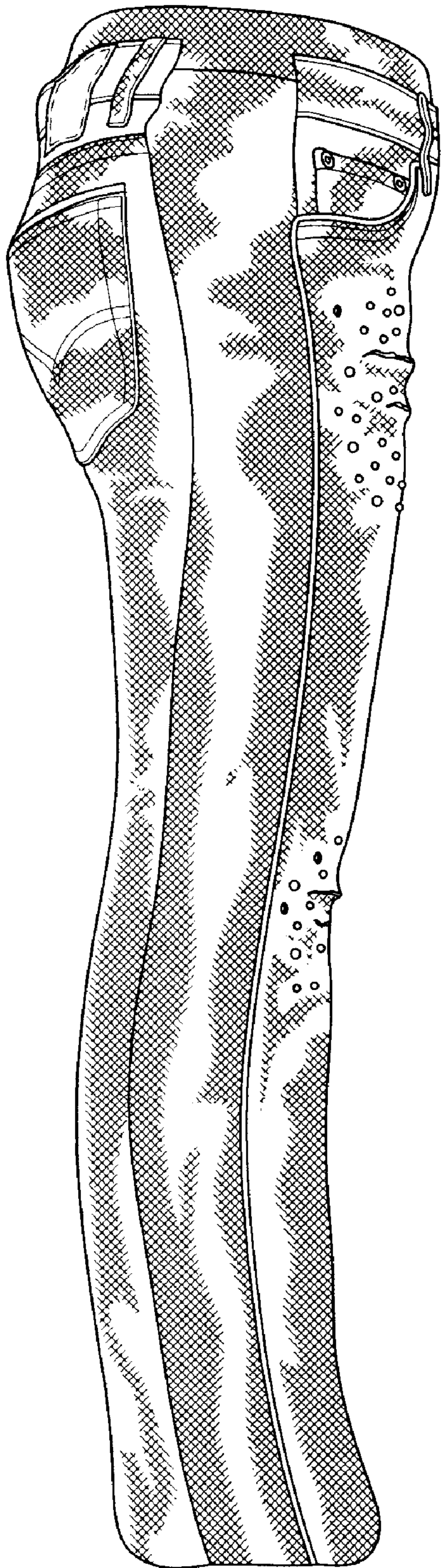


FIG. 3

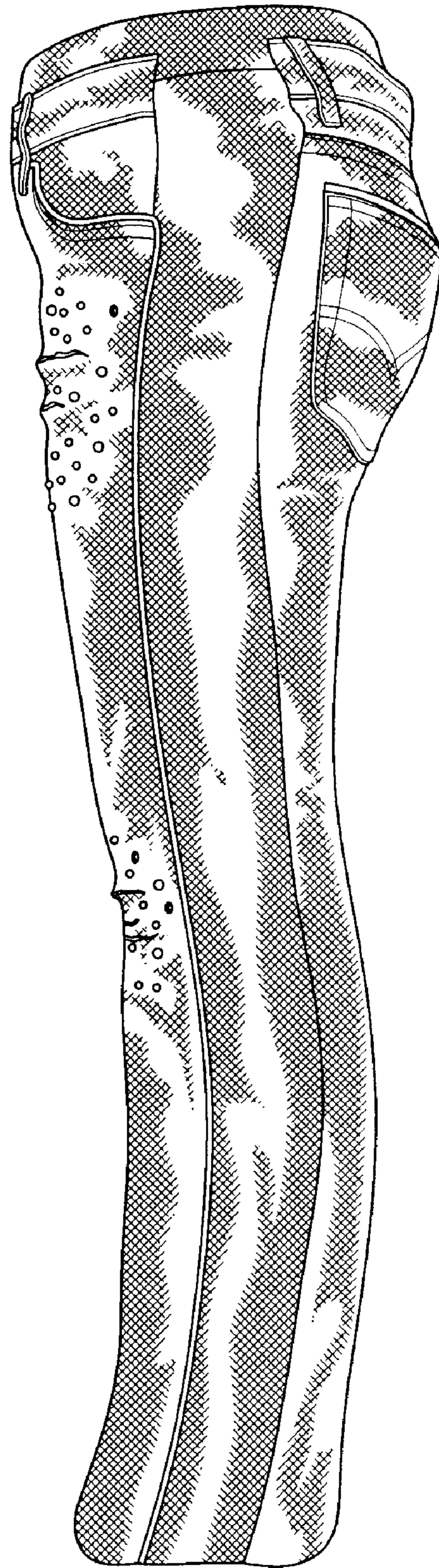


FIG. 4

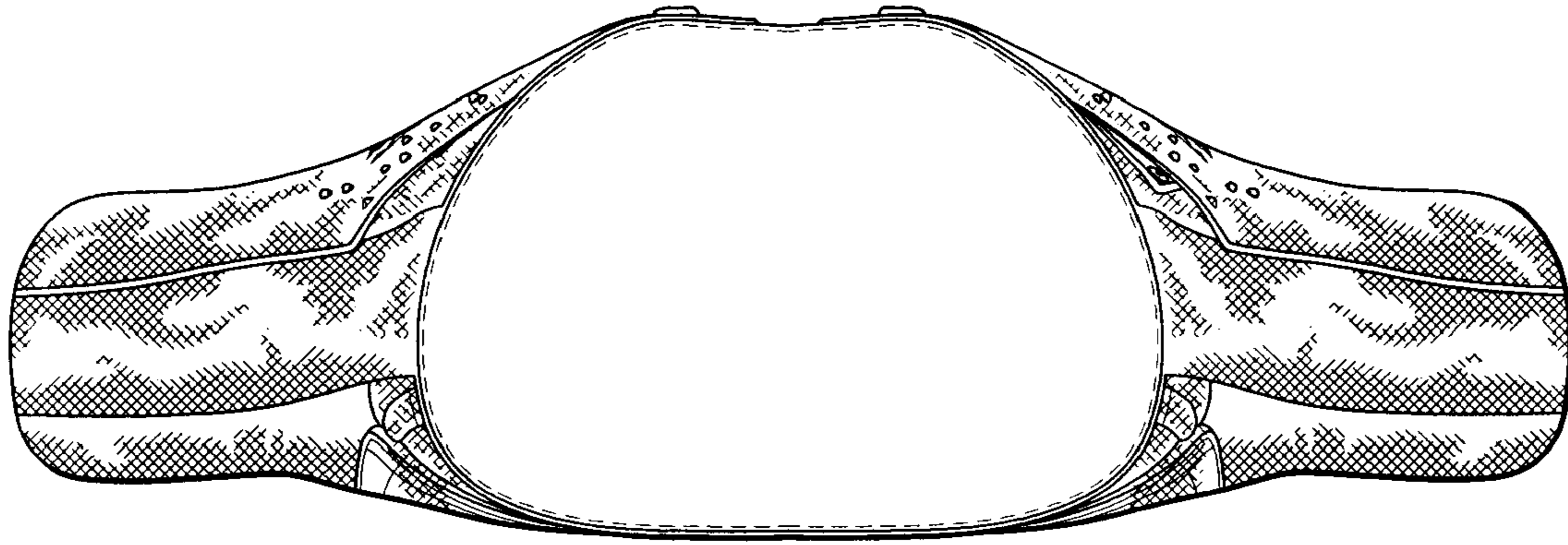


FIG. 5

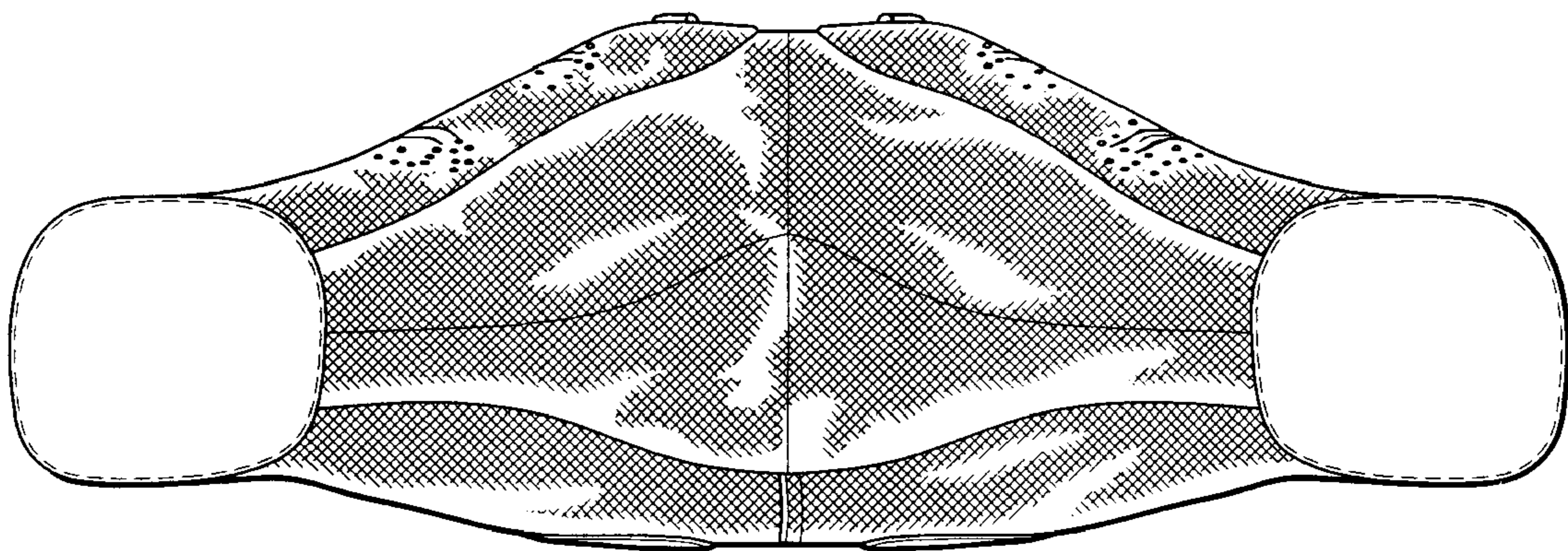


FIG. 6

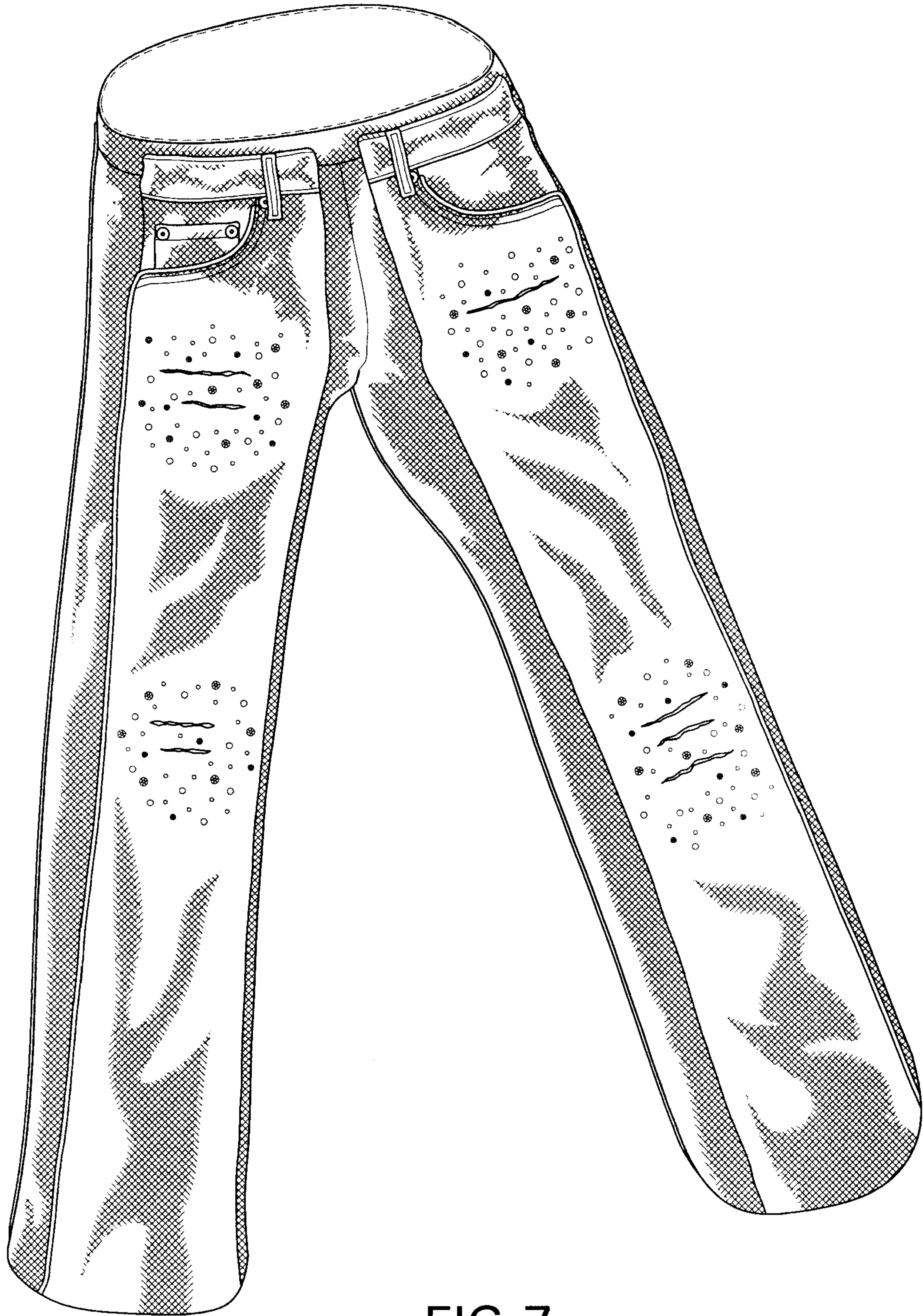


FIG. 7