



US00D527859S

(12) **United States Design Patent**
Stöbe

(10) **Patent No.:** **US D527,859 S**

(45) **Date of Patent:** **** Sep. 5, 2006**

(54) **SHAFT FOR FORK-LIFT TROLLEY**

(75) Inventor: **Gerhard Stöbe**, Tabarz (DE)

(73) Assignee: **Franz Kahl GmbH**, Lauterbach (DE)

(**) Term: **14 Years**

(21) Appl. No.: **29/212,566**

(22) Filed: **Sep. 3, 2004**

(51) **LOC (8) Cl.** **12-05**

(52) **U.S. Cl.** **D34/35**

(58) **Field of Classification Search** D34/34,
D34/35; 280/762, 43.12, 43.23, 43.17; 74/488,
74/484 R; 187/237, 238; 180/89.12, 89.13,
180/89.17

See application file for complete search history.

(56) **References Cited**

U.S. PATENT DOCUMENTS

D355,060 S	*	1/1995	Bernstein et al.	D32/37
D453,600 S	*	2/2002	Lin	D34/9
D460,595 S	*	7/2002	Lin	D34/7
D465,629 S	*	11/2002	Lin	D34/7
D472,687 S	*	4/2003	Lin	D34/7

D476,457 S	*	6/2003	Verbeek	D34/7
D480,193 S	*	9/2003	Wang	D34/9
D483,165 S	*	12/2003	Dretzka	D34/7
D483,166 S	*	12/2003	Lin	D34/7
D489,853 S	*	5/2004	Verbeek et al.	D34/7
D490,199 S	*	5/2004	Daams et al.	D34/7
D496,767 S	*	9/2004	Wang	D34/7

* cited by examiner

Primary Examiner—Cynthia E. Ramirez

(74) *Attorney, Agent, or Firm*—Crowell & Moring LLP

(57) **CLAIM**

The ornamental design for a shaft for fork-lift trolley, as shown and described.

DESCRIPTION

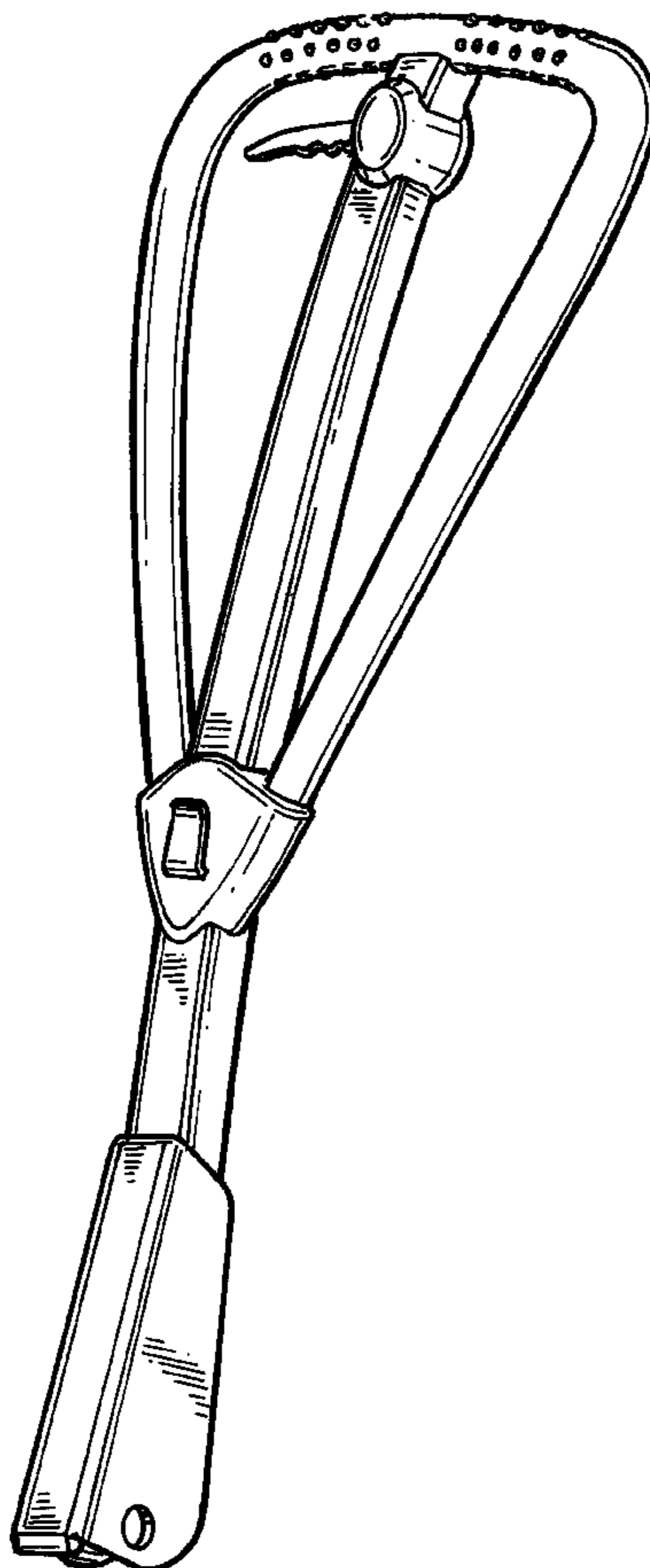
FIG. 1 is a front perspective view of a shaft for fork-lift trolley according to my novel design;

FIG. 2 is a front view of the shaft for fork-lift trolley according to my novel design;

FIG. 3 is a rear view of the shaft for fork-lift trolley according to my novel design; and,

FIG. 4 is a side view of the shaft for fork-lift trolley according to my novel design.

1 Claim, 3 Drawing Sheets



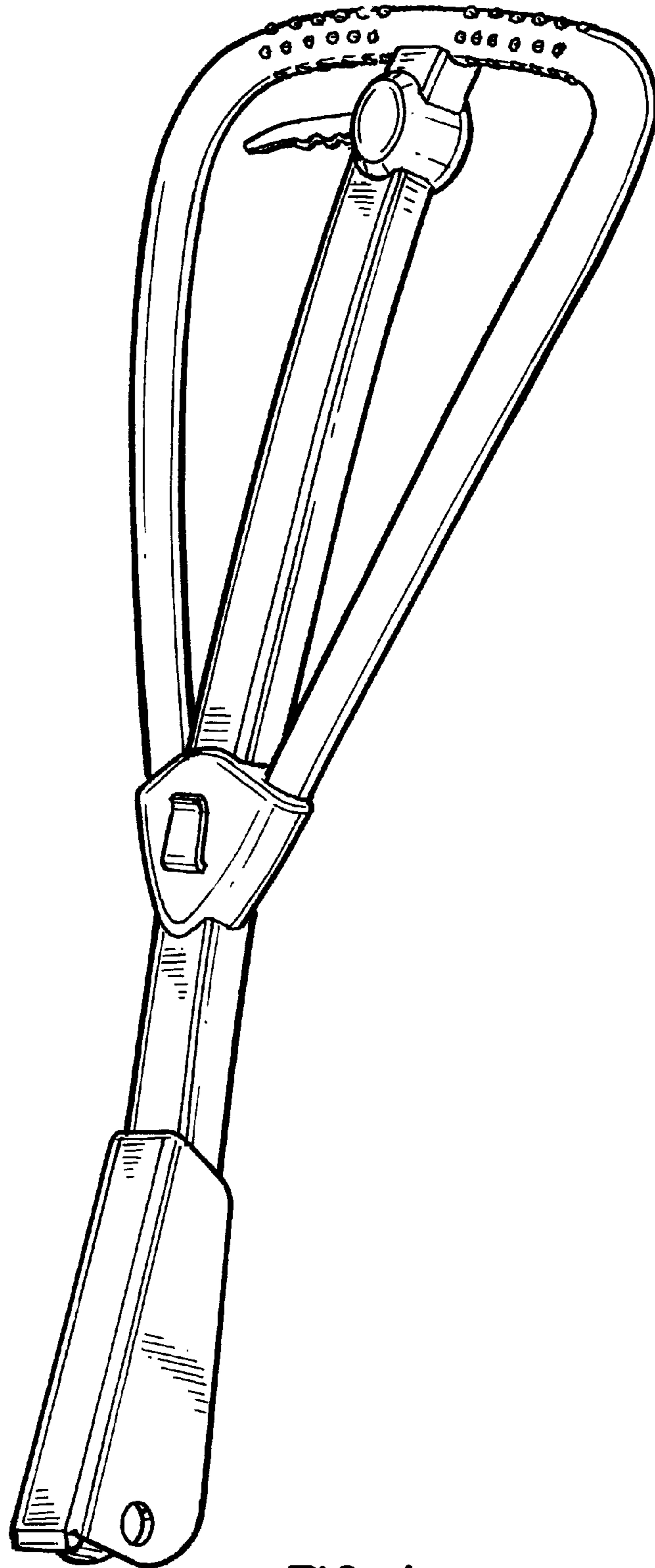


FIG. 1

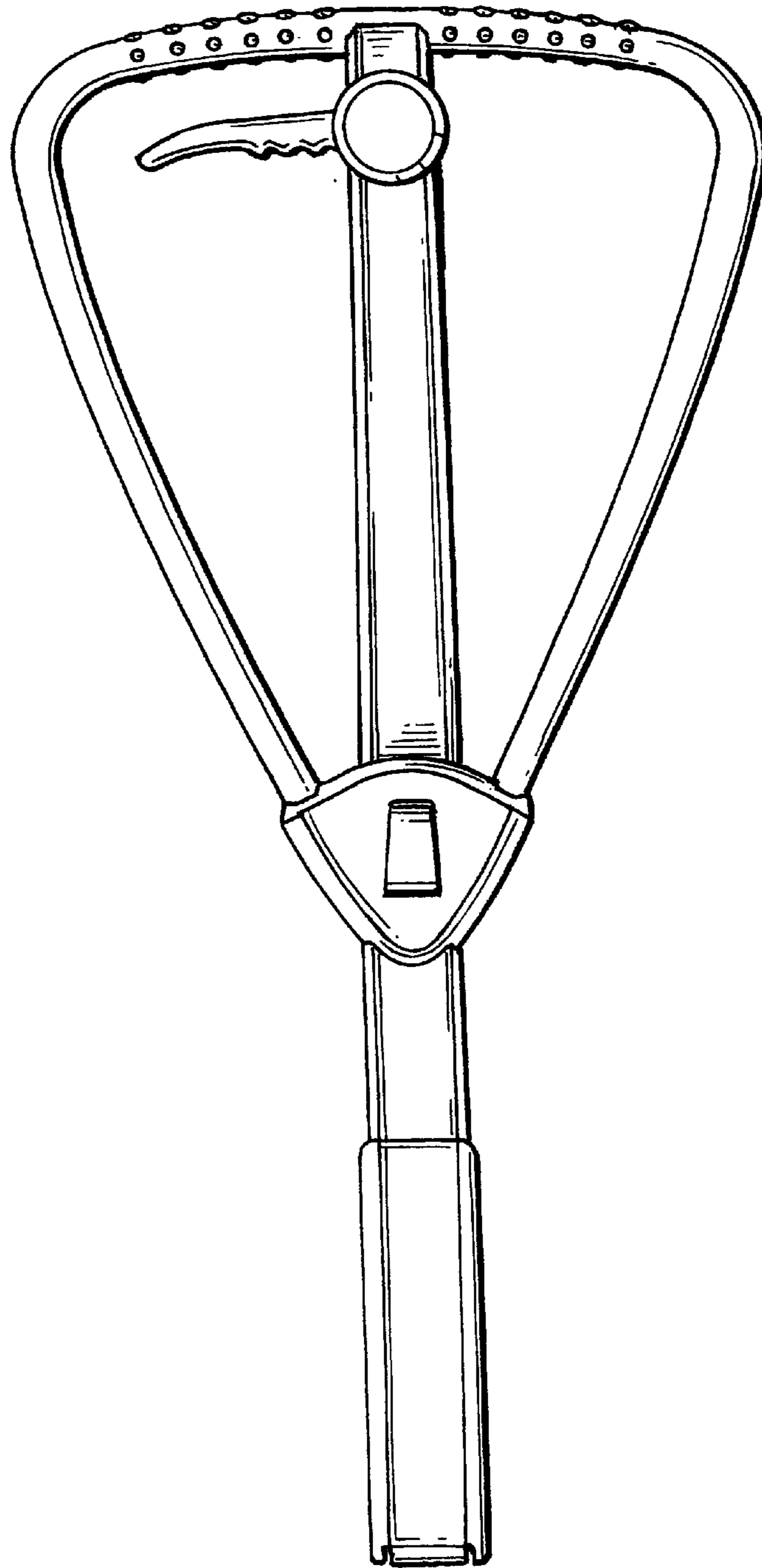


FIG. 2

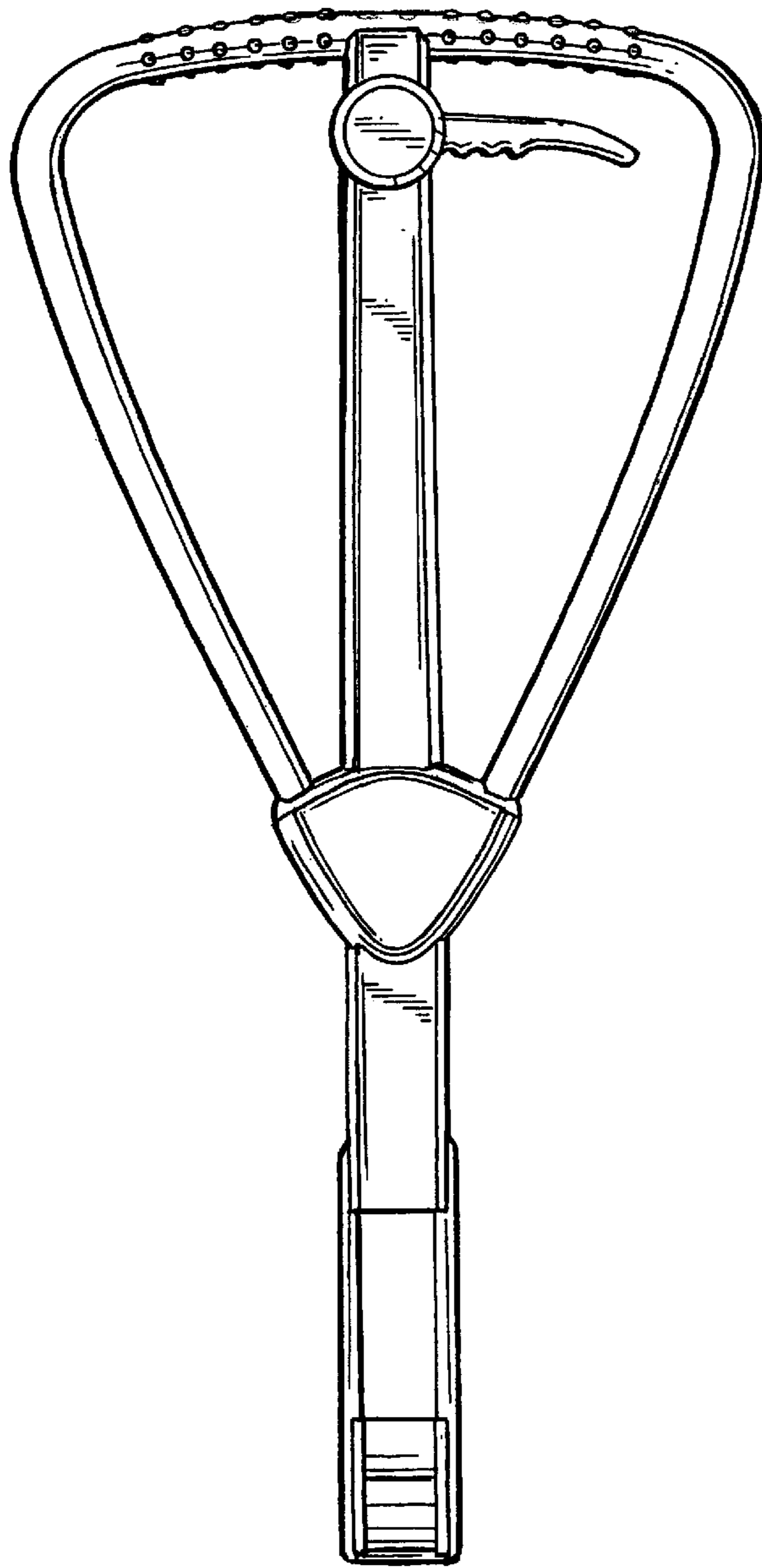


FIG. 3

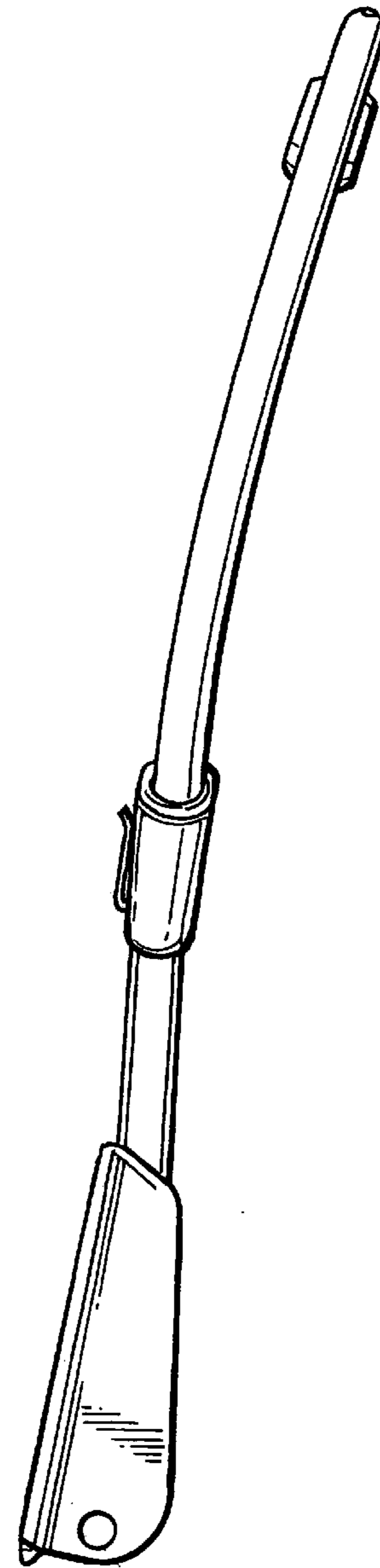


FIG. 4