

US00D527845S

(12) **United States Design Patent**
Ng

(10) **Patent No.:** **US D527,845 S**

(45) **Date of Patent:** **** Sep. 5, 2006**

(54) **HOLDER FOR COTTON BALL**

(75) Inventor: **Eddie Tit Lun Ng**, Hong Kong (CN)

(73) Assignee: **Engco International (H.K.) Limited**,
Kowloon (HK)

(**) Term: **14 Years**

(21) Appl. No.: **29/212,838**

(22) Filed: **Sep. 9, 2004**

(51) **LOC (8) Cl.** **28-03**

(52) **U.S. Cl.** **D28/73; D7/612**

(58) **Field of Classification Search** D28/73,
D28/76; D7/612, 615; 220/780-788, 792-799;
206/581; D27/189-191

See application file for complete search history.

(56) **References Cited**

U.S. PATENT DOCUMENTS

- D192,813 S * 5/1962 Bloch D7/615
- D244,353 S * 5/1977 Skjelby et al. D7/615
- D245,580 S * 8/1977 Larsson et al. D7/612
- D294,446 S * 3/1988 Tardif D7/612

- 5,007,540 A * 4/1991 Beasley et al. 206/581
- D396,172 S * 7/1998 Nask et al. D7/615
- 2003/0183641 A1 * 10/2003 Asbury 220/781

* cited by examiner

Primary Examiner—Jennifer Rivard

(74) *Attorney, Agent, or Firm*—Bacon & Thomas

(57) **CLAIM**

The ornamental design for a holder for cotton ball, as shown.

DESCRIPTION

FIG. 1 is a perspective view of a holder for cotton ball showing my new design;

FIG. 2 is a side elevational view thereof;

FIG. 3 is a top plan view thereof;

FIG. 4 is a bottom plan view thereof;

FIG. 5 is a side elevational view of the lid thereof;

FIG. 6 is a bottom plan view of the lid thereof;

FIG. 7 is a side elevational view of the body thereof; and,

FIG. 8 is a top plan view of the body thereof.

For convenience of illustration, the lid and the body of the holder are shown separated.

1 Claim, 2 Drawing Sheets




FIG.3

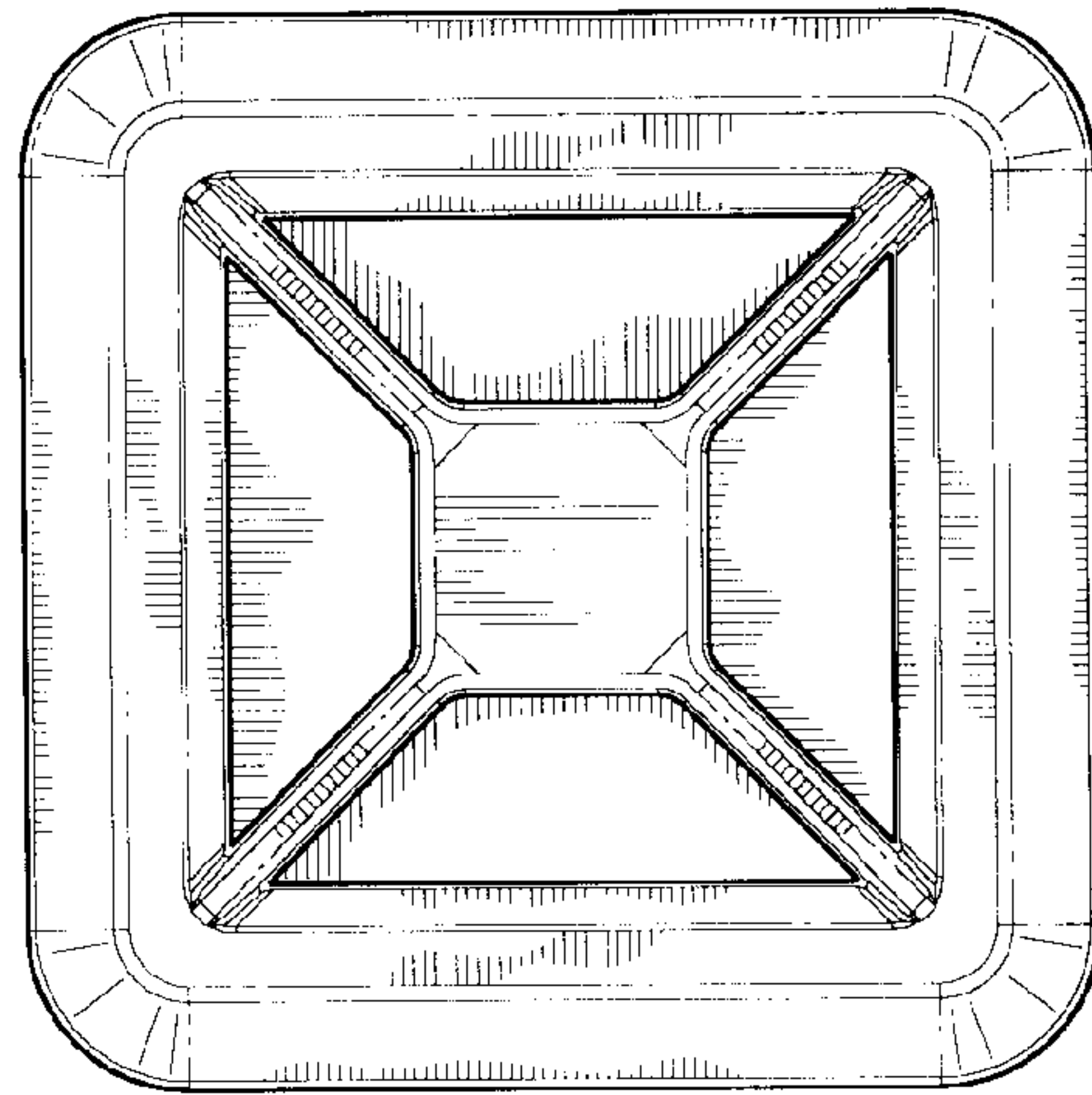


FIG.1




FIG.2




FIG.4

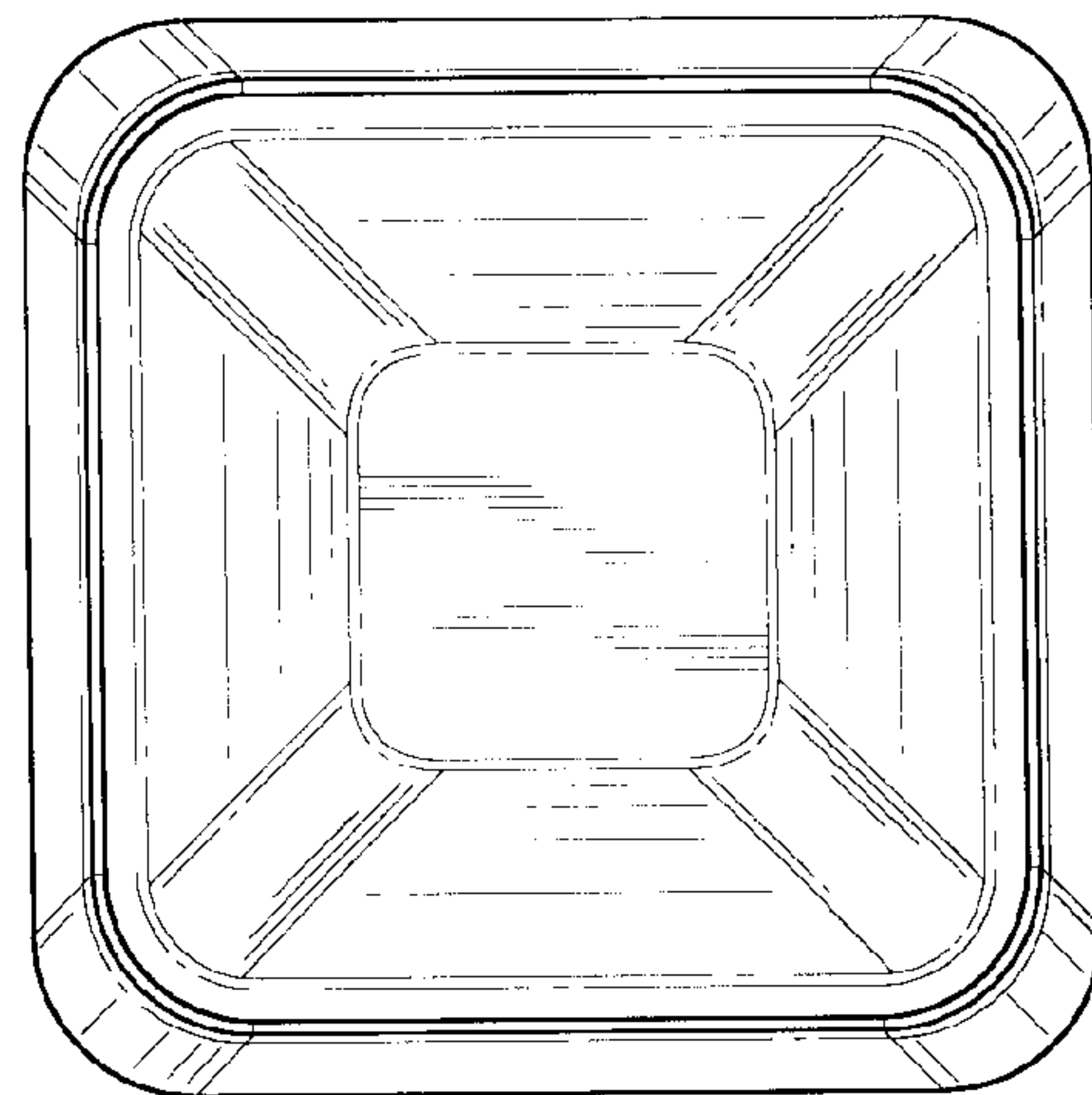


FIG. 8

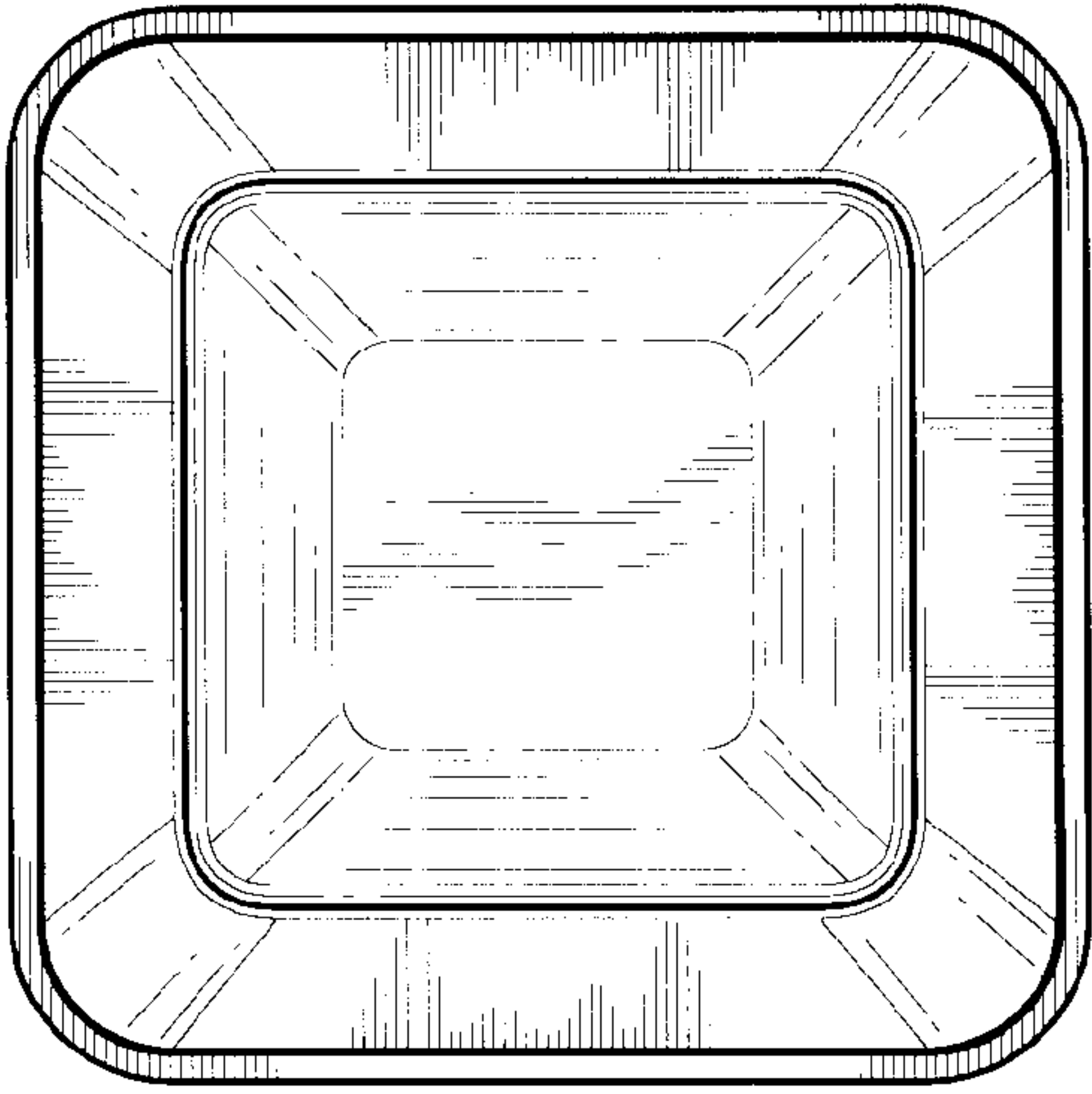


FIG. 7

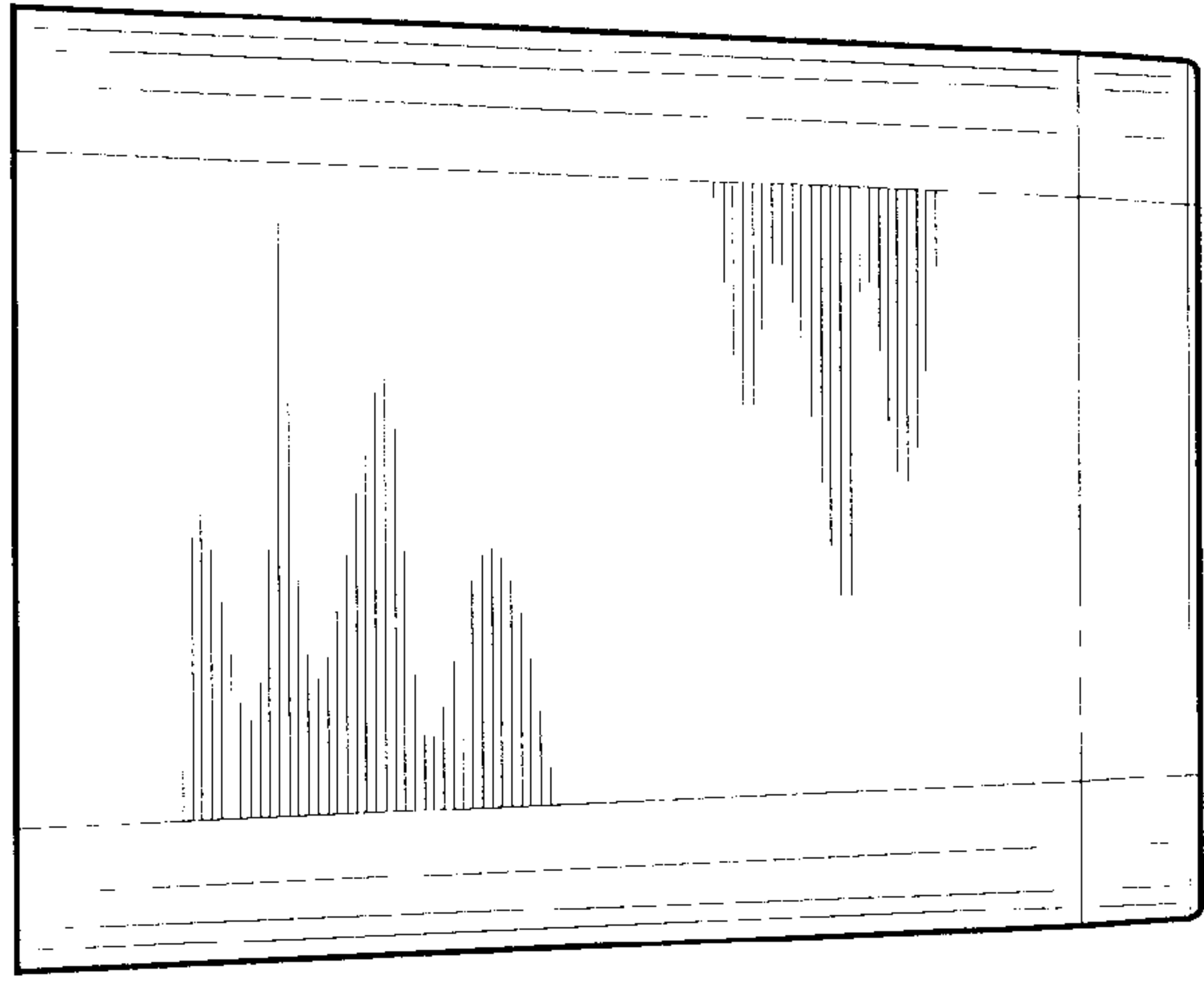


FIG. 5

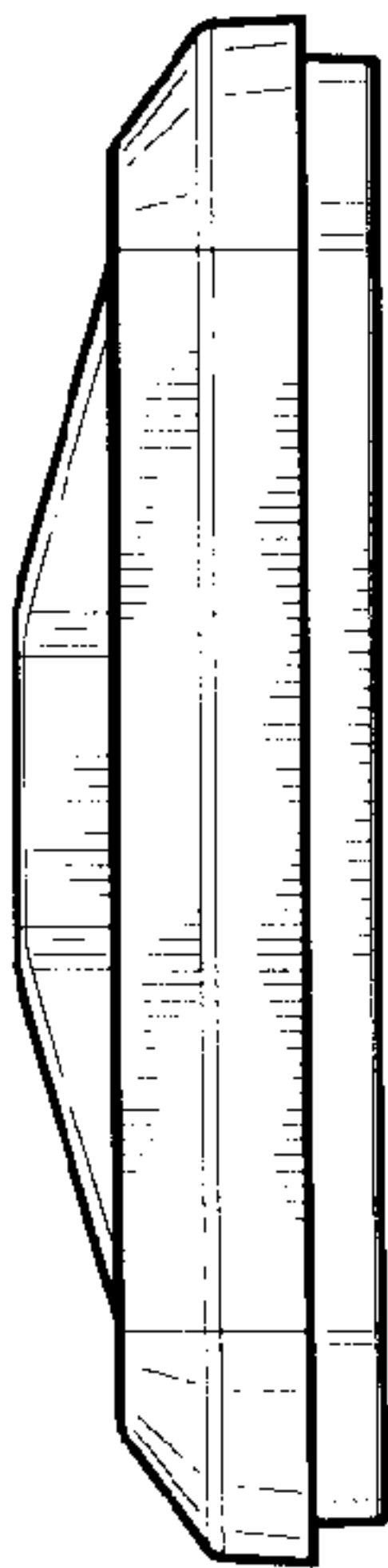


FIG. 6

