



US00D527833S

(12) **United States Design Patent** (10) **Patent No.:** **US D527,833 S**
Walsh et al. (45) **Date of Patent:** **** Sep. 5, 2006**

(54) **DOOR FACING**

(75) Inventors: **Jason M. Walsh**, Batavia, IL (US);
Steven K. Lynch, St. Charles, IL (US);
Mark A. Ruggie, Franklin Park, IL (US)

(73) Assignee: **Masonite Corporation**, Tampa, FL (US)

(**) Term: **14 Years**

(21) Appl. No.: **29/229,215**

(22) Filed: **May 5, 2005**

(51) **LOC (8) Cl.** **25-02**

(52) **U.S. Cl.** **D25/48; D25/138**

(58) **Field of Classification Search** D25/48,
D25/138; 52/455, 474, 630, 783.1, 782.1,
52/783.12, 762, 781.4, 764; 49/504, 501;
428/45

See application file for complete search history.

(56) **References Cited**

U.S. PATENT DOCUMENTS

D255,838 S * 7/1980 Emanuel D25/48
D265,932 S * 8/1982 Simpson D25/48
D304,983 S * 12/1989 Palka D6/492
5,012,616 A * 5/1991 Martin 52/455

5,016,414 A * 5/1991 Wang 52/456
D385,966 S * 11/1997 Katoh D25/48
6,479,128 B1 * 11/2002 Schafernak et al. 428/106
6,615,558 B1 * 9/2003 Libby et al. 52/455

* cited by examiner

Primary Examiner—Doris Clark

(74) *Attorney, Agent, or Firm*—Berenato, White & Stavish, LLC

(57) **CLAIM**

The ornamental design for a door facing, as shown and described.

DESCRIPTION

FIG. 1 is a front perspective view of our design;
FIG. 2 is a front elevational view;
FIG. 3 is a rear elevational view;
FIG. 4 is a top plan view;
FIG. 5 is a bottom plan view;
FIG. 6 is a cross sectional view taken along the line 6—6 of FIG. 2 and viewed in the direction of the arrows;
FIG. 7 is an enlarged fragmentary cross sectional view taken from the left grooved area in FIG. 6;
FIG. 8 is a left side elevational view;
FIG. 9 is a right side elevational view; and,
FIG. 10 is a cross sectional view taken along the line 10—10 of FIG. 2 and viewed in the direction of the arrows.

1 Claim, 6 Drawing Sheets




Fig. 1

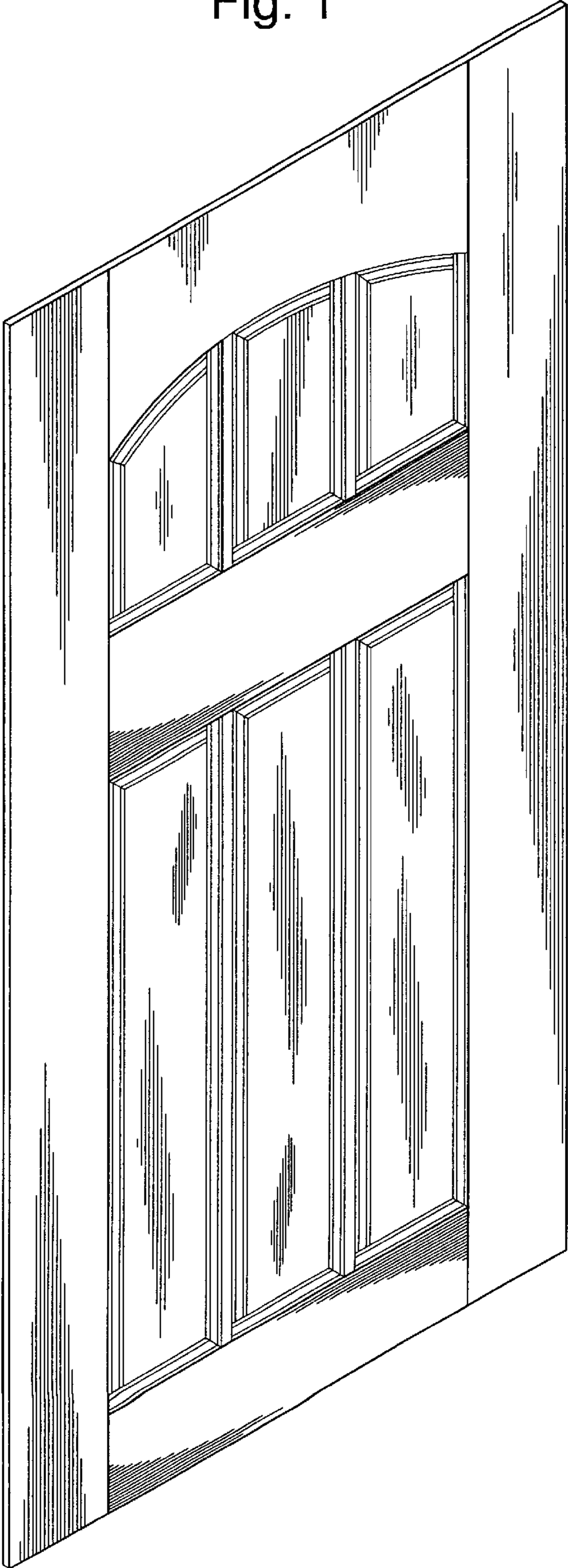


Fig. 2




Fig. 3



Fig. 4

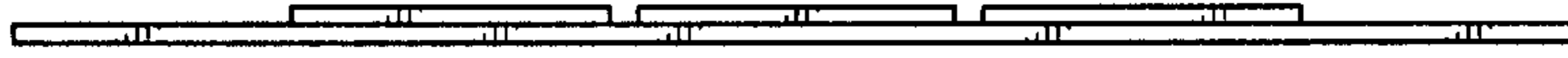


Fig. 5

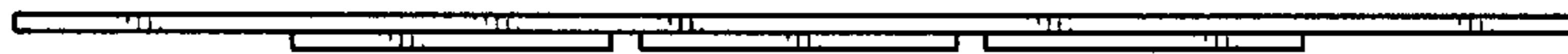


Fig. 6



Fig. 7



Fig. 8



Fig. 9



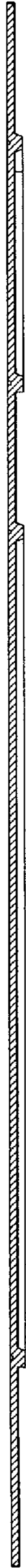


Fig. 10