



US00D527826S

(12) **United States Design Patent** (10) **Patent No.:** **US D527,826 S**
Nace (45) **Date of Patent:** **** Sep. 5, 2006**

(54) **BOOT PAD**

(75) Inventor: **Richard A. Nace**, San Jose (CR)

(73) Assignee: **Ongoing Care Solutions, Inc.**, Pinellas Park, IL (US)

(**) Term: **14 Years**

(21) Appl. No.: **29/216,508**

(22) Filed: **Nov. 4, 2004**

(51) **LOC (8) Cl.** **24-04**

(52) **U.S. Cl.** **D24/192**

(58) **Field of Classification Search** D24/192,
D24/190; 602/1, 5-6, 62, 65, 27-28, 23;
2/911; D2/896, 909, 943, 946, 961
See application file for complete search history.

(56) **References Cited**

U.S. PATENT DOCUMENTS

| | | | | | | |
|-----------|---|---|---------|--------------|-------|---------|
| 5,078,128 | A | * | 1/1992 | Grim et al. | | 602/23 |
| D337,876 | S | * | 8/1993 | Kilbey | | D24/192 |
| 5,425,701 | A | * | 6/1995 | Oster et al. | | 602/27 |
| 5,593,383 | A | * | 1/1997 | DeToro | | 602/27 |
| D384,746 | S | * | 10/1997 | Varn | | D24/192 |
| D425,993 | S | * | 5/2000 | Bzoch | | D24/192 |

* cited by examiner

Primary Examiner—Louis S. Zarfaz

Assistant Examiner—Daniel Yu

(74) *Attorney, Agent, or Firm*—Larson & Larson, PA;
Herbert W. Larson

(57) **CLAIM**

The ornamental design for a boot pad, as shown and described.

DESCRIPTION

FIG. 1 is a bottom plan view of the boot pad showing my novel design;

FIG. 2 is a top plan view thereof;

FIG. 3 is a left side view thereof;

FIG. 4 is a right side view thereof;

FIG. 5 is a front elevational view thereof;

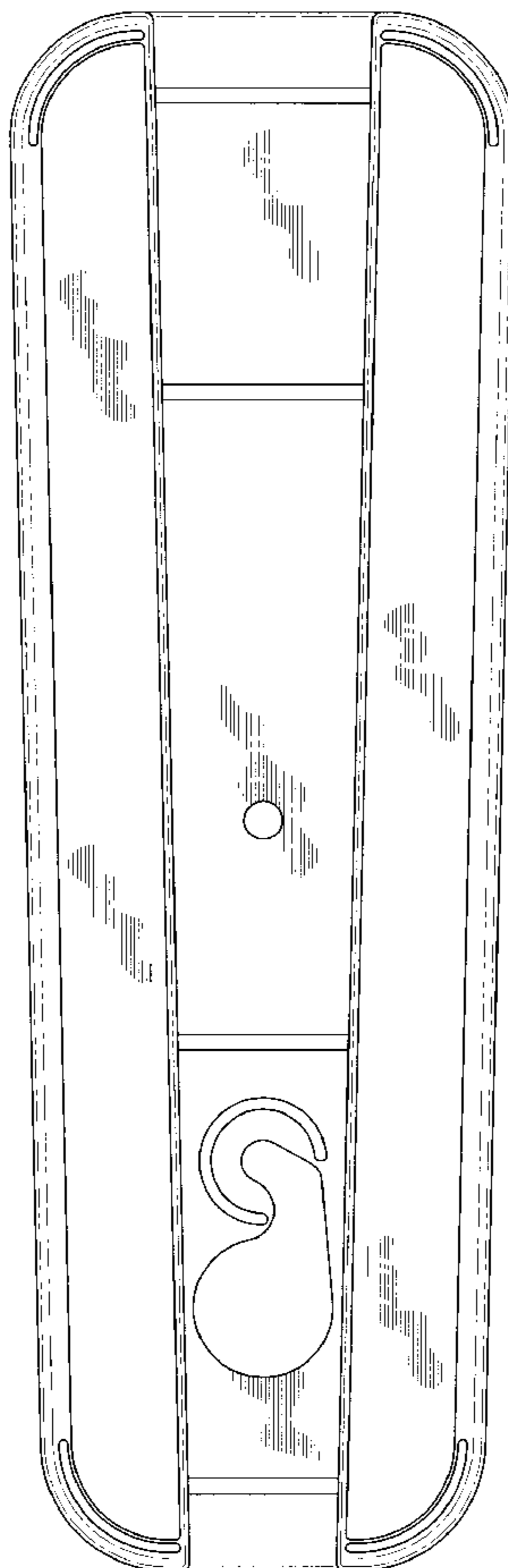
FIG. 6 is a rear elevational view thereof;

FIG. 7 is a top perspective view of the boot pad of the present invention; and,

FIG. 8 is a bottom perspective view of the boot pad of the present invention as shown mounted to an ankle/foot orthosis.

The broken lines shown in FIG. 8 are for illustrative purposes only and form no part of the claimed design.

1 Claim, 5 Drawing Sheets



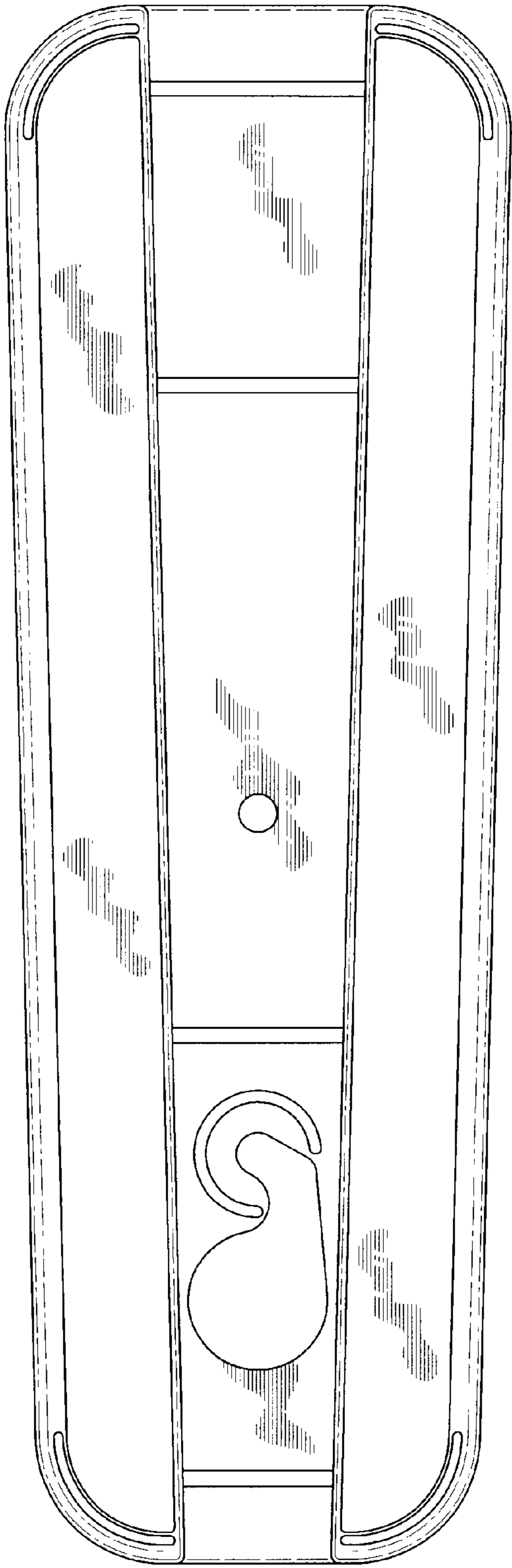


FIG. 1

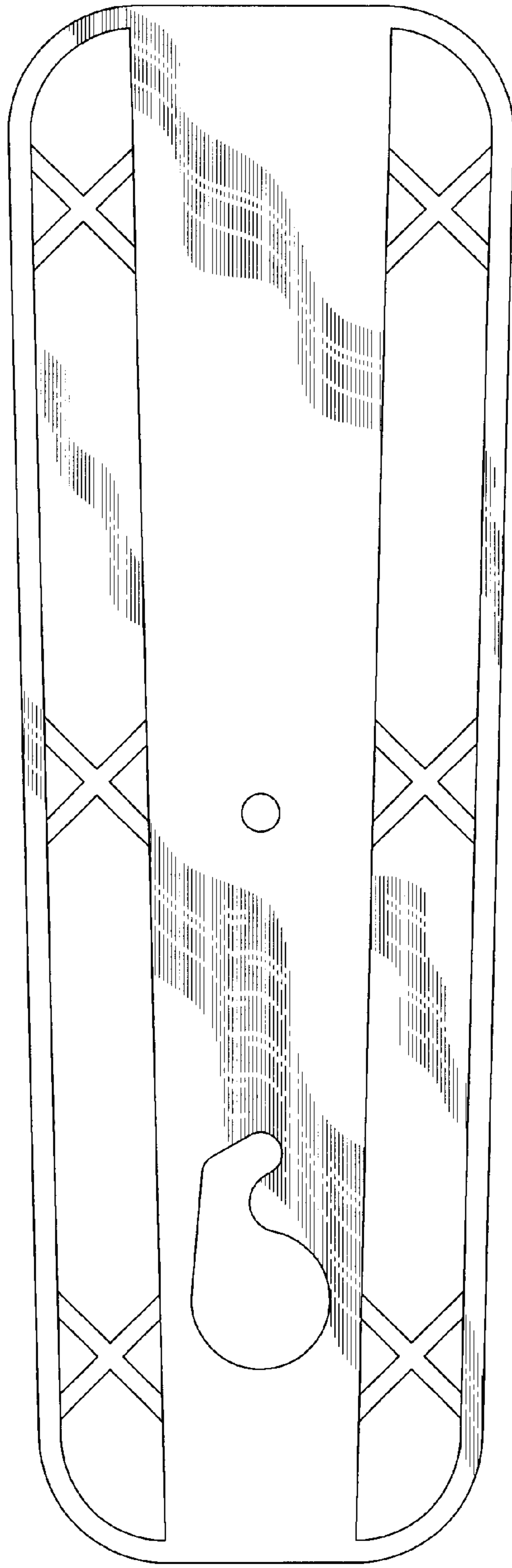


FIG. 2

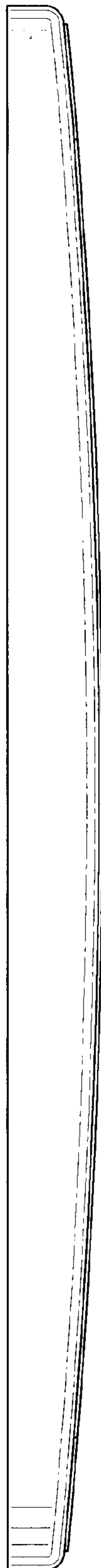


FIG. 3




FIG. 4




FIG. 5




FIG. 6

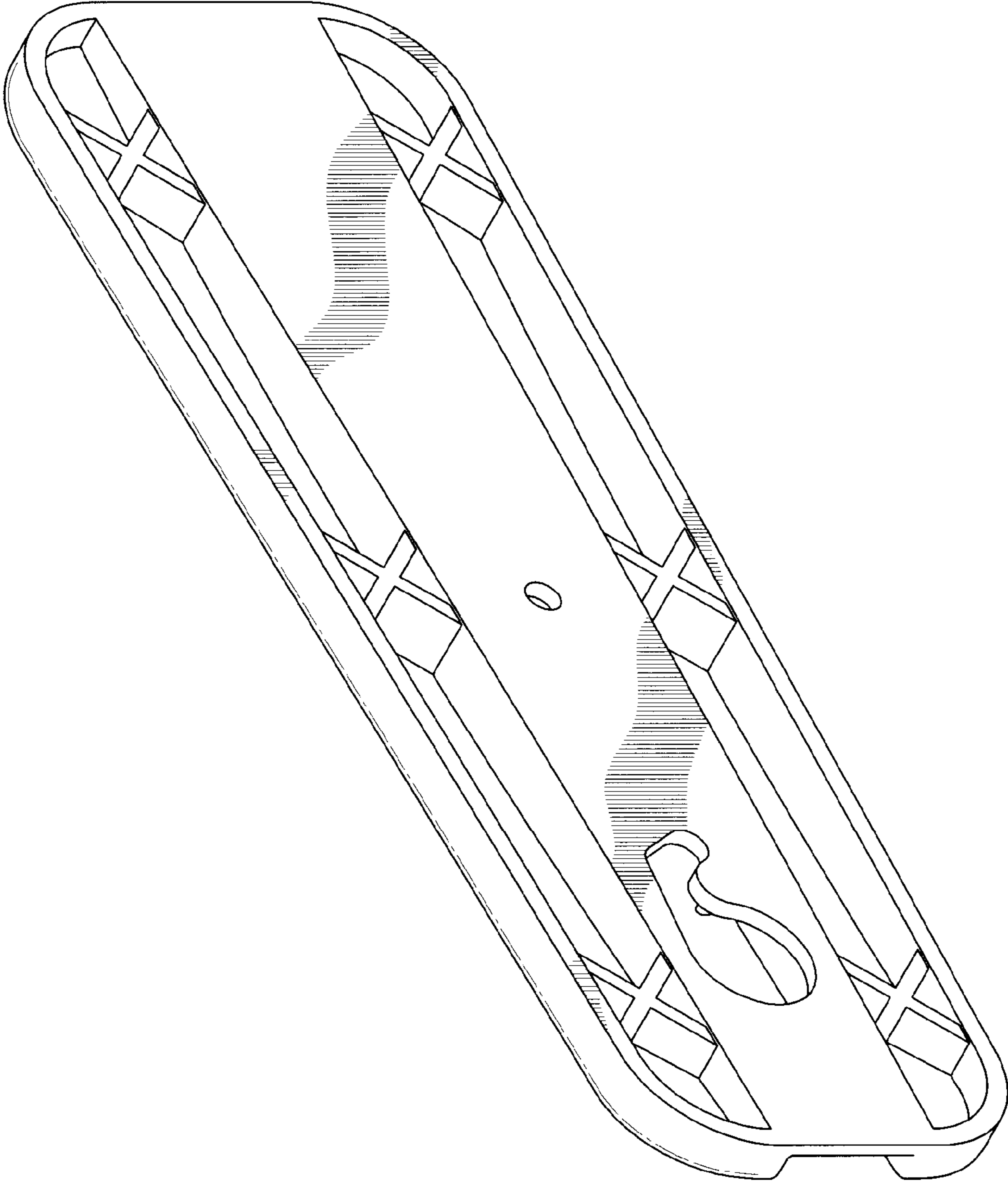


FIG. 7

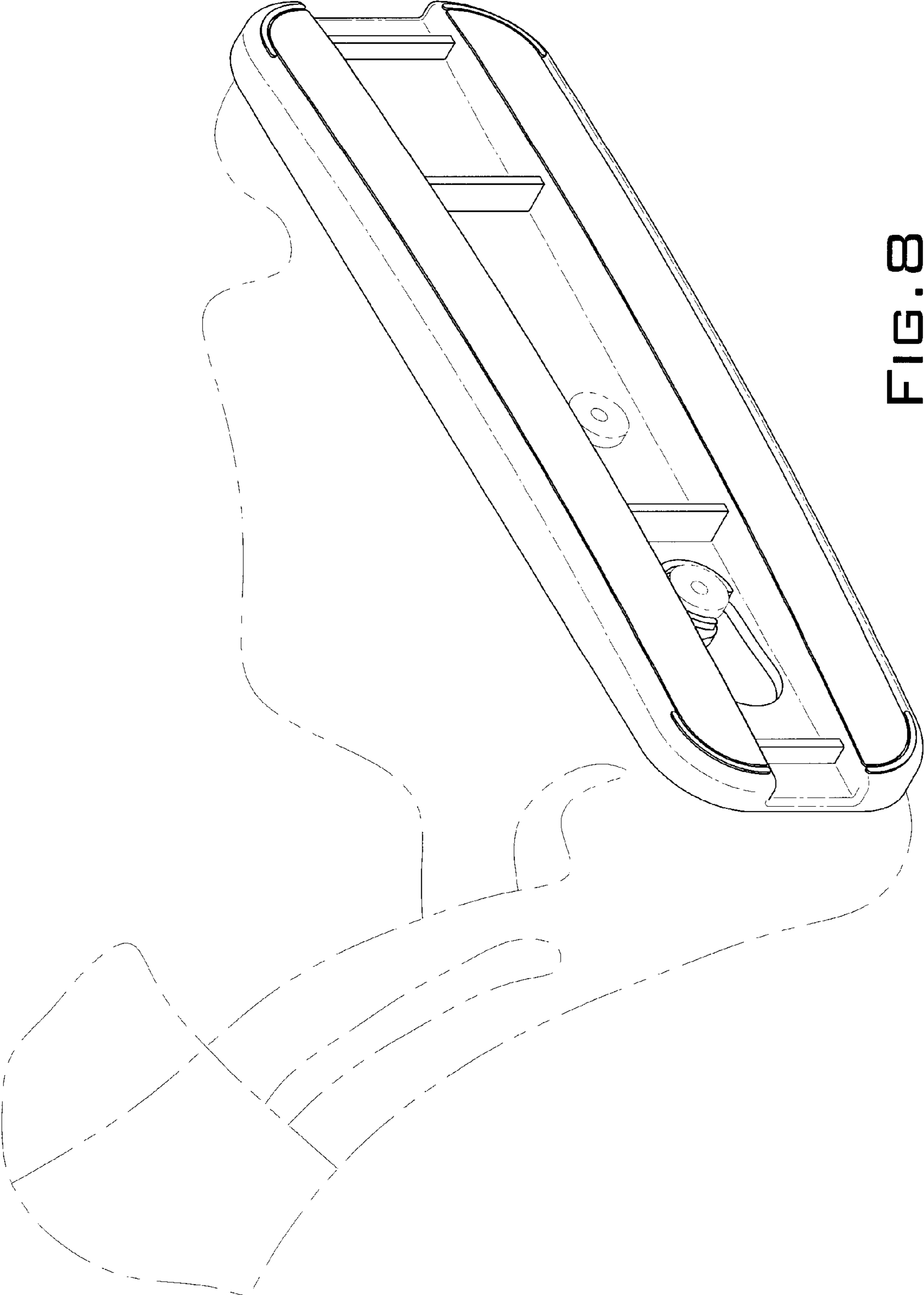


FIG. 8