



US00D527823S

(12) **United States Design Patent**  
**Levinson**

(10) **Patent No.:** **US D527,823 S**

(45) **Date of Patent:** **\*\* Sep. 5, 2006**

(54) **MEDICAL DEVICE PAD**

(75) Inventor: **Mitchell Levinson**, Pleasanton, CA  
(US)

(73) Assignee: **Thermage, Inc.**, Hayward, CA (US)

(\*\*) Term: **14 Years**

(21) Appl. No.: **29/175,531**

(22) Filed: **Feb. 5, 2003**

(51) **LOC (8) Cl.** ..... **24-04**

(52) **U.S. Cl.** ..... **D24/187**

(58) **Field of Classification Search** ..... D24/168;  
D13/133, 147, 154; 607/149, 115, 148, 153,  
607/152; 600/392, 382, 394, 384, 386, 391,  
600/372

See application file for complete search history.

(56) **References Cited**

**U.S. PATENT DOCUMENTS**

D273,514 S \* 4/1984 Heilman et al. .... D24/168  
4,524,087 A \* 6/1985 Engel ..... 600/392  
4,722,761 A \* 2/1988 Cartmell et al. .... 607/152

5,326,272 A \* 7/1994 Harhen et al. .... 600/394  
5,456,710 A \* 10/1995 Gadsby ..... 607/142  
5,496,363 A \* 3/1996 Burgio et al. .... 607/152  
5,520,683 A \* 5/1996 Subramaniam et al. .... 607/149  
5,964,703 A \* 10/1999 Goodman et al. .... 600/382  
D457,634 S \* 5/2002 Rouns et al. .... D24/168

\* cited by examiner

*Primary Examiner*—Ian Simmons

*Assistant Examiner*—Christopher Lee

(74) *Attorney, Agent, or Firm*—Wood, Herron & Evans,  
L.L.P.

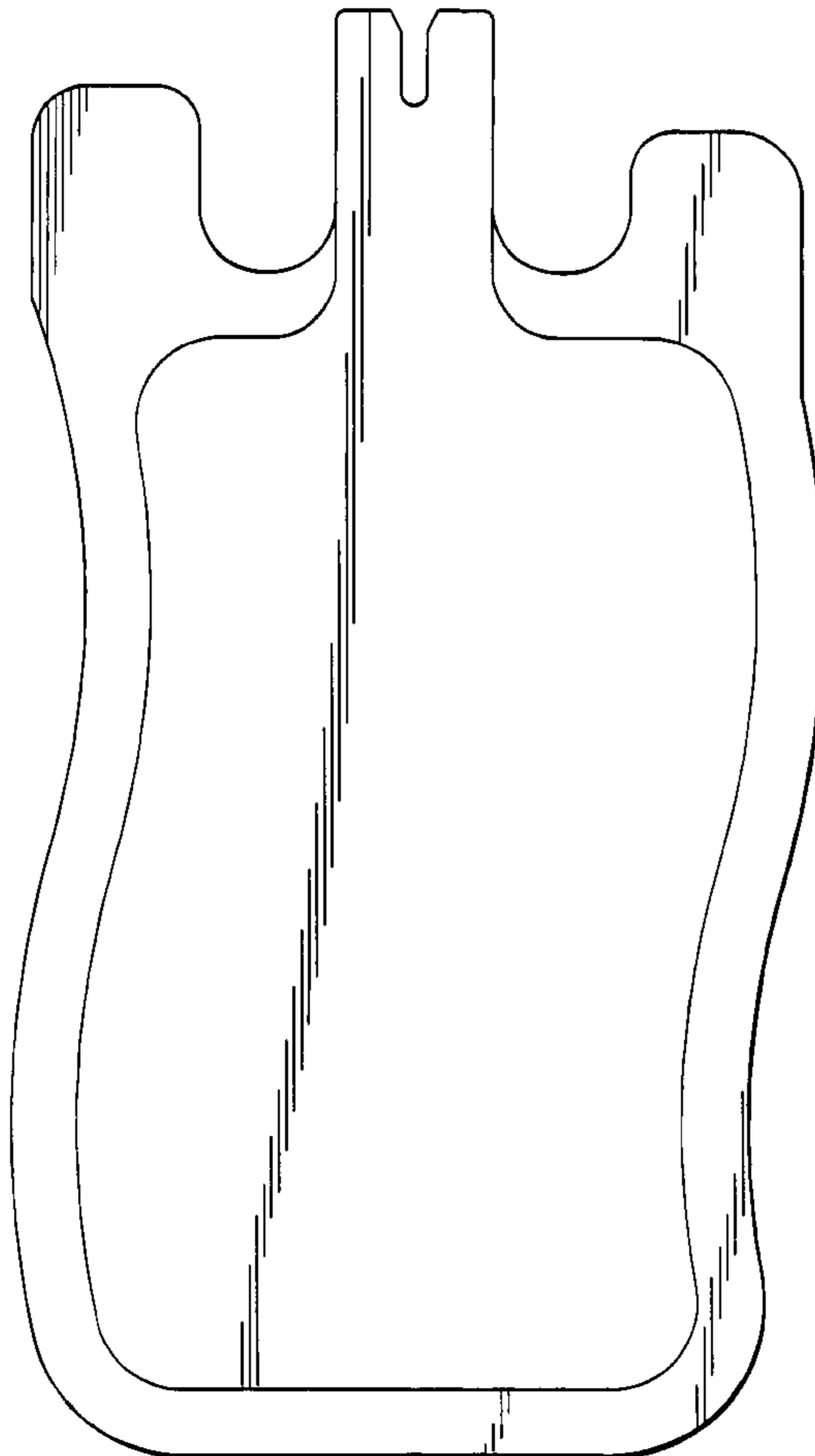
(57) **CLAIM**

The ornamental design for a medical device pad, as shown.

**DESCRIPTION**

FIG. 1 is a front view of the pad.  
FIG. 2 is a back view of the pad.  
FIG. 3 is a right side view of the pad.  
FIG. 4 is a top view of the pad.  
FIG. 5 is a bottom view of the pad; and,  
FIG. 6 is a left side view of the pad.

**1 Claim, 3 Drawing Sheets**



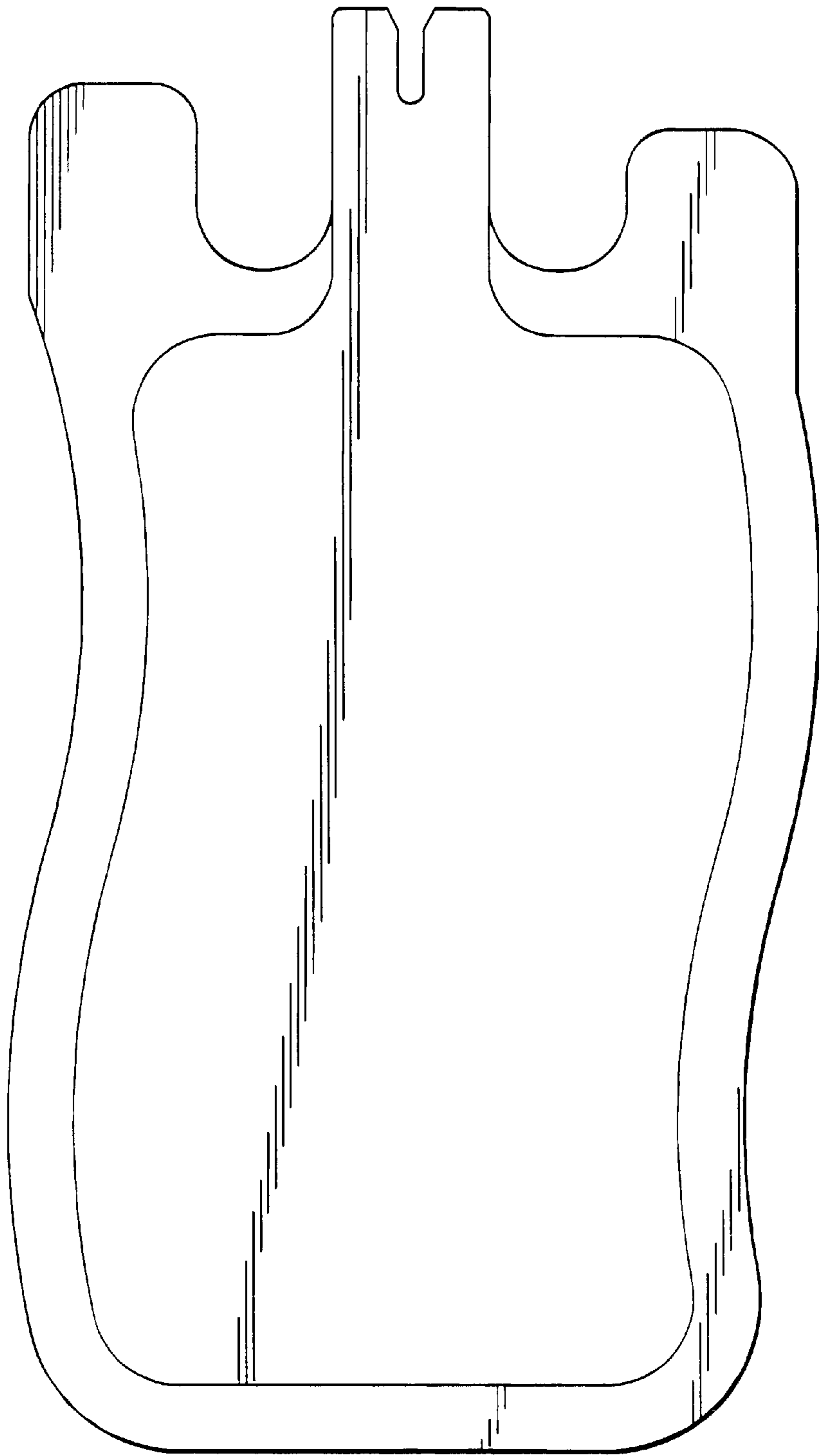


FIG. 1

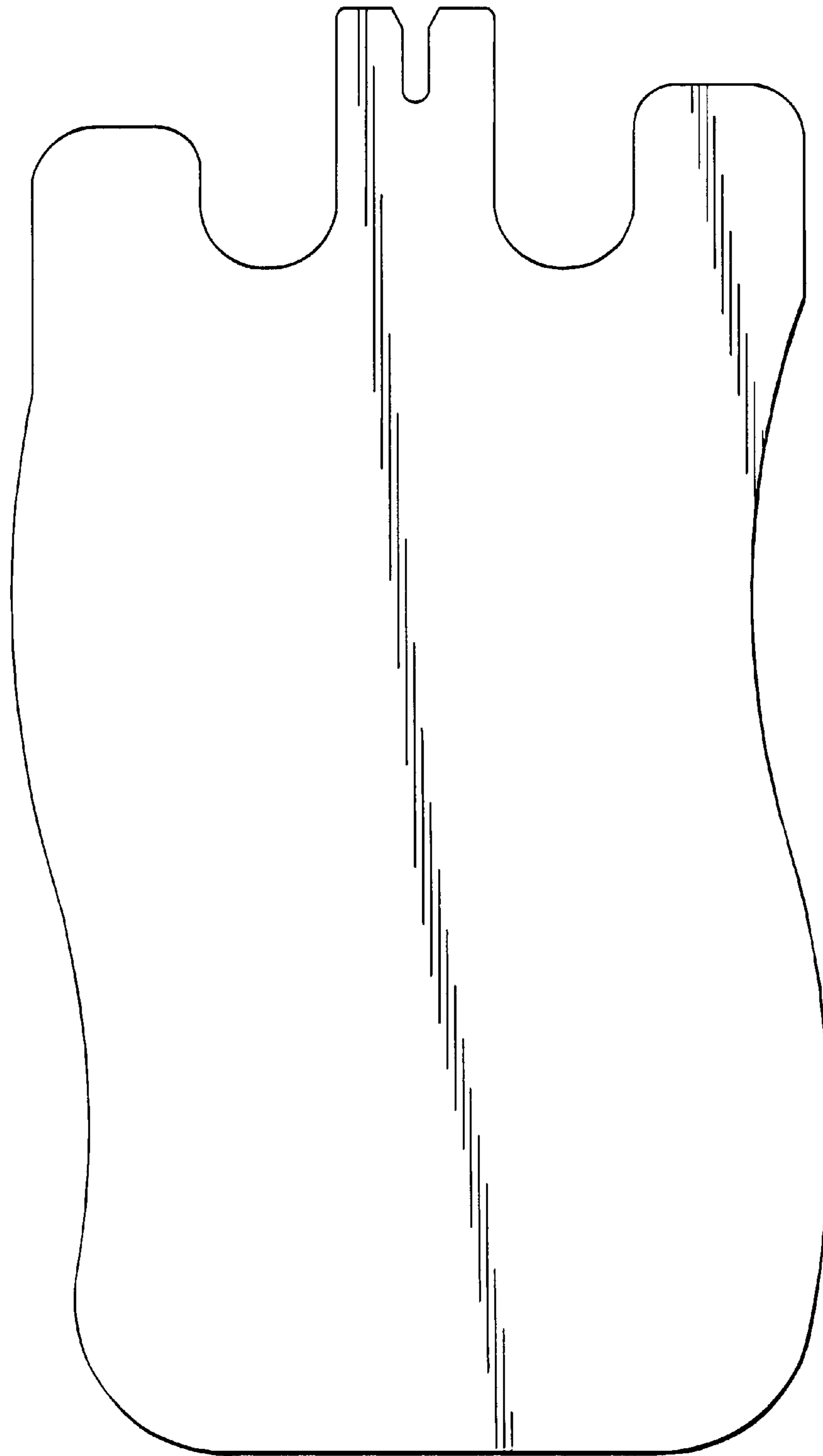


FIG. 2



**FIG. 3**



**FIG. 4**



**FIG. 5**



**FIG. 6**