



US00D527790S

(12) **United States Design Patent** (10) **Patent No.:** **US D527,790 S**
Hughes et al. (45) **Date of Patent:** **** Sep. 5, 2006**

(54) **SHOWER WAND**

(75) Inventors: **Aaron Hughes**, Ft. Lauderdale, FL
 (US); **Jeff DeBoer**, Ann Arbor, MI
 (US); **Curt Bailey**, Birmingham, MI
 (US); **Noah Dingler**, Waterford, MI
 (US); **Dominic Daunter**, Howell, MI
 (US)

(73) Assignee: **Alsons Corporation**, Hillsdale, MI
 (US)

(**) Term: **14 Years**

(21) Appl. No.: **29/232,148**

(22) Filed: **Jun. 15, 2005**

Related U.S. Application Data

(63) Continuation of application No. 29/197,106, filed on Jan. 9, 2004.

(51) **LOC (8) Cl.** **23-01**

(52) **U.S. Cl.** **D23/213**

(58) **Field of Classification Search** D23/213,
 D23/223, 226, 229, 230; 239/282, 283
 See application file for complete search history.

(56) **References Cited**

U.S. PATENT DOCUMENTS

5,499,767 A * 3/1996 Morand 239/383
 D405,158 S * 2/1999 Hagen D23/213
 D484,569 S * 12/2003 Douglas D23/213
 D496,712 S * 9/2004 Schiller et al. D23/229

* cited by examiner

Primary Examiner—Robin Webster

(74) *Attorney, Agent, or Firm*—Edgar A. Zarins; Lloyd D. Doigan

(57) **CLAIM**

The ornamental design for a shower wand, as shown and described.

DESCRIPTION

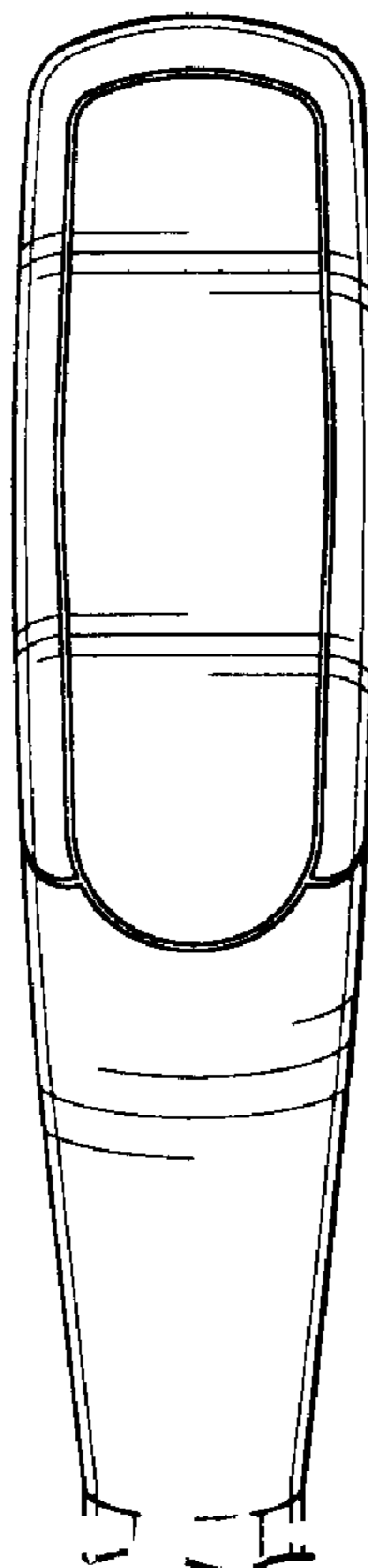
FIG. 1 is a front elevational view of a shower wand showing our new design;

FIG. 2 is a right side view thereof, the opposite side being a mirror image of the side shown; and,

FIG. 3 is a top plan view thereof.

The broken line showing is for illustrative purposes only and forms no part of the claimed design.

1 Claim, 1 Drawing Sheet



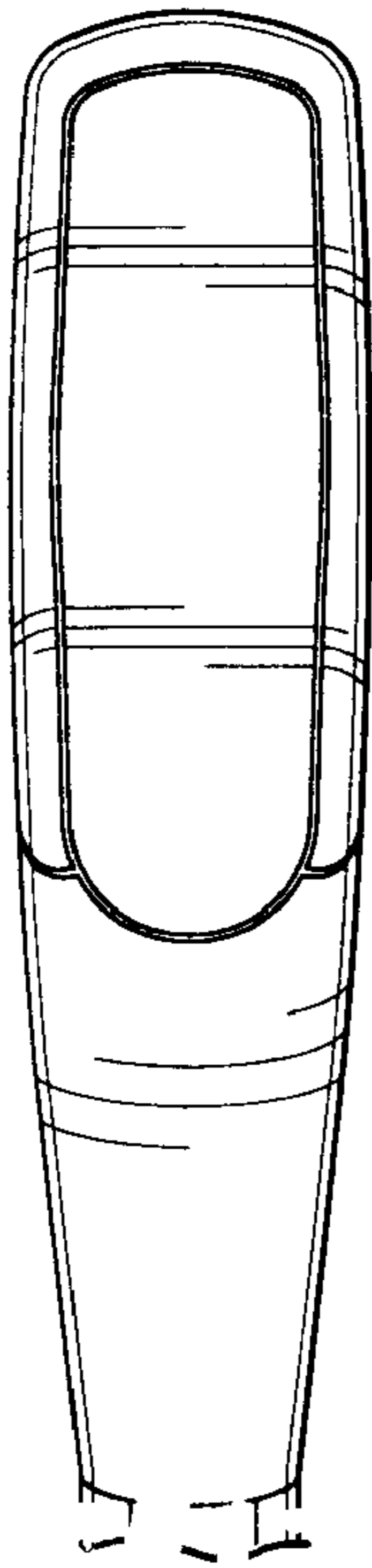


Fig-1

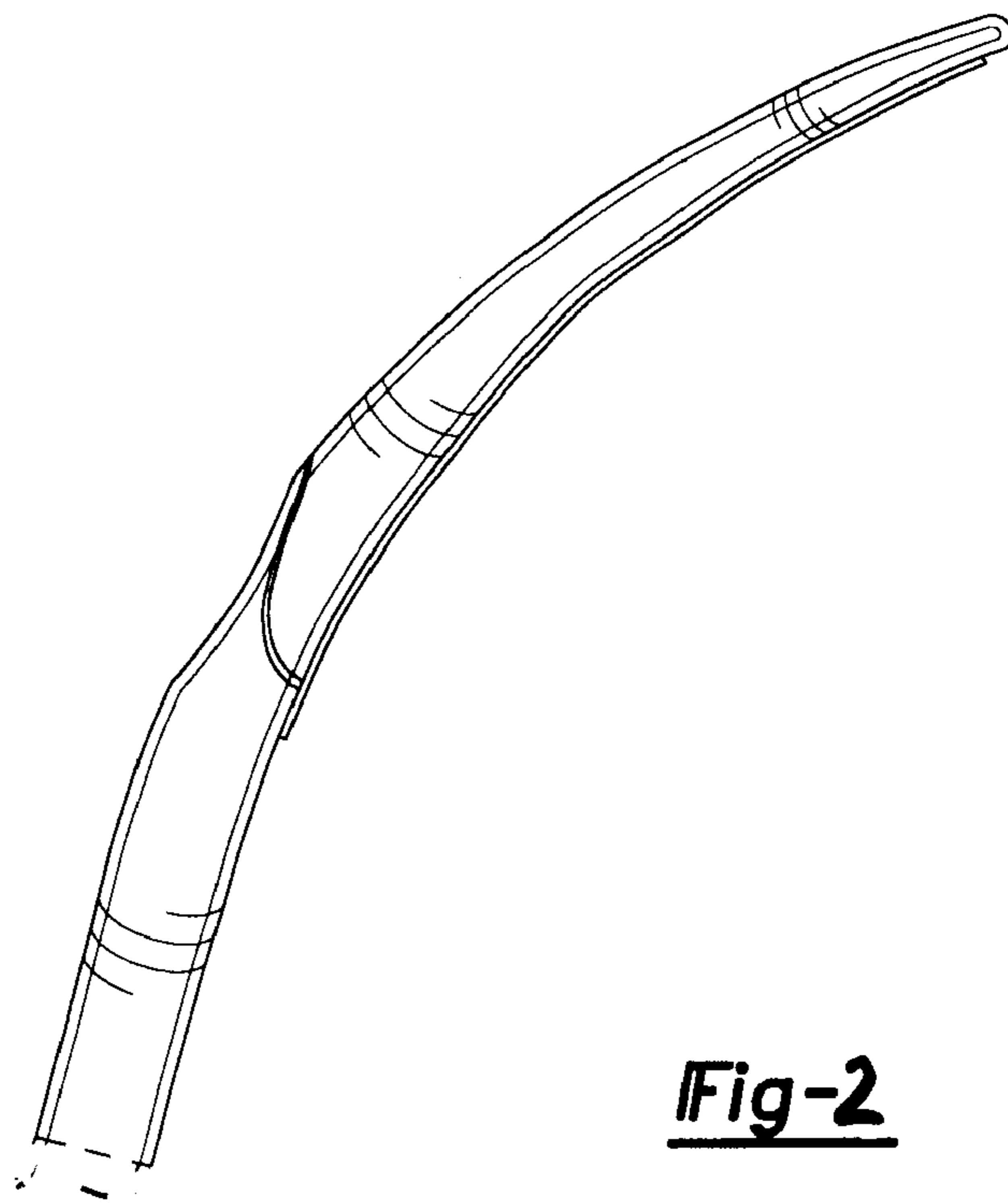


Fig-2

Fig-3

