

US00D527786S

(12) **United States Design Patent**  
**Wehner**

(10) **Patent No.:** **US D527,786 S**

(45) **Date of Patent:** **\*\* Sep. 5, 2006**

(54) **ENCLOSURE**

(76) **Inventor:** **Scott Wehner**, 4407 W. Stanley Rd.,  
Mt. Morris, MI (US) 48458

(\*\*) **Term:** **14 Years**

(21) **Appl. No.:** **29/211,074**

(22) **Filed:** **Aug. 11, 2004**

**Related U.S. Application Data**

(63) Continuation of application No. 10/889,675, filed on Jul. 13, 2004.

(51) **LOC (8) Cl.** ..... **21-04**

(52) **U.S. Cl.** ..... **D21/834**

(58) **Field of Classification Search** ..... D21/834-839;  
D25/13, 16-20, 26, 56; 135/87, 100, 121,  
135/124, 126, 128, 135, 136, 143, 156, 901,  
135/902; 446/487, 478

See application file for complete search history.

(56) **References Cited**

**U.S. PATENT DOCUMENTS**

D193,051 S	*	6/1962	Jacobs	.....	D21/838
3,941,140 A		3/1976	Beavers		
3,960,161 A	*	6/1976	Norman	.....	135/126
4,026,312 A	*	5/1977	Beavers	.....	135/147
D261,793 S	*	11/1981	Ferguson	.....	D21/834
4,941,499 A	*	7/1990	Pelsue et al.	.....	135/125
5,137,044 A	*	8/1992	Brady	.....	135/126
5,394,897 A	*	3/1995	Ritchey et al.	.....	135/124
D382,623 S	*	8/1997	Bohart	.....	D21/834

D383,518 S	*	9/1997	Bohart	.....	D21/834
D429,307 S	*	8/2000	Wu et al.	.....	D21/834
6,694,994 B1	*	2/2004	Zheng	.....	135/126
D493,505 S	*	7/2004	Arthur	.....	D21/834
6,851,439 B1	*	2/2005	Zheng	.....	135/126

**OTHER PUBLICATIONS**

Ameristep Quality Hunting, 2002.  
Ameristep Quality Hunting—A Step Above, 2003 Product Catalog.

\* cited by examiner

*Primary Examiner*—Holly Baynham  
*Assistant Examiner*—Cynthia M. Chin  
(74) *Attorney, Agent, or Firm*—Young & Basile, P.C.

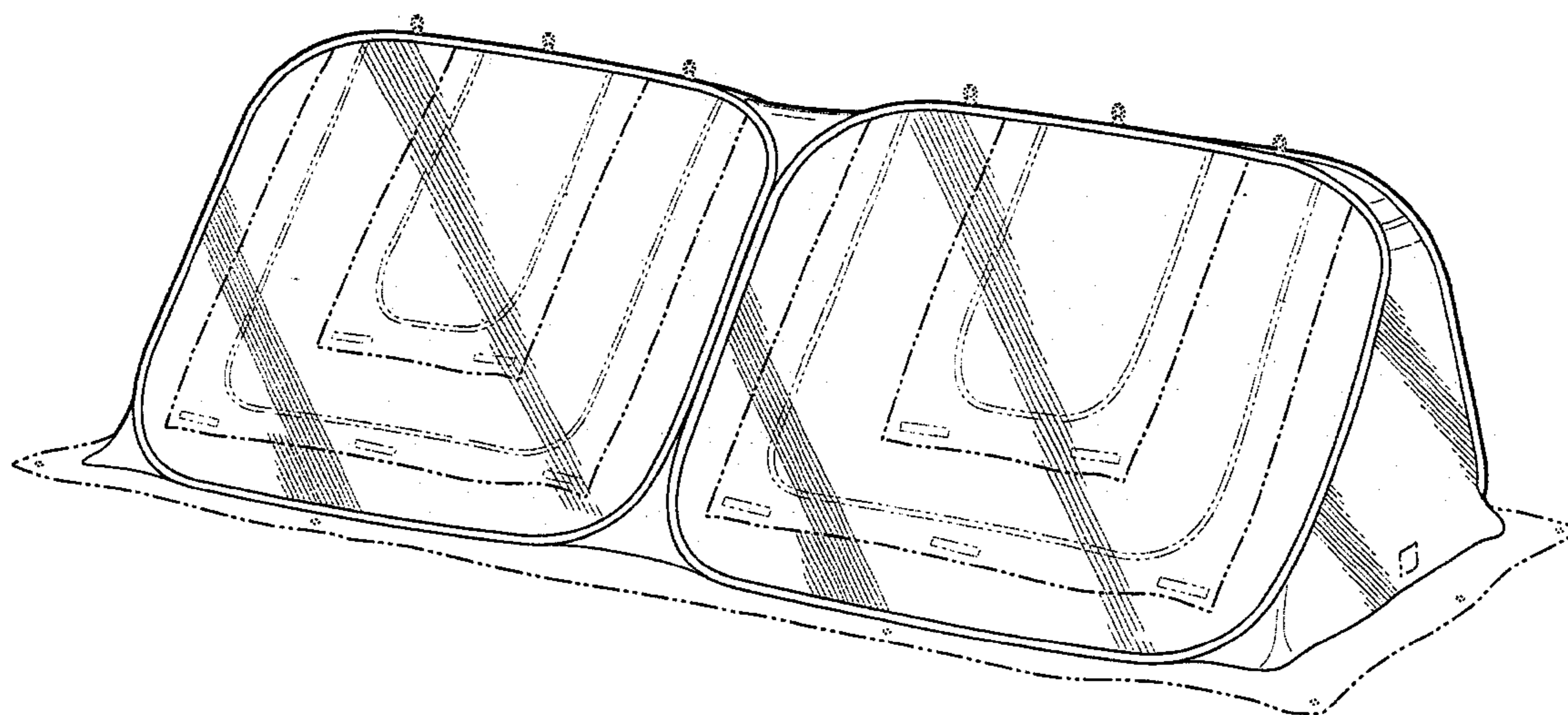
(57) **CLAIM**

The ornamental design for an enclosure, as shown and described.

**DESCRIPTION**

FIG. 1 is a perspective view of the enclosure showing my new design;  
FIG. 2 is a front elevational view of the enclosure of FIG. 1, the rear being identical thereto;  
FIG. 3 is a side elevational view of the enclosure of FIG. 1, the opposite side being identical thereto;  
FIG. 4 is a top plan view of the enclosure of FIG. 1; and,  
FIG. 5 is a bottom plan view of the enclosure of FIG. 1.  
The broken lines showing additional detail are for illustrative purposes only and form no part of the claimed design.

**1 Claim, 3 Drawing Sheets**



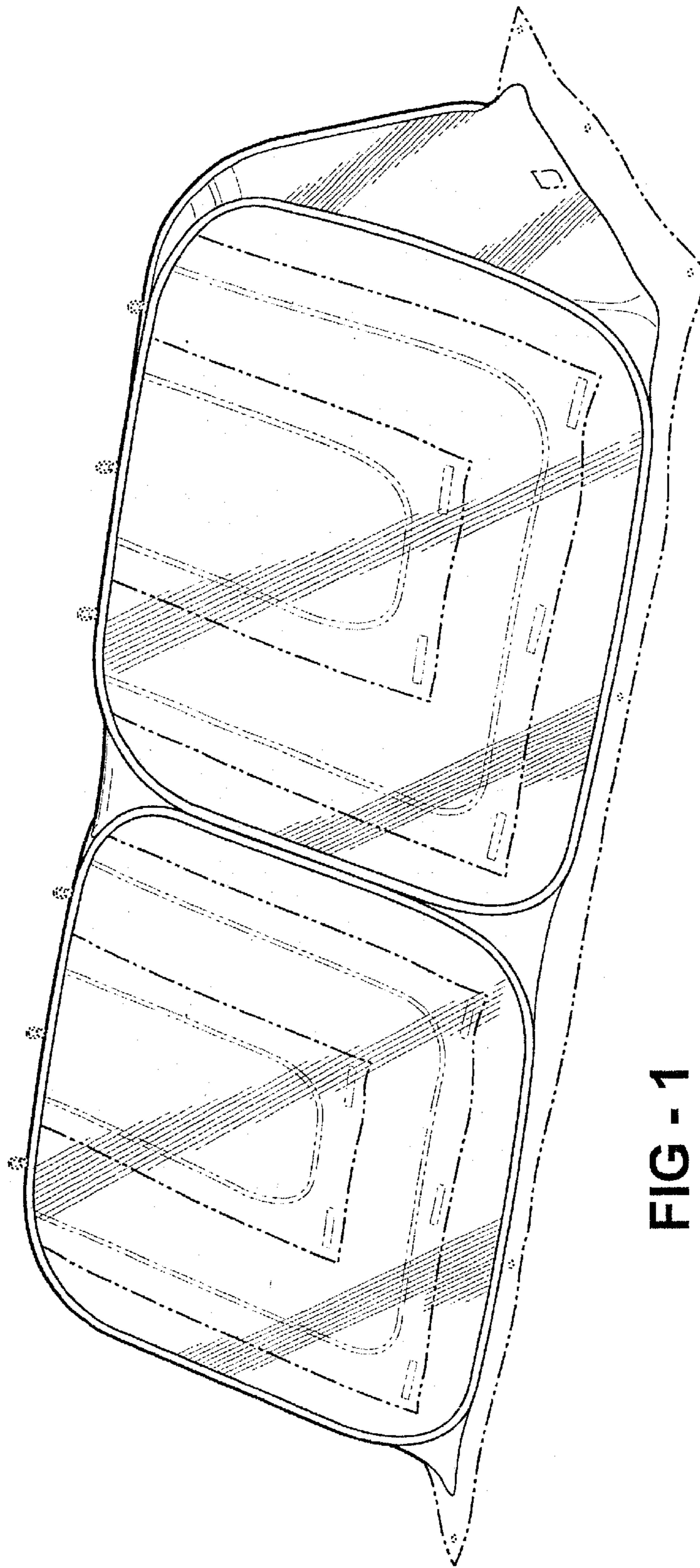


FIG - 1

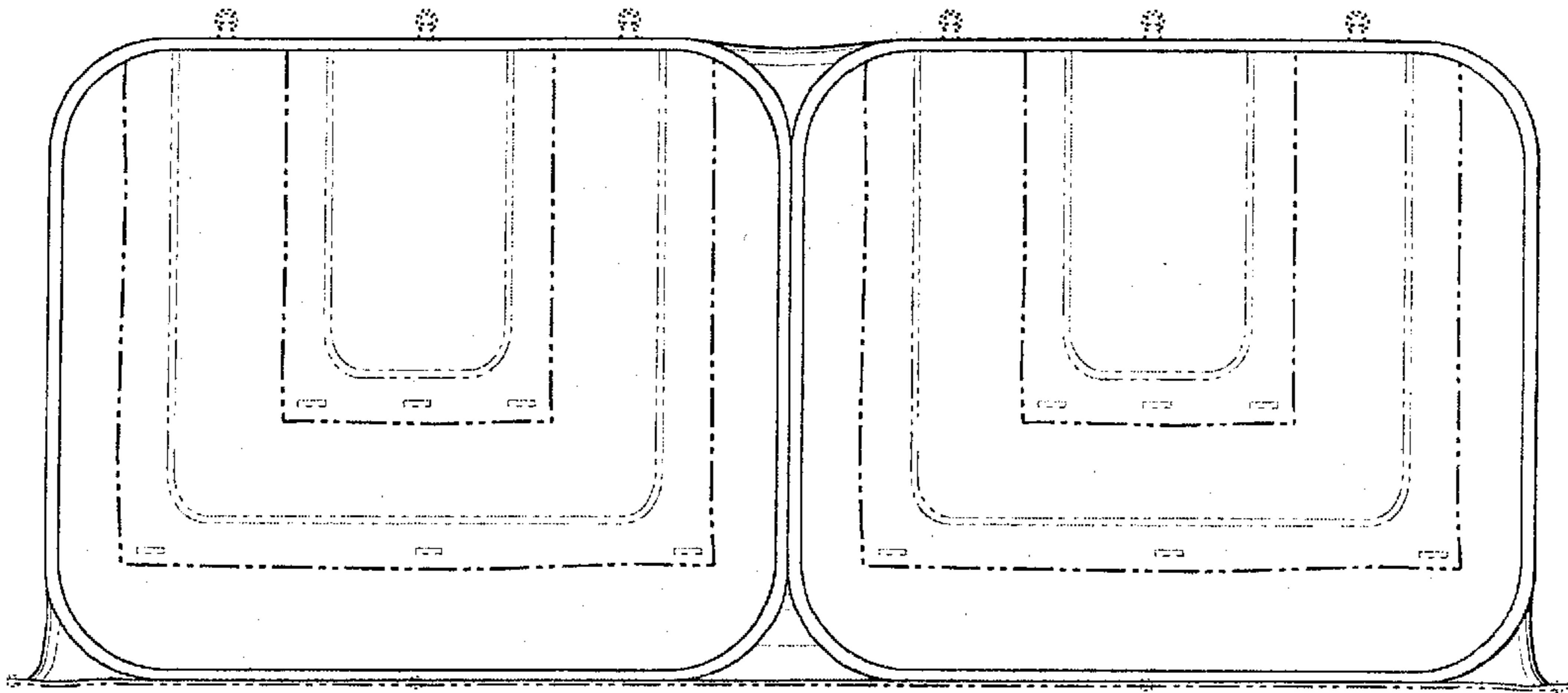


FIG - 2

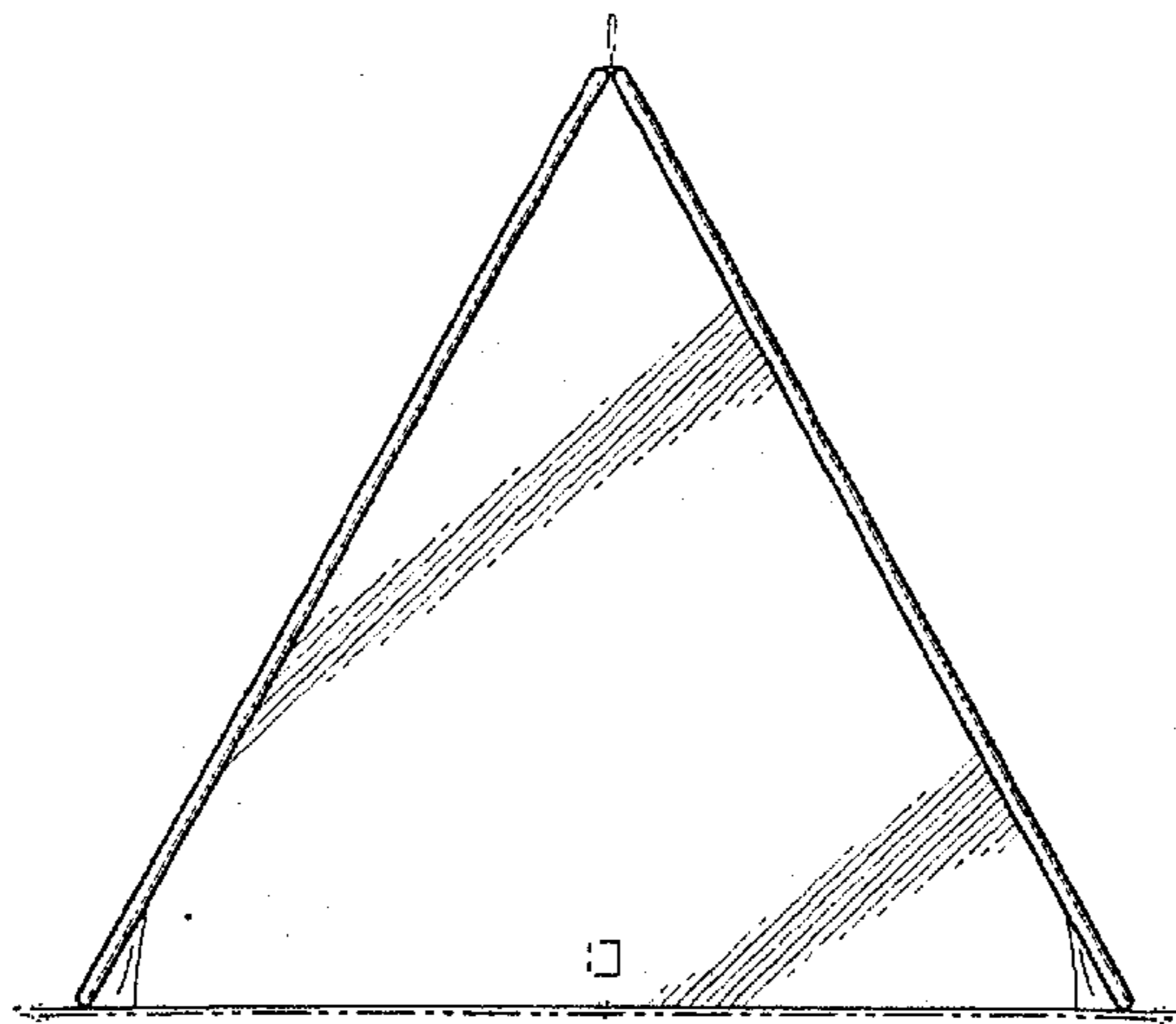


FIG - 3

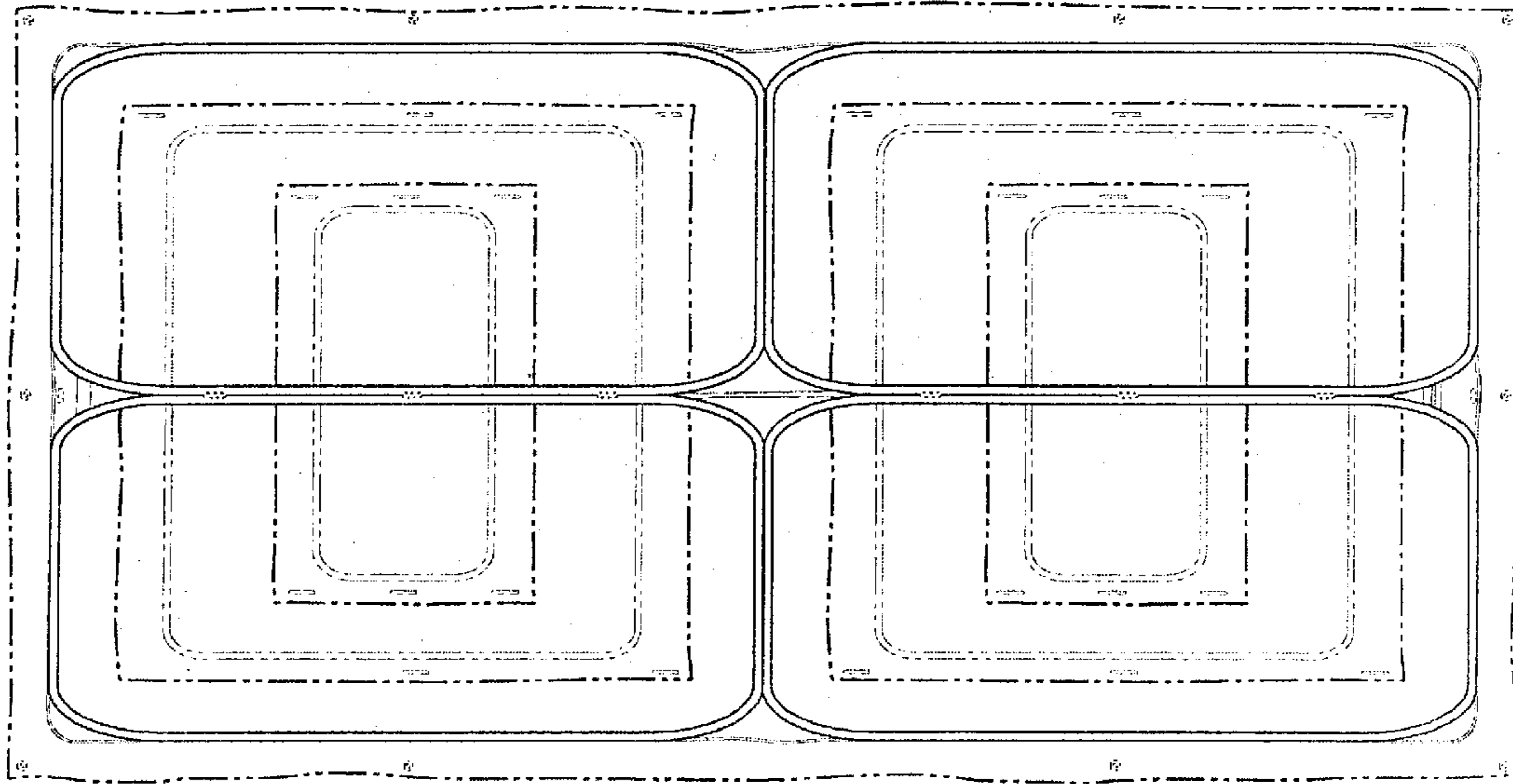


FIG - 4

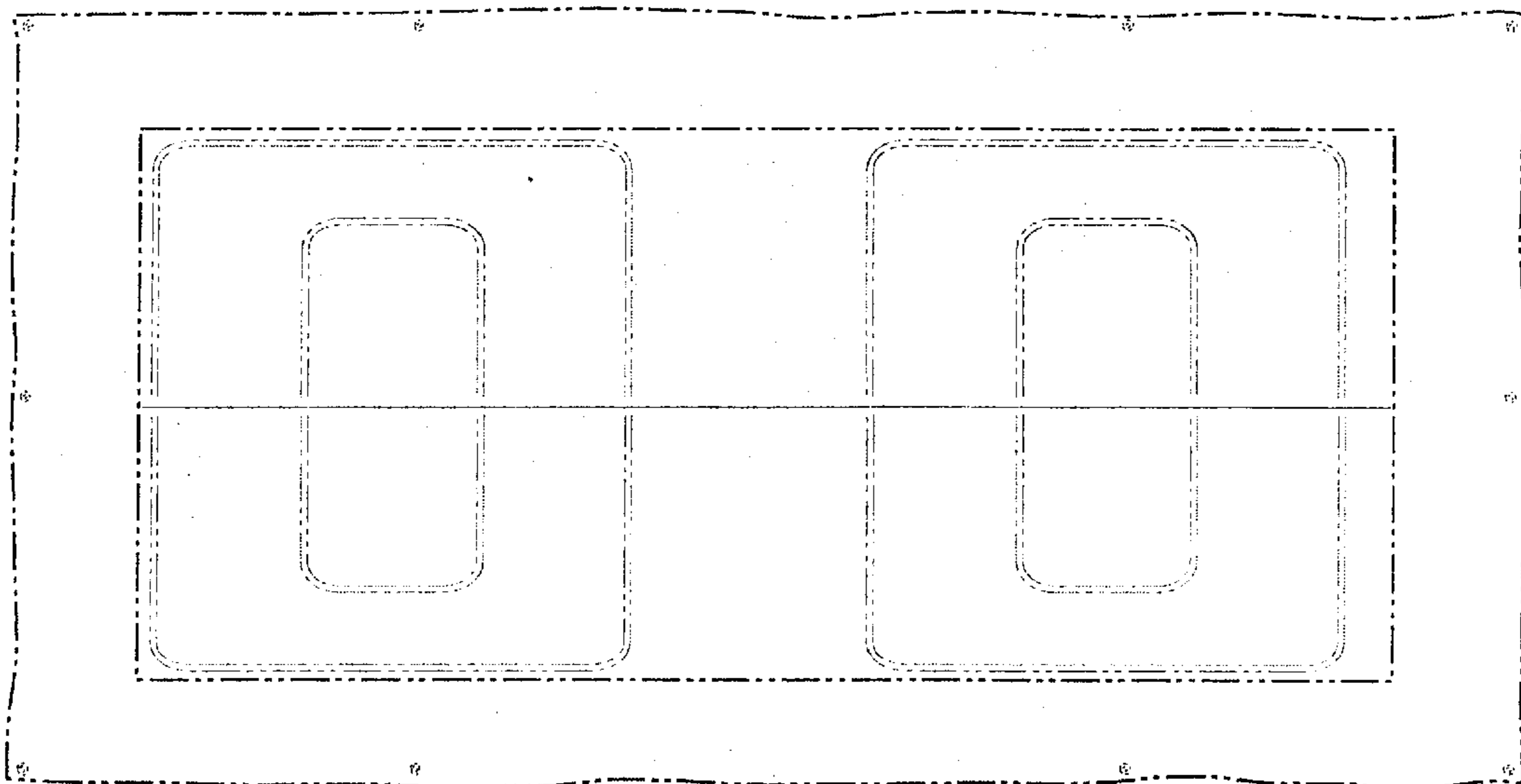


FIG - 5