

US00D527782S

(12) **United States Design Patent**  
**Coryatt**

(10) **Patent No.:** **US D527,782 S**

(45) **Date of Patent:** **\*\* Sep. 5, 2006**

(54) **BASKETBALL SHOOTING TRAINING  
DEVICE**

(75) **Inventor:** **Quentin Coryatt**, Sugar Land, TX (US)

(73) **Assignee:** **Perfect Jumper, LP**, Houston, TX (US)

(\*\*) **Term:** **14 Years**

(21) **Appl. No.:** **29/220,926**

(22) **Filed:** **Jan. 7, 2005**

(51) **LOC (8) Cl.** ..... **21-02**

(52) **U.S. Cl.** ..... **D21/781**

(58) **Field of Classification Search** ..... D21/698,  
D21/699, 701-715, 781; 473/415, 422, 446-448,  
473/472, 476, 479-489

See application file for complete search history.

(56) **References Cited**

**U.S. PATENT DOCUMENTS**

1,904,836 A	4/1933	Peoples	
2,708,576 A	5/1955	Verkuilen	
2,918,283 A	12/1959	Marschalk	
3,160,414 A	12/1964	Gray	
4,213,606 A	7/1980	Wilson	
4,720,101 A	* 1/1988	Farkas, Jr.	473/433
5,156,394 A	10/1992	Deal	
5,195,742 A	* 3/1993	Bailey	473/415
5,207,789 A	5/1993	Gates	
5,301,939 A	* 4/1994	Ellsworth	473/485
5,360,208 A	* 11/1994	Fang	473/489
5,364,092 A	11/1994	Riepe et al.	

5,405,132 A	* 4/1995	St. Onge	473/489
D365,375 S	12/1995	Lee	
D368,942 S	4/1996	Mahoney	
5,665,016 A	9/1997	Burnett	
5,803,837 A	* 9/1998	LoFaso, Sr.	473/433
5,823,896 A	10/1998	Pearsall	
2003/0057650 A1	* 3/2003	Carter	273/448
2004/0043841 A1	3/2004	Williams	

\* cited by examiner

*Primary Examiner*—Catherine Tuttle

(74) *Attorney, Agent, or Firm*—Locke Liddell & Sapp LLP

(57) **CLAIM**

The ornamental design for a basketball shooting training device, as shown and described.

**DESCRIPTION**

FIG. 1 is a top perspective view of a basketball shooting training device, showing the new design;

FIG. 2 is a top view;

FIG. 3 is a bottom view;

FIG. 4 is a side elevation view;

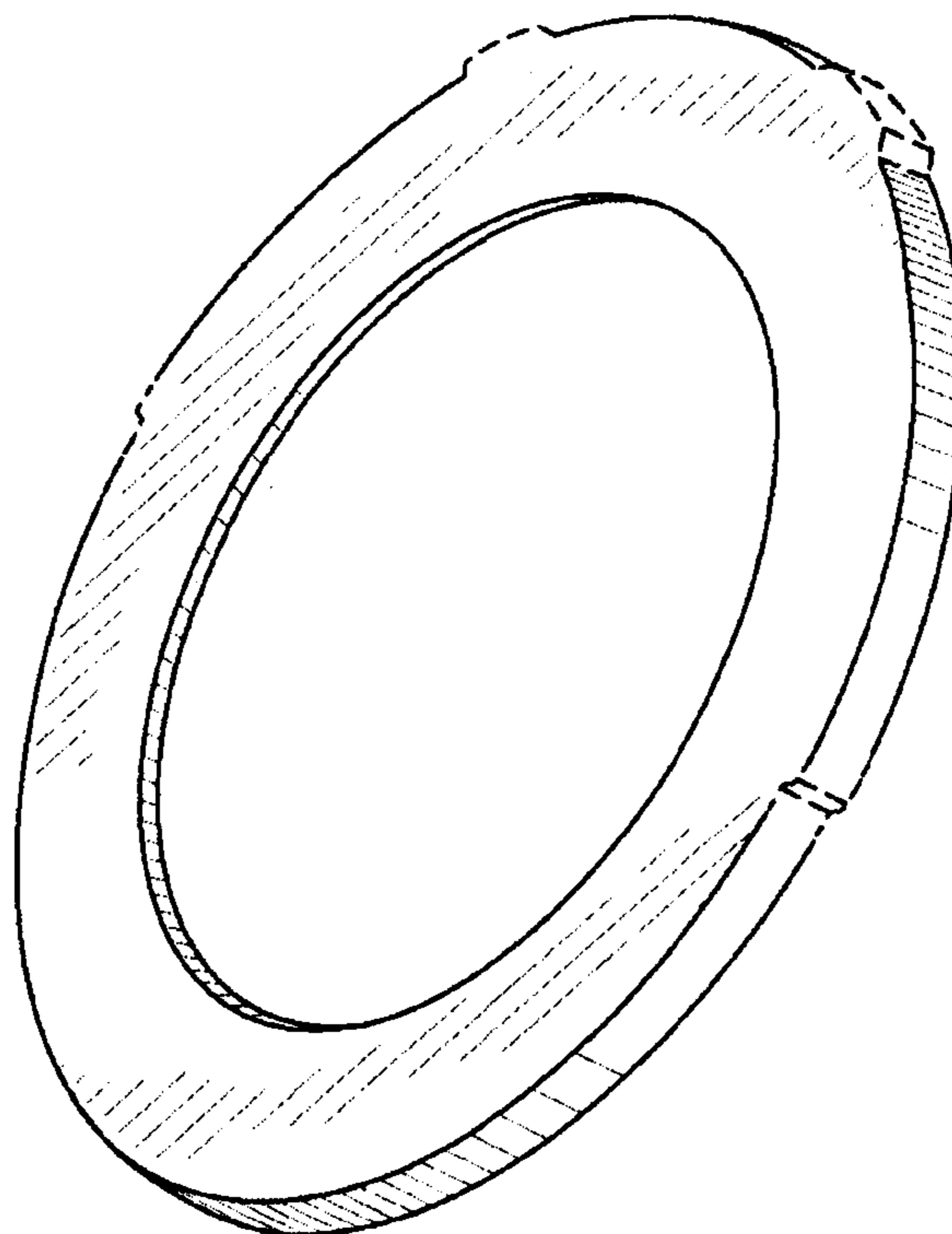
FIG. 5 is a side elevation view of the side opposite of that shown in FIG. 4;

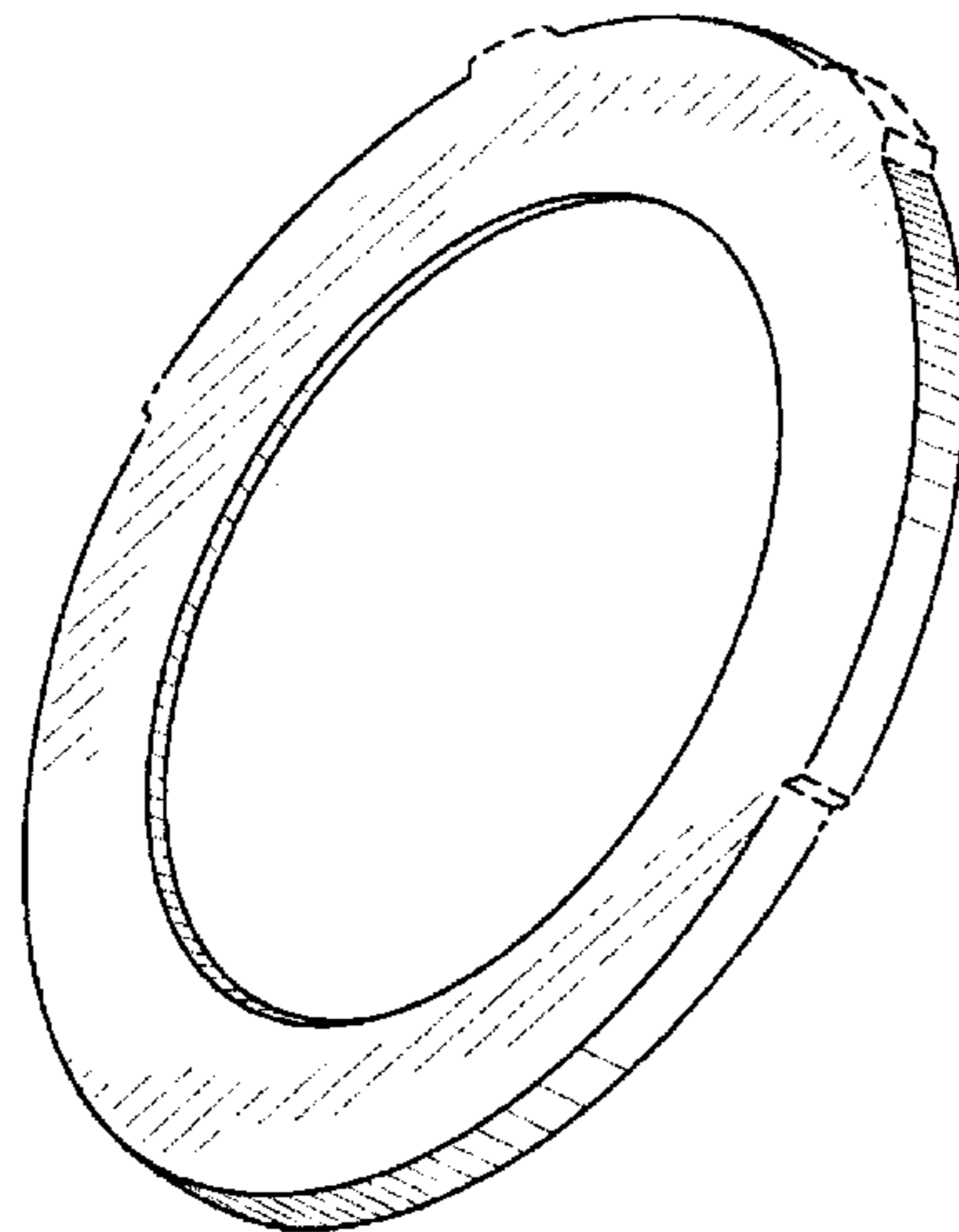
FIG. 6 is a rear view; and,

FIG. 7 is a front view.

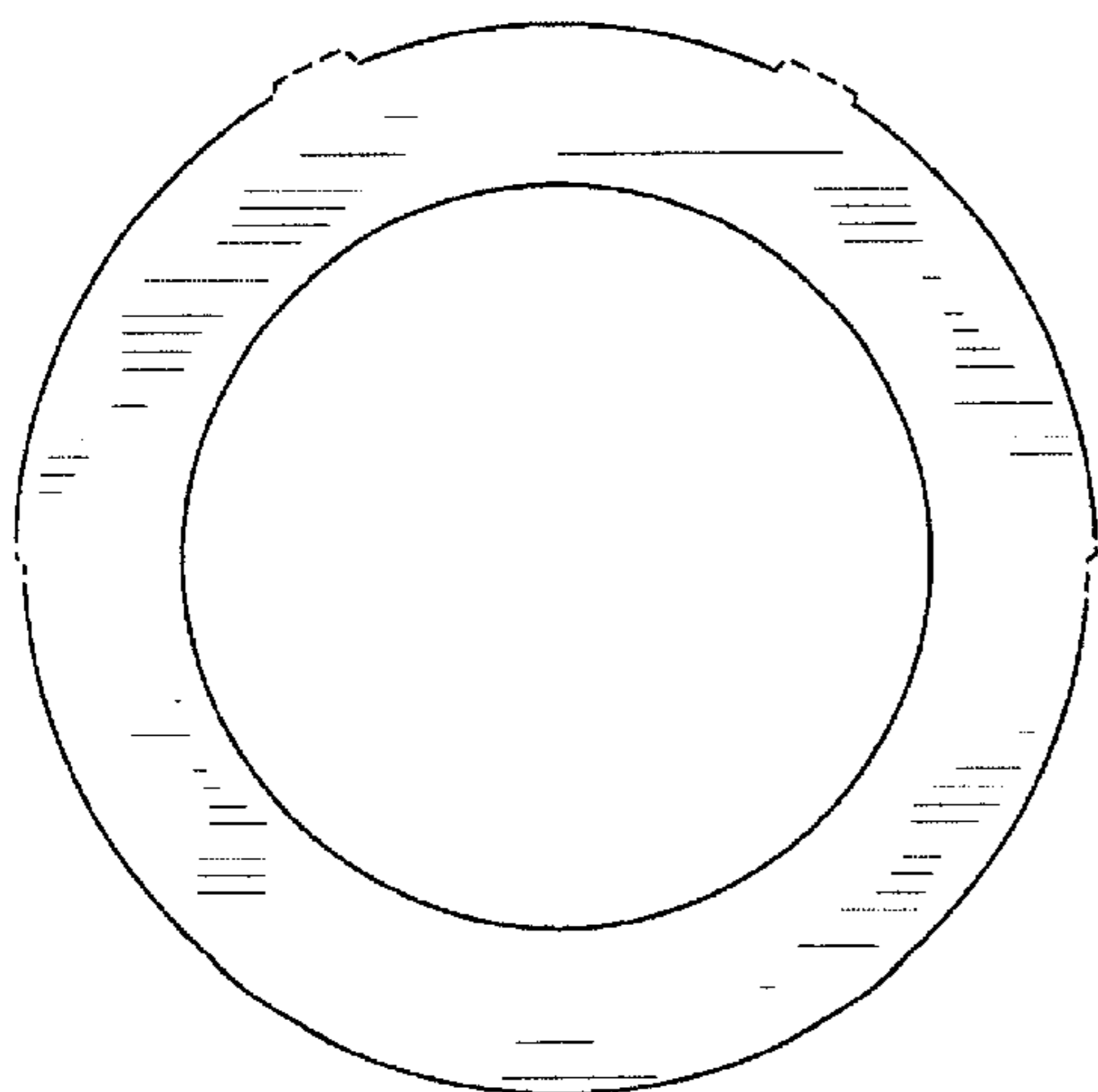
The portions shown in broken lines in FIGS. 1-7 are for illustrative purposes only and form no part of the claimed design.

**1 Claim, 2 Drawing Sheets**

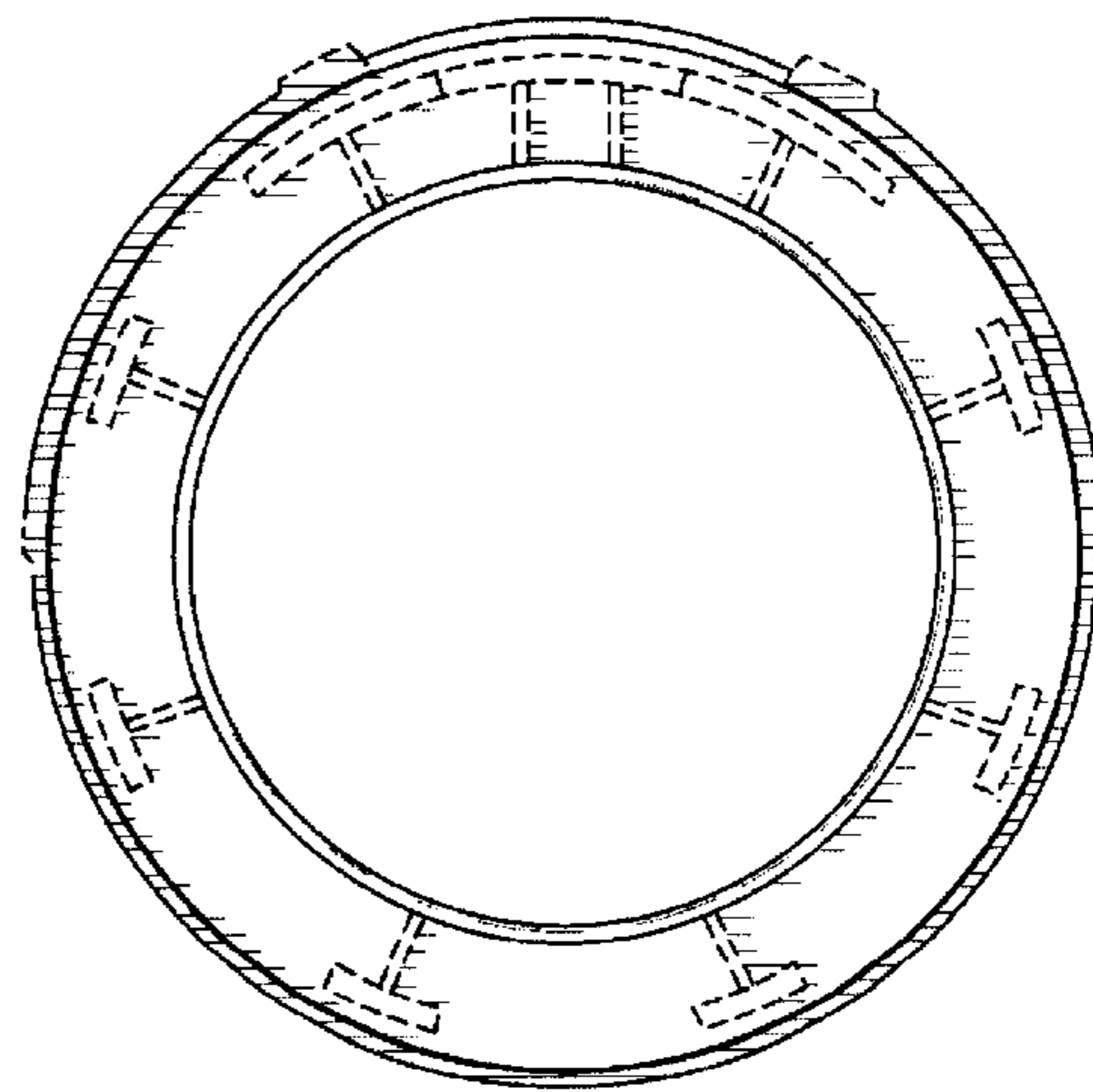




**FIG. 1**



**FIG. 2**



**FIG. 3**



**FIG. 4**



**FIG. 5**



**FIG. 6**



**FIG. 7**