

US00D527765S

(12) **United States Design Patent**
Togawa

(10) **Patent No.:** **US D527,765 S**

(45) **Date of Patent:** **** Sep. 5, 2006**

(54) **BALLPOINT PEN**

(75) Inventor: **Keiko Togawa**, Shinjuku-ku (JP)

(73) Assignee: **Zebra Co., Ltd.**, Tokyo (JP)

(**) Term: **14 Years**

(21) Appl. No.: **29/219,416**

(22) Filed: **Dec. 16, 2004**

(30) **Foreign Application Priority Data**

Aug. 3, 2004 (JP) 2004-023213

(51) **LOC (8) Cl.** **19-06**

(52) **U.S. Cl.** **D19/51**

(58) **Field of Classification Search** D19/35,
D19/36, 41, 42, 43, 44, 45, 46, 47, 48, 49,
D19/50, 51, 54, 55, 56, 57; 24/11 R, 11 HC,
24/11 F, 11 P; 401/48, 52, 88, 95, 96, 97,
401/99, 100, 104-109, 192, 195

See application file for complete search history.

(56) **References Cited**

U.S. PATENT DOCUMENTS

D433,704 S * 11/2000 Kouda D19/49

D435,065 S * 12/2000 Nagel D19/50

D438,903 S * 3/2001 Rosenbaum D19/55

D443,896 S * 6/2001 Briggl et al. D19/49

D450,769 S * 11/2001 Nishida D19/49

D461,501 S * 8/2002 Nishida D19/43

D463,821 S * 10/2002 Nishida D19/47

D471,588 S * 3/2003 Hu D19/43

D489,088 S * 4/2004 Arita et al. D19/43

* cited by examiner

Primary Examiner—Elizabeth A. Albert

(74) *Attorney, Agent, or Firm*—Senniger Powers

(57) **CLAIM**

The ornamental design for a ballpoint pen, as shown and described.

DESCRIPTION

FIG. 1 is a Front Elevation View of a ballpoint pen of the present invention;

FIG. 2 is a Rear Elevation View thereof;

FIG. 3 is a Left Side View thereof;

FIG. 4 is a Right side View thereof;

FIG. 5 is a Top Plan View thereof;

FIG. 6 is a Bottom Plan View thereof;

FIG. 7 is a cross-sectional view thereof taken along the line 7—7 in FIG. 5; and,

FIG. 8 is another front elevation view thereof, with the shaded portion indicating the transparent parts.

1 Claim, 4 Drawing Sheets

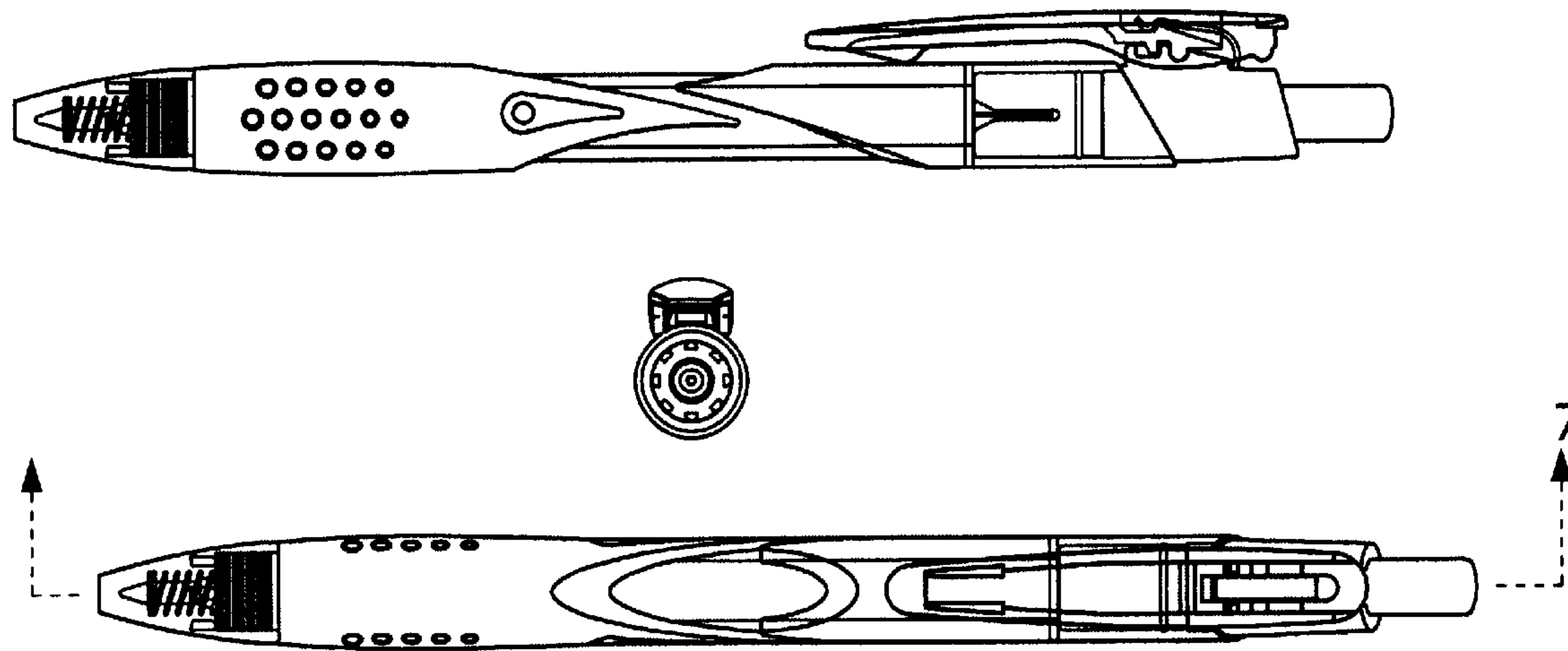


FIG. 1




FIG. 2




FIG. 3



FIG. 4




FIG. 5

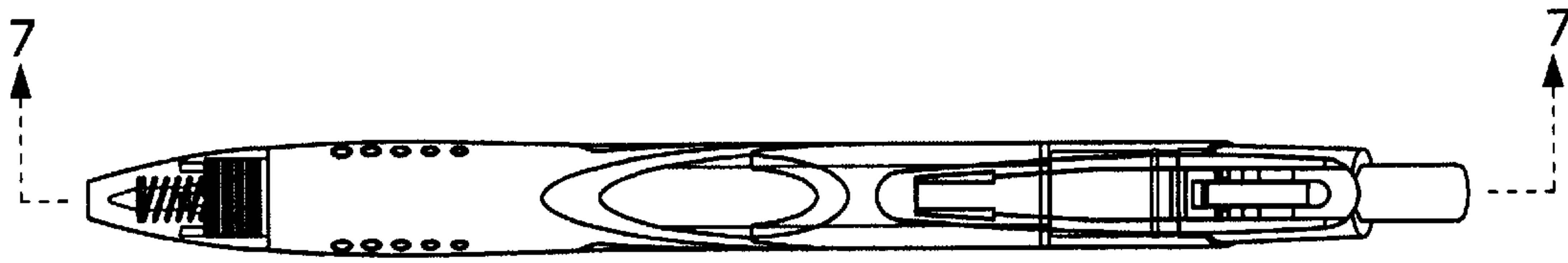


FIG. 6




FIG. 7

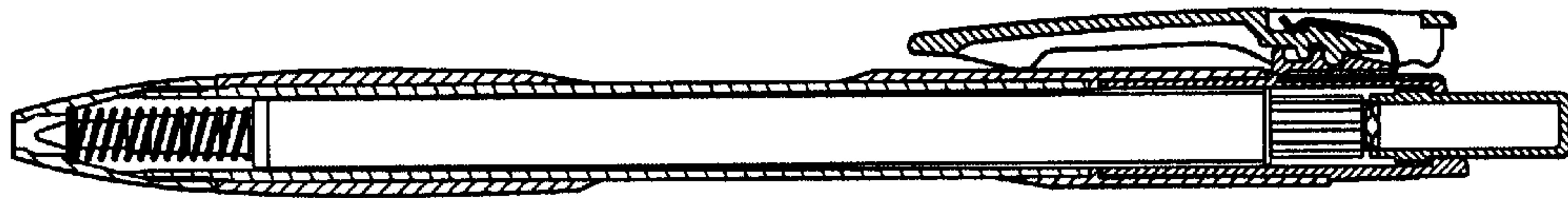


FIG. 8

