

US00D527734S

(12) **United States Design Patent**
Lee et al.

(10) **Patent No.: US D527,734 S**
(45) **Date of Patent: ** Sep. 5, 2006**

(54) **MEMORY DEVICE FOR USE WITH
CELLULAR TELEPHONES**

(75) Inventors: **Randy C. Lee**, Mountain View, CA
(US); **James C. Patton**, Salinas, CA
(US); **Thomas J. Beck**, Los Gatos, CA
(US)

(73) Assignee: **Spark Technology Corporation**, San
Jose, CA (US)

(**) Term: **14 Years**

(21) Appl. No.: **29/227,233**

(22) Filed: **Apr. 8, 2005**

(51) **LOC (8) Cl. 14-02**

(52) **U.S. Cl. D14/435**

(58) **Field of Classification Search** D14/356,
D14/242, 436, 433, 435; 360/97.01; 361/685,
361/686, 752, 737; 439/135, 144, 139-141,
439/147, 136, 638, 518; 365/51, 63, 131;
710/52, 300; 345/172, 158

See application file for complete search history.

(56) **References Cited**

U.S. PATENT DOCUMENTS

D444,788 S	*	7/2001	Do et al.	D14/433
D449,615 S	*	10/2001	Lloyd	D14/433
D462,689 S	*	9/2002	Moran	D14/433
D463,426 S	*	9/2002	Cheng	D14/356
6,456,500 B1	*	9/2002	Chen	361/752
6,522,534 B1	*	2/2003	Wu	361/686
D471,516 S	*	3/2003	Tsay et al.	D13/107
6,561,421 B1	*	5/2003	Yu	235/451

6,618,243 B1	*	9/2003	Tirosh	361/683
6,650,534 B1	*	11/2003	Tree	361/686
6,671,808 B1	*	12/2003	Abbott et al.	726/4
D494,969 S	*	8/2004	Lin	D14/356
2003/0005337 A1	*	1/2003	Poo et al.	713/202
2003/0043111 A1	*	3/2003	Huang	345/156
2003/0063196 A1	*	4/2003	Palatov et al.	348/211.2
2003/0090472 A1	*	5/2003	Im	345/172
2003/0137859 A1	*	7/2003	Sugawara	365/51
2003/0167376 A1	*	9/2003	Koh	711/115
2003/0183698 A1	*	10/2003	Wu	235/492
2003/0233519 A1	*	12/2003	Chien et al.	711/115
2004/0038592 A1	*	2/2004	Yang	439/638

* cited by examiner

Primary Examiner—Alan P. Douglas
Assistant Examiner—Susan Moon Lee

(57) **CLAIM**

We claim the ornamental design for a memory device for use with cellular telephones, as shown and described.

DESCRIPTION

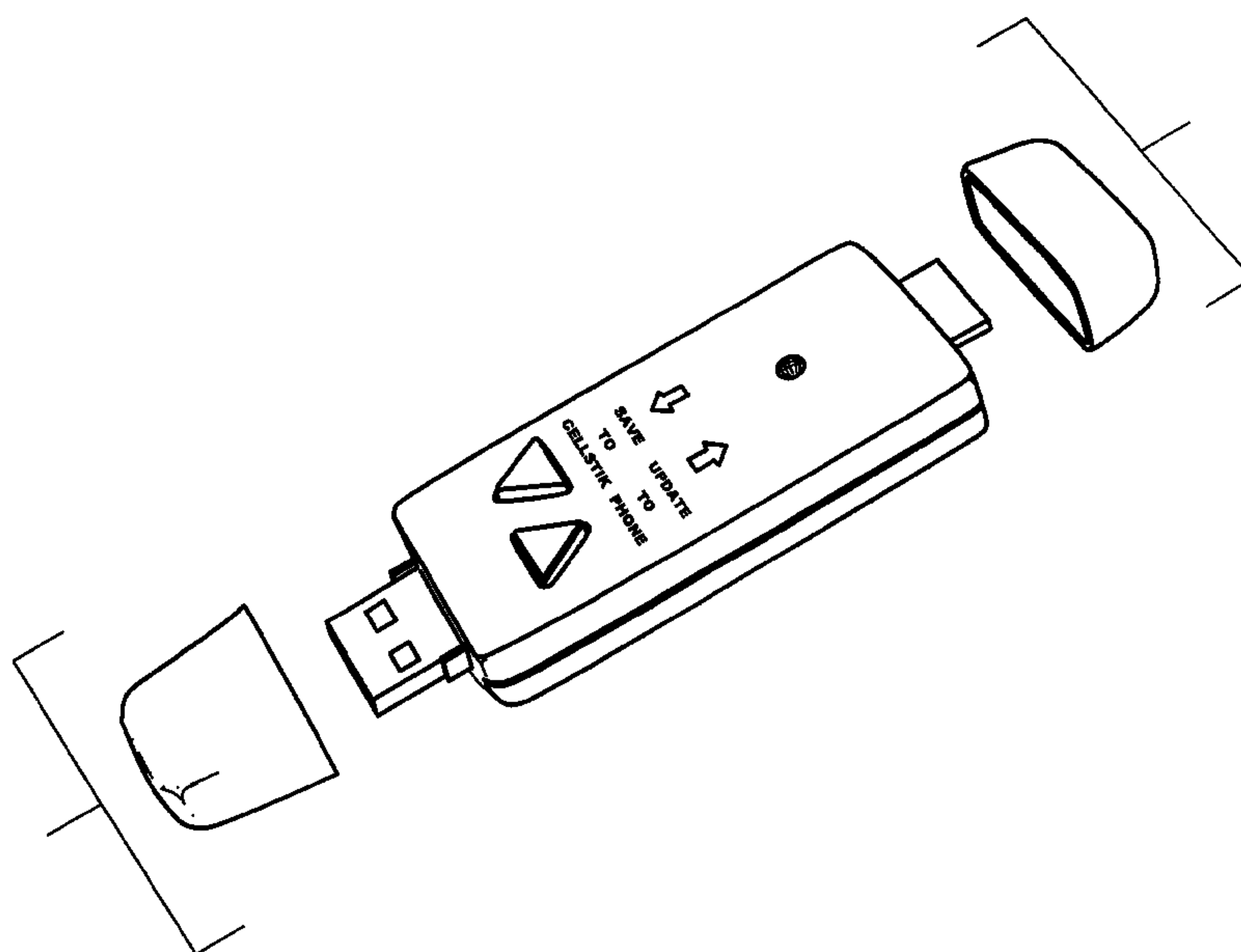
The subject of this design patent application is an ornamental design of a memory device used to transfer the data contents of a cellular telephone to some other digital device, for example a personal computer. The ornamental design of the memory device is comprised of a body and two removable end caps, the end caps used to protect connectors.

FIG. 1 is a side perspective view of a memory device according to the present design;

FIG. 2 is an opposite side view thereof; and,

FIG. 3 is an exploded view thereof.

1 Claim, 3 Drawing Sheets



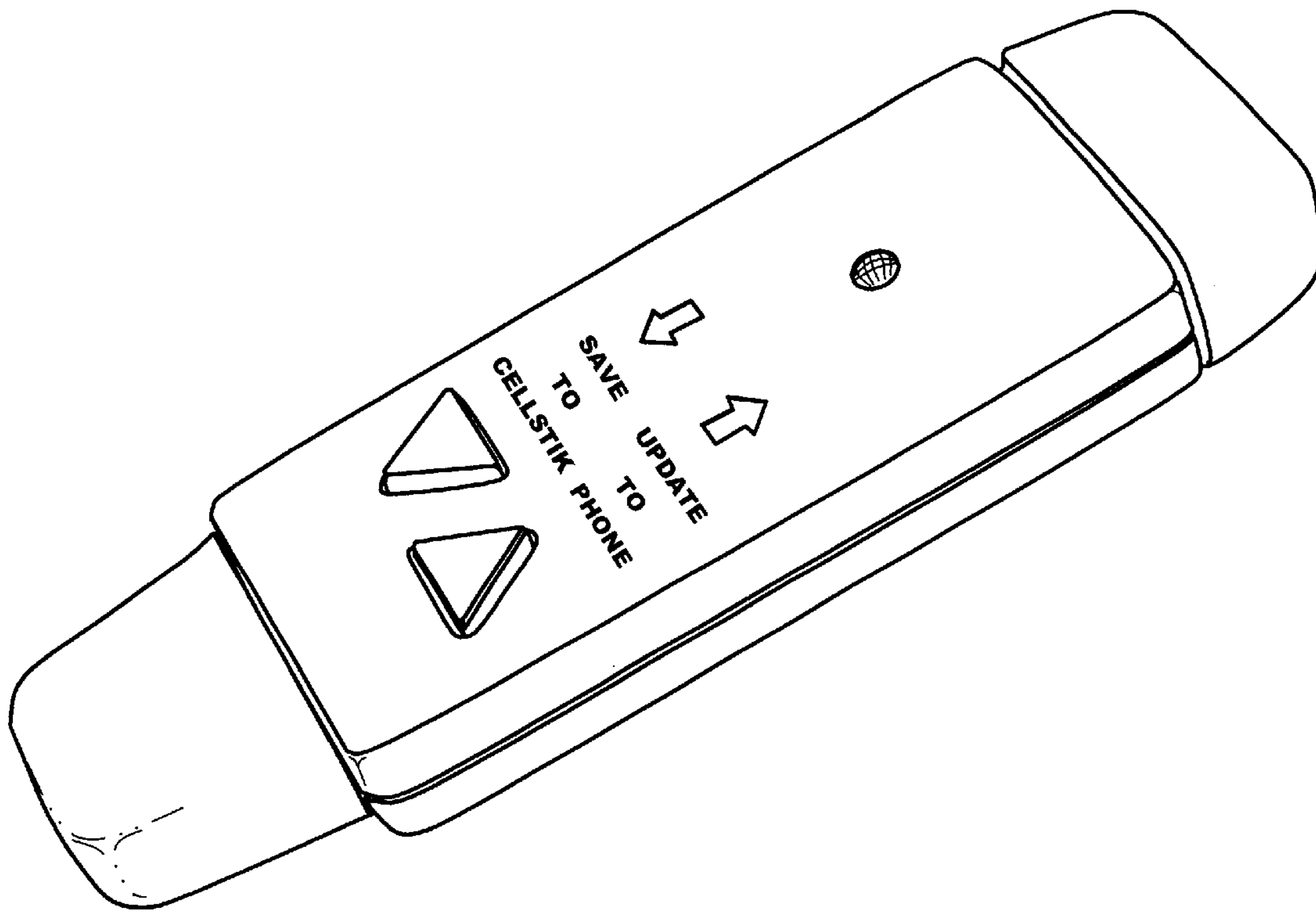


Fig. 1



Fig. 2

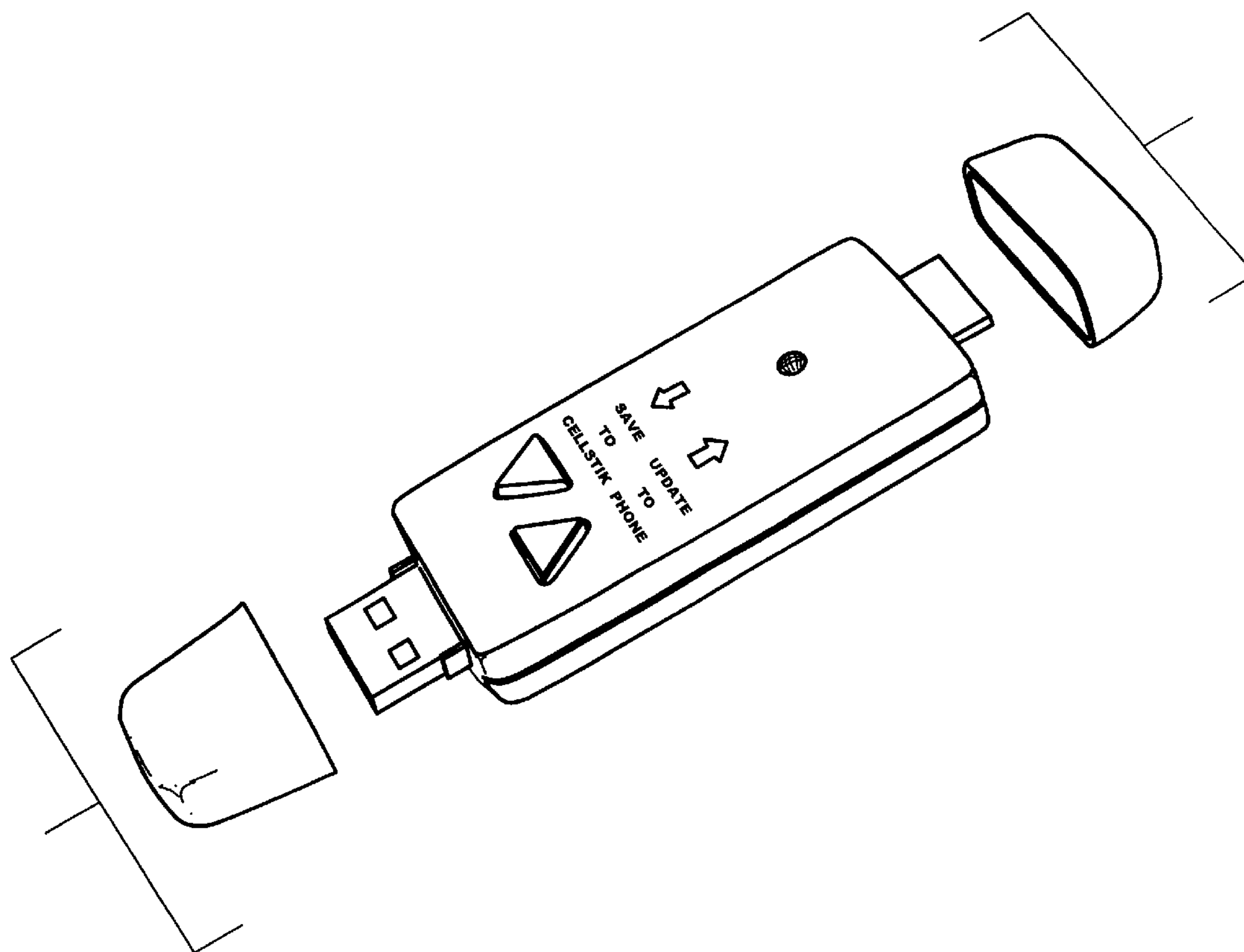


Fig. 3