



US00D527719S

(12) **United States Design Patent** (10) **Patent No.:** **US D527,719 S**  
**Franck et al.** (45) **Date of Patent:** **\*\* Sep. 5, 2006**

(54) **TELEPHONE HANDSET**  
 (75) Inventors: **Christopher G. Franck**, Decatur, GA  
 (US); **Jeffery R. Beasley**, Suwanee, GA  
 (US); **Matthew M. Julian**, Sunrise, FL  
 (US)

(73) Assignee: **General Instrument Corporation**,  
 Horsham, PA (US)

(\*\*) Term: **14 Years**

(21) Appl. No.: **29/224,513**

(22) Filed: **Mar. 3, 2005**

(51) **LOC (8) Cl.** ..... **14-03**  
 (52) **U.S. Cl.** ..... **D14/147**  
 (58) **Field of Classification Search** ..... D14/137,  
 D14/138, 147-148, 247-248, 144, 218, 341-347;  
 379/433.01-433.13, 434; D13/168; D21/517;  
 455/556.1, 556.2, 566, 575.1, 90.3  
 See application file for complete search history.

D436,090 S \* 1/2001 Nagano et al. .... D14/138  
 D437,838 S \* 2/2001 Ko ..... D14/147  
 D442,157 S \* 5/2001 Muenscher et al. .... D14/138  
 6,473,621 B1 \* 10/2002 Heie ..... 455/466  
 D469,069 S \* 1/2003 Ng et al. .... D14/138  
 D477,582 S \* 7/2003 Muenscher et al. .... D14/147  
 D477,583 S \* 7/2003 Muenscher et al. .... D14/147  
 D477,817 S \* 7/2003 Luminosu et al. .... D14/138  
 D479,711 S \* 9/2003 Chen et al. .... D14/138  
 D480,375 S \* 10/2003 Cebe et al. .... D14/147  
 D480,699 S \* 10/2003 Robertson et al. .... D14/147  
 D484,475 S \* 12/2003 Sheu ..... D14/138  
 D488,455 S \* 4/2004 Robertson et al. .... D14/147  
 D492,657 S \* 7/2004 Jensfelt ..... D14/138  
 D507,250 S \* 7/2005 Santos et al. .... D14/138  
 2004/0072544 A1 \* 4/2004 Alexis ..... 455/74.1

**FOREIGN PATENT DOCUMENTS**

WO DM/057523 \* 7/2001  
 WO DM/059367 \* 3/2002  
 WO DM/064090 \* 3/2002  
 WO DM/060792 \* 6/2002  
 WO DM/065064 \* 2/2004

\* cited by examiner

*Primary Examiner*—Jeffrey Asch  
 (74) *Attorney, Agent, or Firm*—Benjamin D. Driscoll

(56) **References Cited**  
**U.S. PATENT DOCUMENTS**

4,672,685 A \* 6/1987 Phillips et al. .... 455/575.7  
 D322,435 S \* 12/1991 Nakamachi et al. .... D14/138  
 D334,187 S \* 3/1993 Matsuda ..... D14/138  
 D353,807 S \* 12/1994 White ..... D14/138  
 D356,561 S \* 3/1995 Berry ..... D14/138  
 D366,872 S \* 2/1996 Nagele et al. .... D14/138  
 D377,171 S \* 1/1997 Yokouchi ..... D14/138  
 D383,748 S \* 9/1997 Harris et al. .... D14/138  
 D384,079 S \* 9/1997 Hung ..... D14/248  
 D388,430 S \* 12/1997 Harris et al. .... D14/138  
 D398,005 S \* 9/1998 Lee ..... D14/138  
 D406,133 S \* 2/1999 Hackbarth ..... D14/138  
 D408,032 S \* 4/1999 Nagano et al. .... D14/138  
 D410,002 S \* 5/1999 Collins ..... D14/138  
 D412,169 S \* 7/1999 Schnell et al. .... D14/138  
 D412,170 S \* 7/1999 Chan ..... D14/147  
 D412,502 S \* 8/1999 Fuke et al. .... D14/148

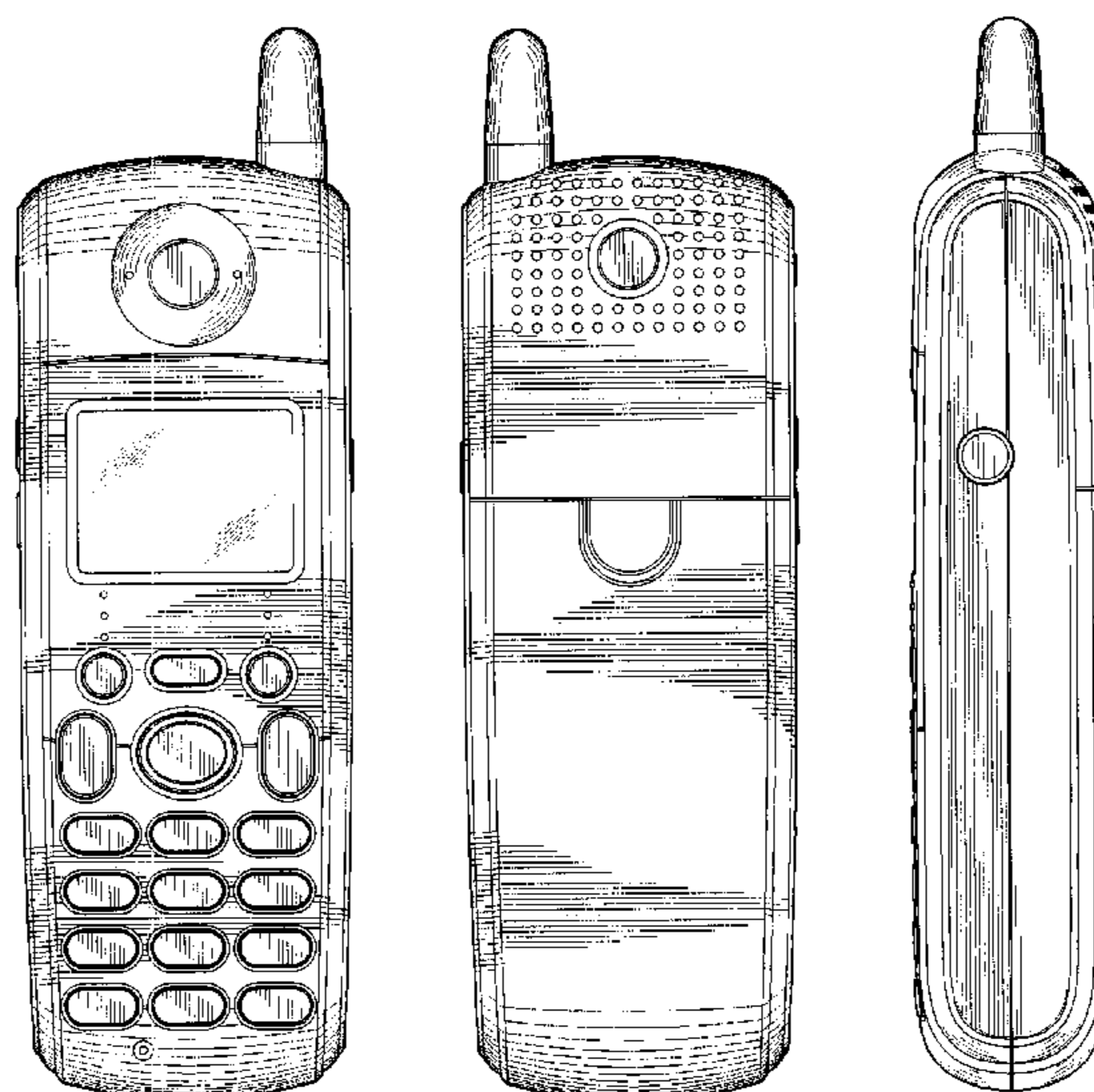
(57) **CLAIM**

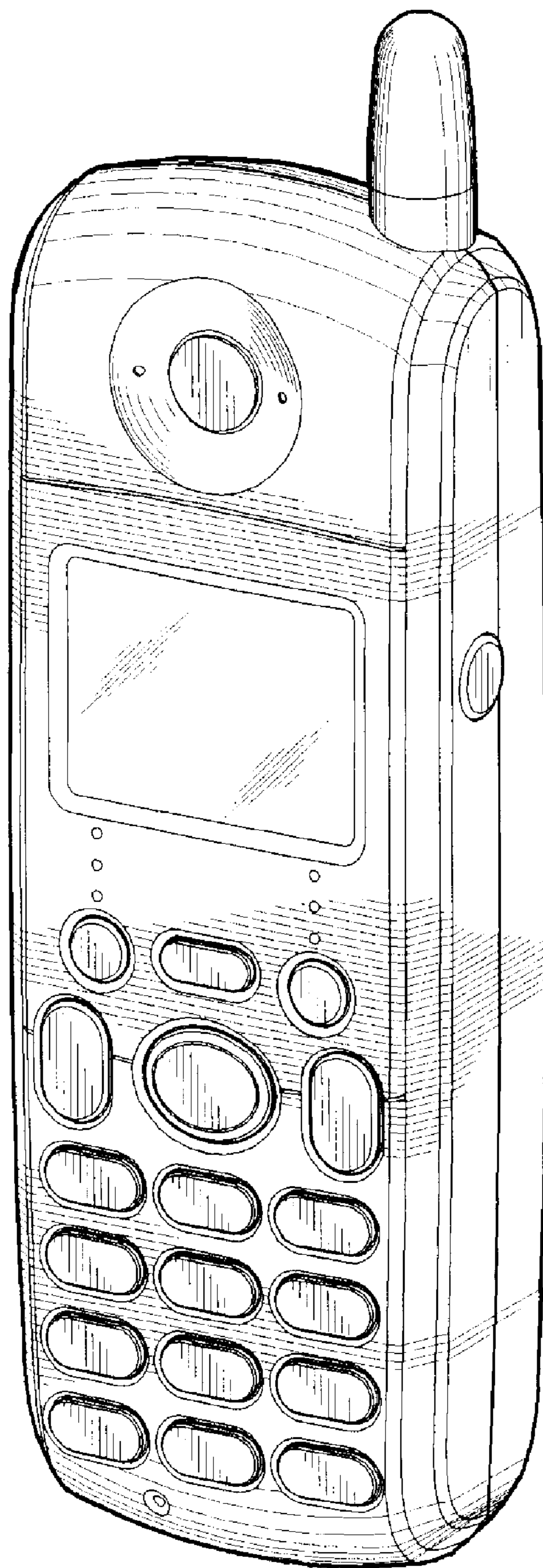
The ornamental design for a telephone handset, as shown and described.

**DESCRIPTION**

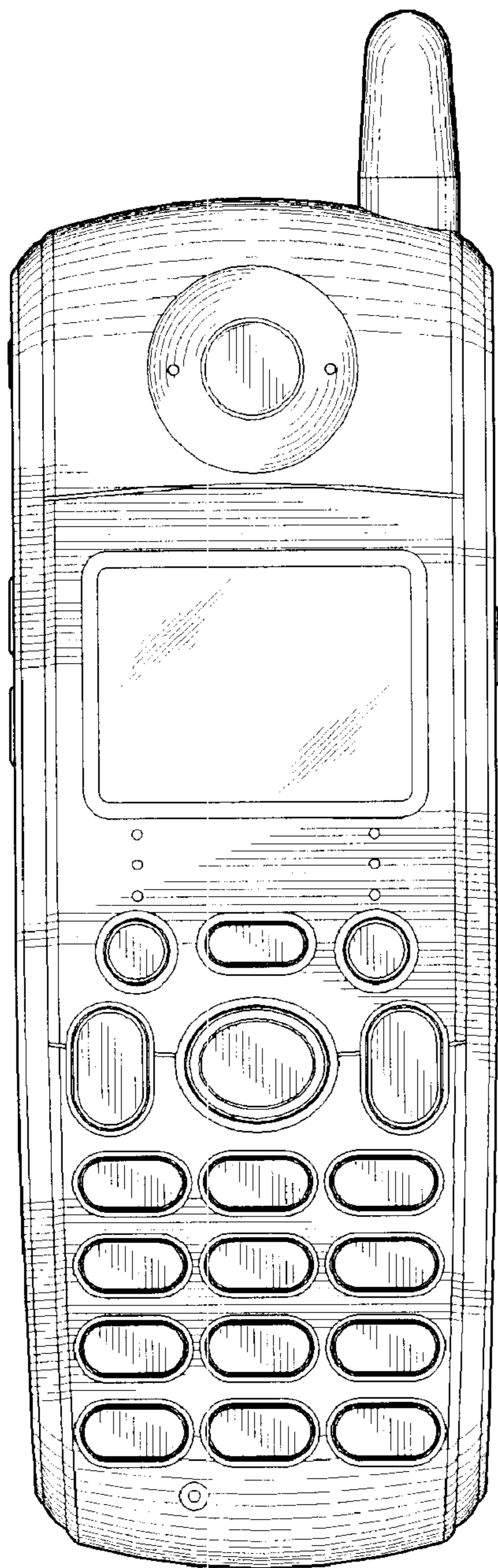
FIG. 1 is a front perspective view of a telephone handset;  
 FIG. 2 is a front view of the handset of FIG. 1;  
 FIG. 3 is a back view of the handset of FIG. 1;  
 FIG. 4 is a side view of the handset of FIG. 1;  
 FIG. 5 is an opposite side view of the handset of FIG. 1;  
 FIG. 6 is a top view of the handset of FIG. 1; and,  
 FIG. 7 is a bottom view of the handset of FIG. 1.

**1 Claim, 3 Drawing Sheets**

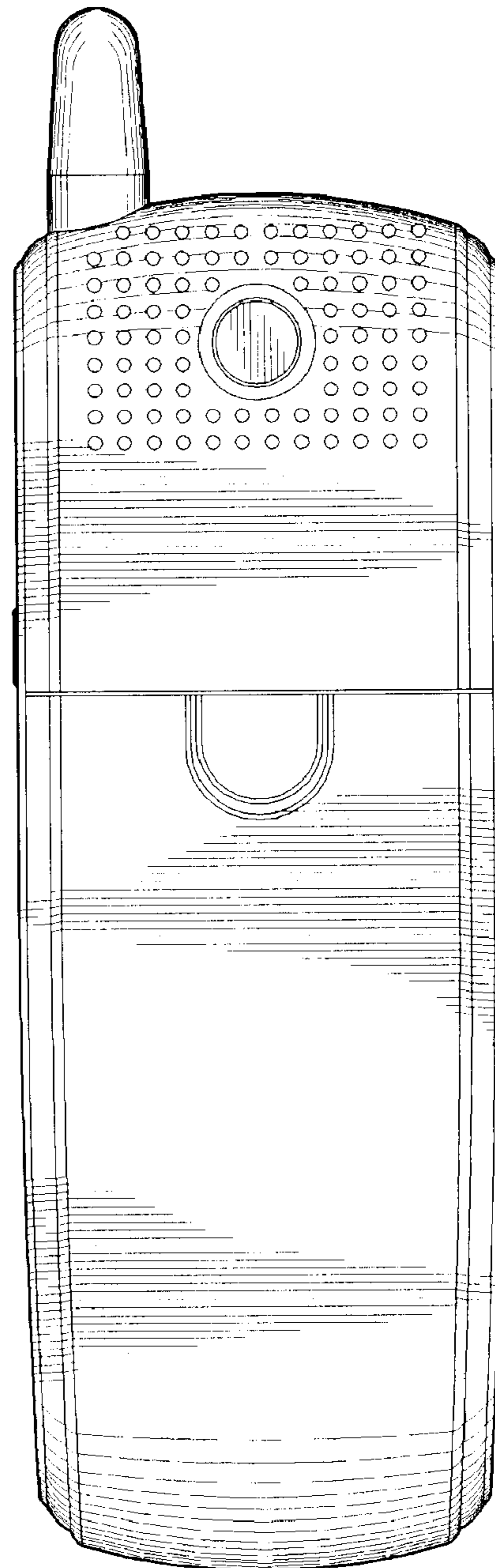




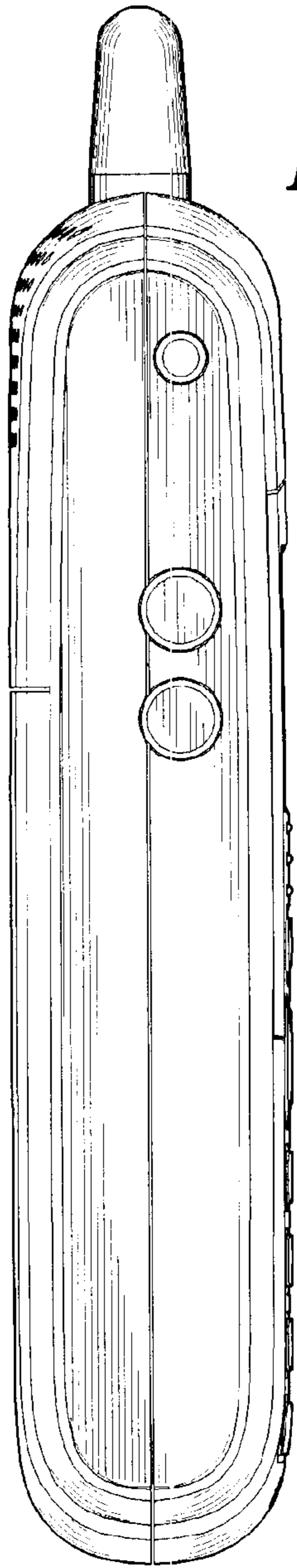
*FIG. 1*



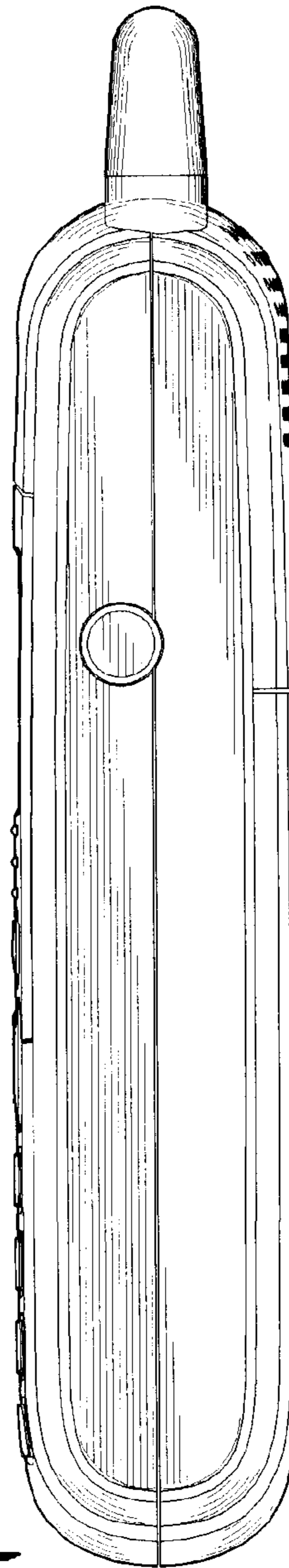
*FIG. 2*



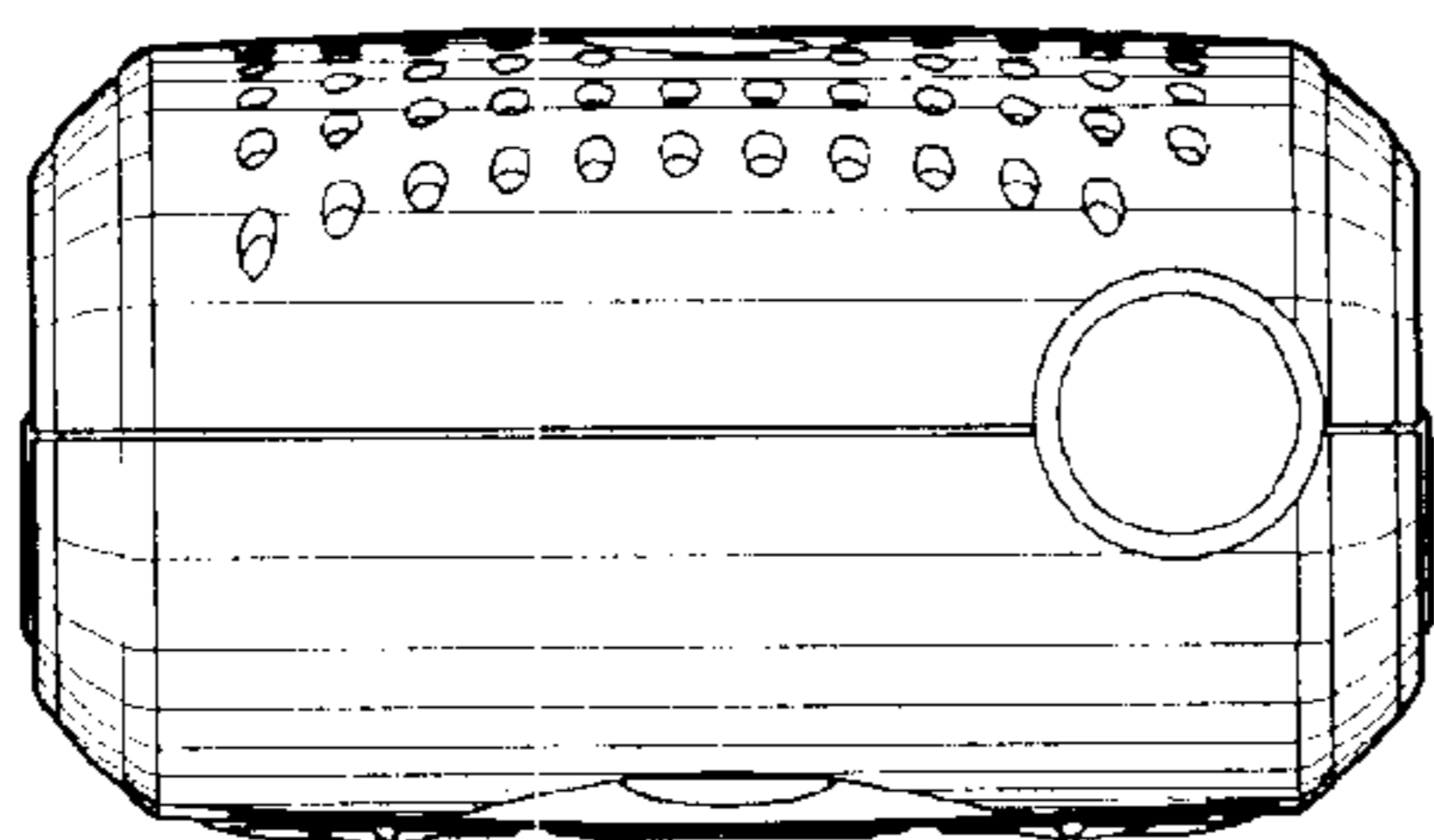
*FIG. 3*




*FIG. 4*



*FIG. 5*



*FIG. 6*



*FIG. 7*