



US00D527686S

(12) **United States Design Patent**  
**LeBlanc, Sr. et al.**

(10) **Patent No.:** **US D527,686 S**

(45) **Date of Patent:** **\*\* Sep. 5, 2006**

(54) **VEHICLE**

(75) Inventors: **James C. LeBlanc, Sr.**, Rochester, MI (US); **James C. LeBlanc, Jr.**, Washington, MI (US); **Adam L. Hiltunen**, Chesterfield, MI (US)

(73) Assignee: **J.C.L. Technology, L.L.C.**, Rochester, MI (US)

(\*\*) Term: **14 Years**

(21) Appl. No.: **29/223,698**

(22) Filed: **Feb. 18, 2005**

(51) **LOC (8) Cl.** ..... **12-13**

(52) **U.S. Cl.** ..... **D12/12**

(58) **Field of Classification Search** ..... D12/1, D12/2, 3, 4, 12, 95, 107, 121, 128, 174, 175, D12/178-181, 184-186; 180/22, 24, 24.11, 180/65.4, 69.6, 7.1, 21, 8.2, 65.8, 907, 5.26, 180/218, 6.5, 13; 89/36.08, 36.13, 36.09, 89/40.03, 36.03; 280/851

See application file for complete search history.

(56) **References Cited**

**U.S. PATENT DOCUMENTS**

D195,832 S \* 8/1963 Bauer ..... D12/12  
3,395,672 A \* 8/1968 Ruf ..... 440/12.6  
3,471,166 A \* 10/1969 Clark ..... 280/676  
D267,001 S \* 11/1982 LeBlanc ..... D12/12

4,461,202 A \* 7/1984 Appelblatt et al. .... 89/40.03  
D308,187 S \* 5/1990 Ottevaere et al. .... D12/12  
D465,435 S \* 11/2002 Legueu ..... D12/12  
D507,764 S \* 7/2005 LeBlanc et al. .... D12/12  
D508,433 S \* 8/2005 LeBlanc et al. .... D12/12  
D508,875 S \* 8/2005 LeBlanc et al. .... D12/12  
D510,542 S \* 10/2005 LeBlanc et al. .... D12/12

**OTHER PUBLICATIONS**

<http://www.army-technology.com/projects/gvp/gvp10.html>  
Copyright 2005.\*

\* cited by examiner

*Primary Examiner*—Doris Clark

*Assistant Examiner*—Michael Pratt

(74) *Attorney, Agent, or Firm*—Stevens, Davis, Miller & Mosher, L.L.P.

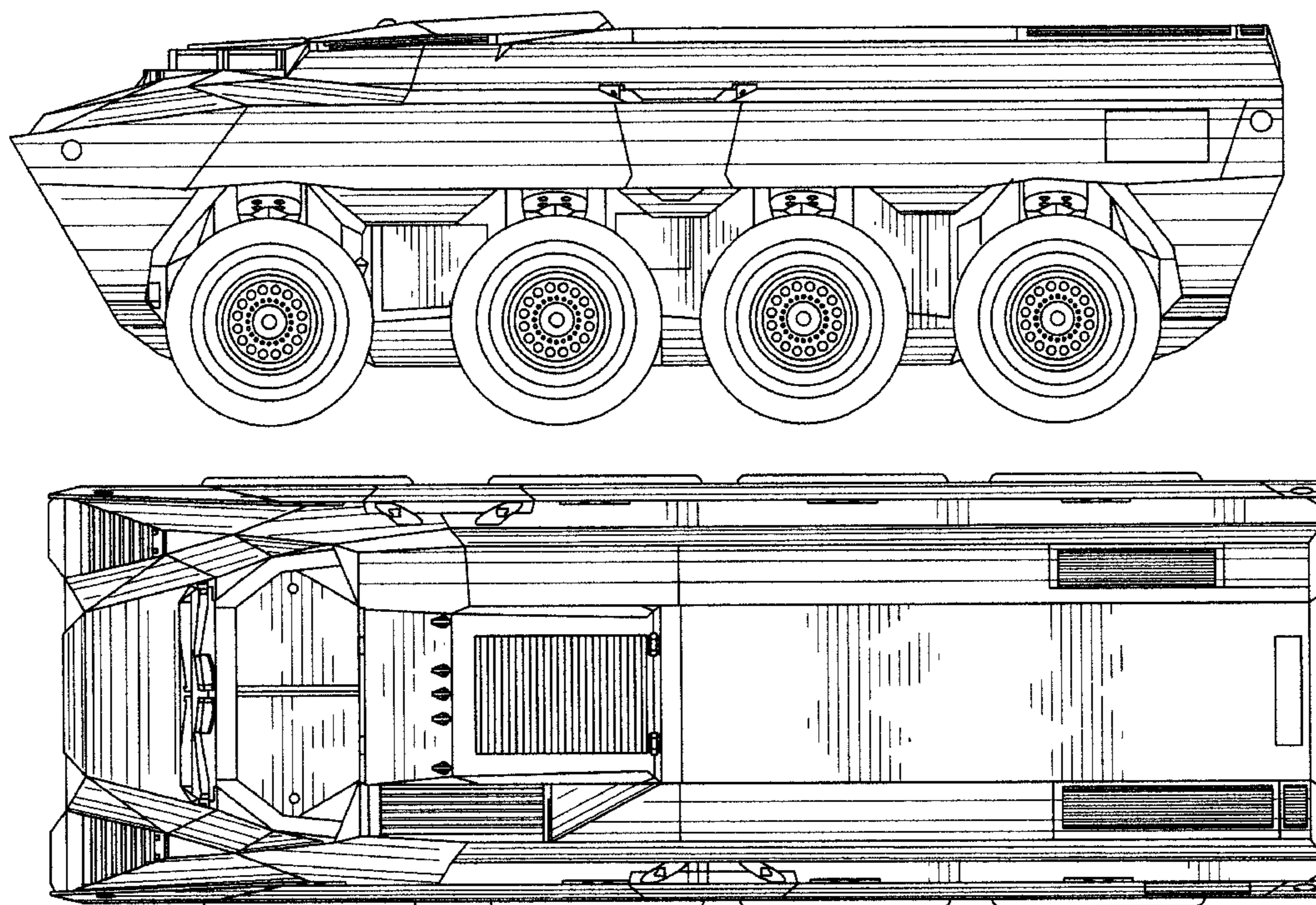
(57) **CLAIM**

The ornamental design for a vehicle, as shown and described.

**DESCRIPTION**

FIG. 1 is a side view of the vehicle, showing our design; FIG. 2 is a top view of the vehicle illustrated in FIG. 1; FIG. 3 is an opposite side view of the vehicle illustrated in FIG. 1; FIG. 4 is a front view of the vehicle illustrated in FIG. 1; and, FIG. 5 is a rear view of the vehicle illustrated in FIG. 1.

**1 Claim, 2 Drawing Sheets**



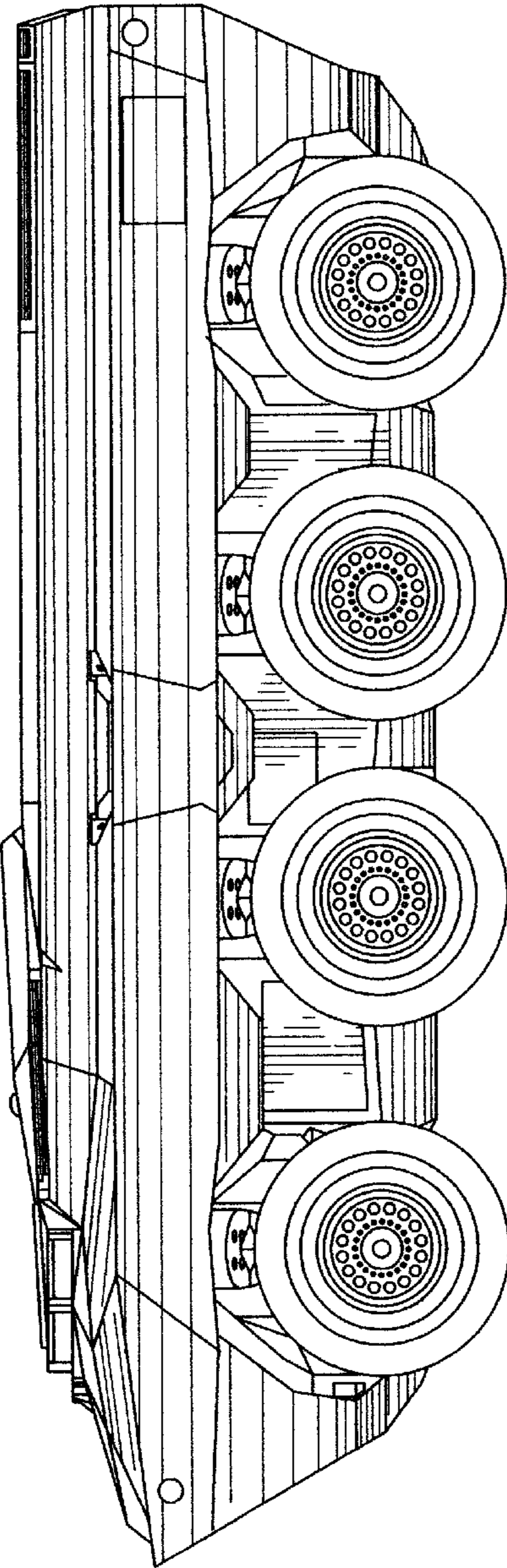


FIG. 1




FIG. 2

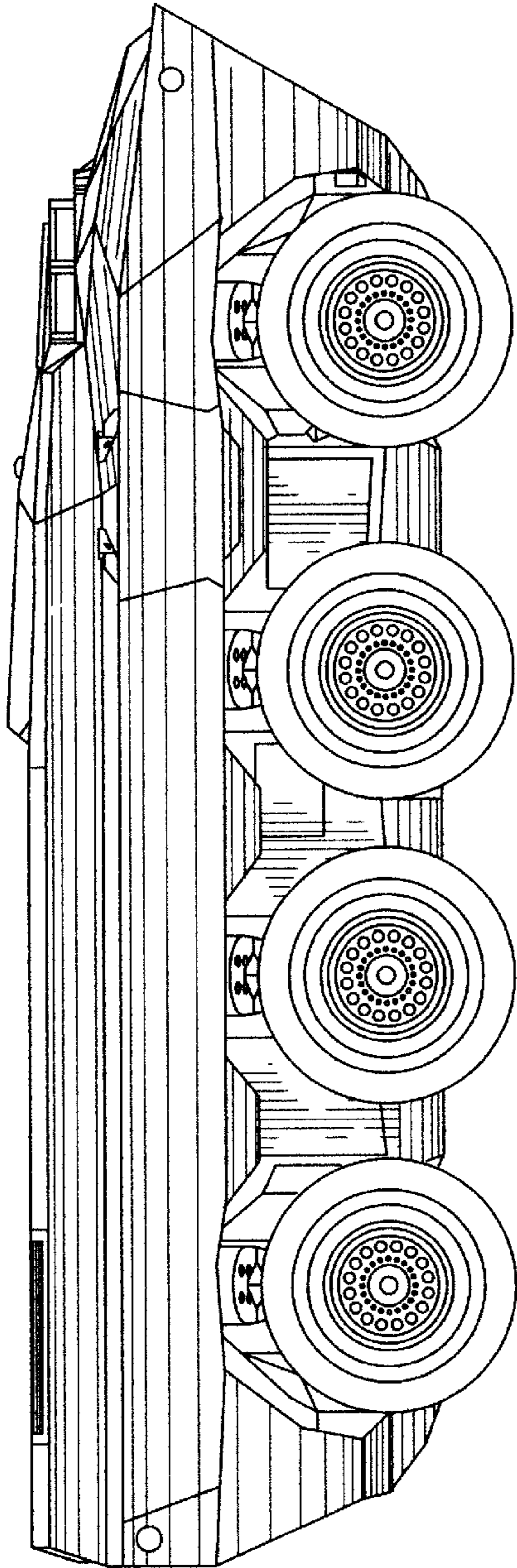


FIG. 3

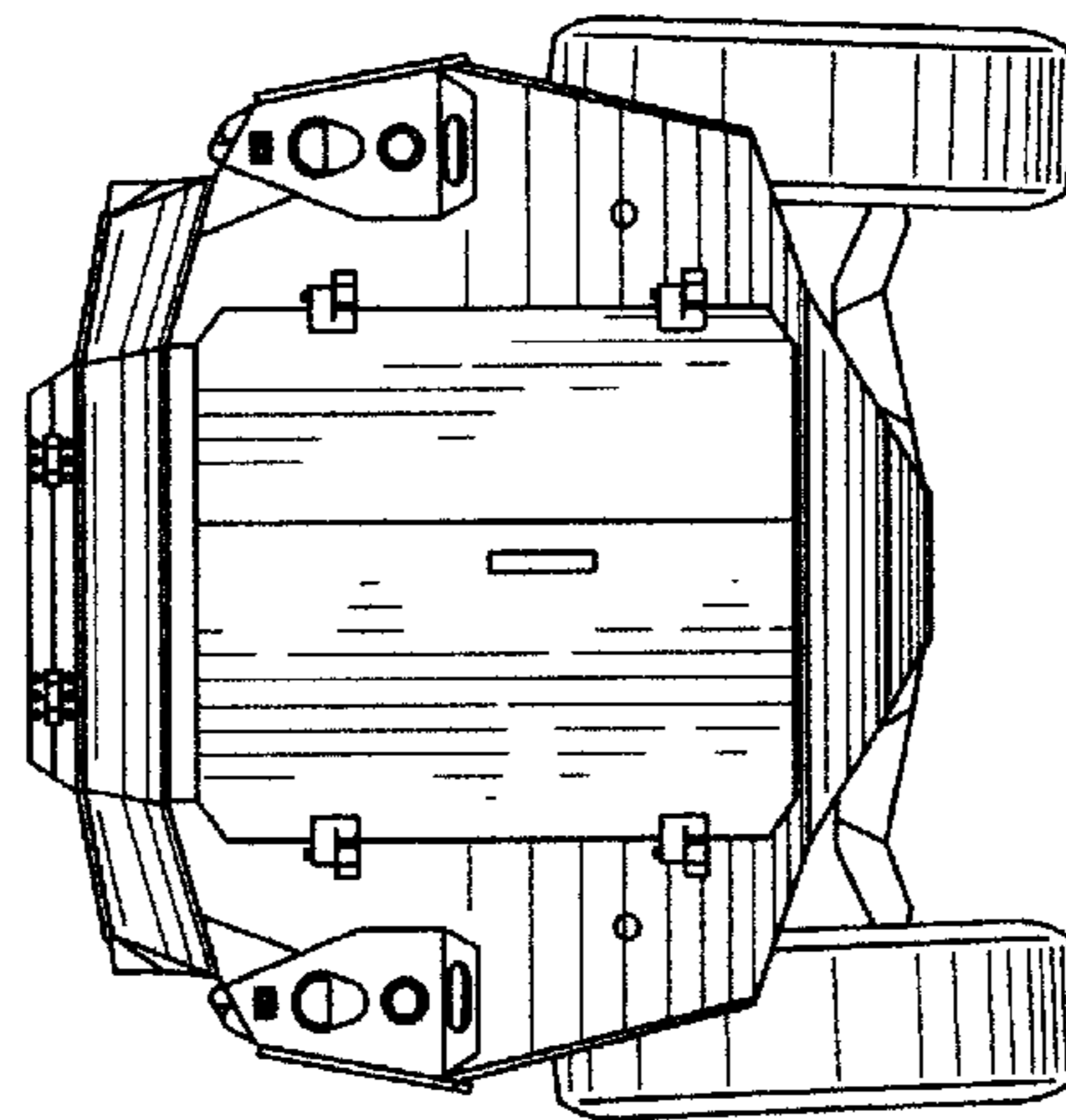


FIG. 4

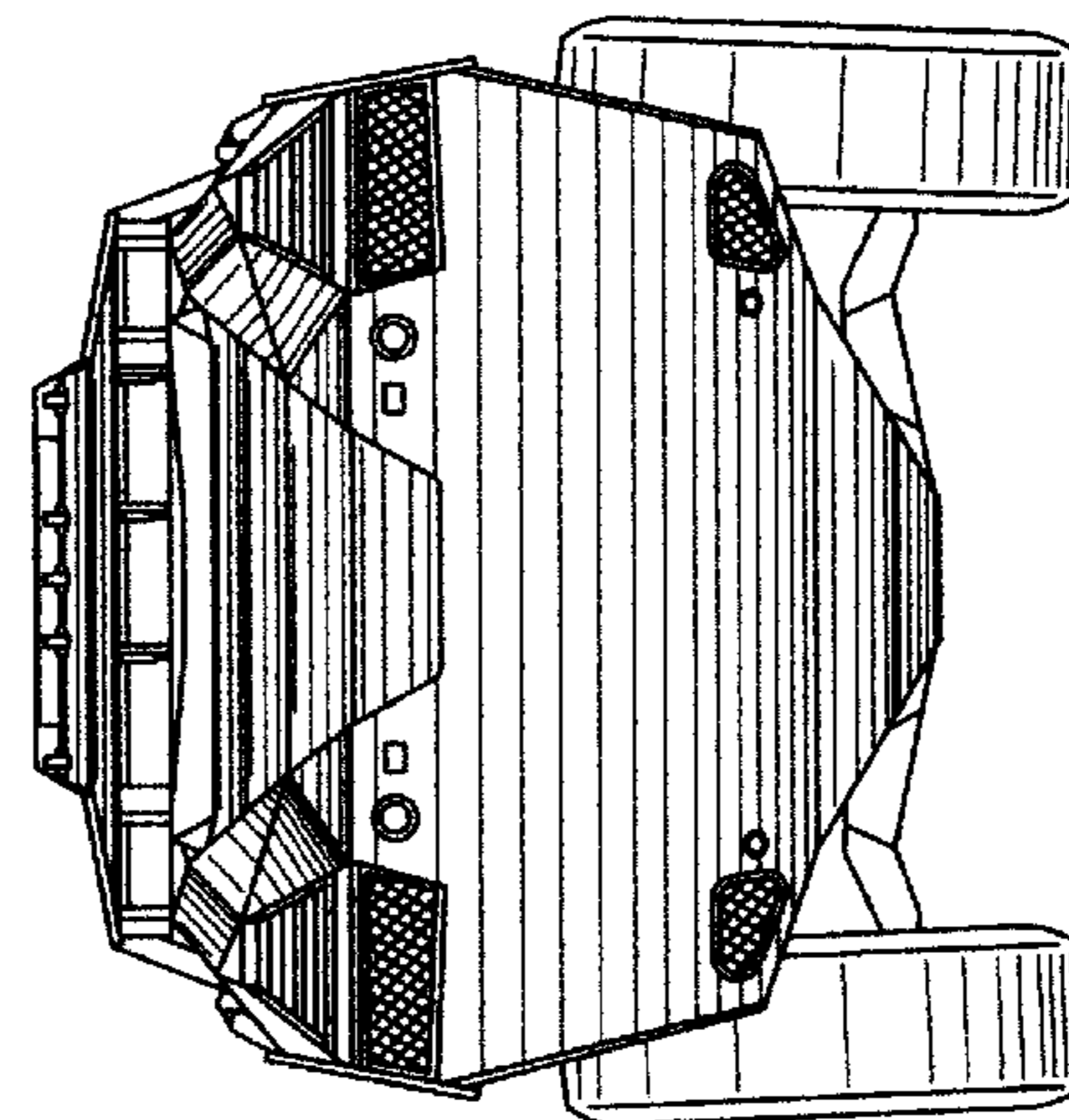


FIG. 5