



US00D527675S

(12) **United States Design Patent**
Weiser et al.

(10) **Patent No.:** **US D527,675 S**

(45) **Date of Patent:** **** Sep. 5, 2006**

(54) **SPINNING FLOWER NOVELTY**

(75) Inventors: **Margaret Weiser**, Tarzana, CA (US);
Shari Weiser, Woodland Hills, CA (US)

(73) Assignee: **Exhart Environmental Systems, Inc.**,
Chatsworth, CA (US)

(**) **Term:** **14 Years**

1,531,849 A	*	3/1925	Daw	446/217
D76,316 S	*	9/1928	Lawson	D10/54
D130,313 S	*	11/1941	Schraysshuen	D11/91
D195,232 S	*	5/1963	Brannan	D23/413
D196,255 S	*	9/1963	Dwyer et al.	D26/127
3,159,351 A	*	12/1964	Dwyer et al.	362/291
3,163,866 A	*	1/1965	Denmark	2/68
D224,331 S	*	7/1972	Halpern	D21/458
5,659,988 A	*	8/1997	Kim et al.	40/440
D410,201 S	*	5/1999	Allison	D10/59
6,422,913 B1	*	7/2002	Trejo	446/217

(21) Appl. No.: **29/205,488**

(22) Filed: **May 13, 2004**

(51) **LOC (8) Cl.** **11-02**

(52) **U.S. Cl.** **D11/141; D11/157; D21/458**

(58) **Field of Classification Search** D21/455-467;
D11/33, 47, 48, 63, 67, 84, 117-164, 184;
D10/52-54, 59, 60; D20/21, 29; D23/215,
D23/222, 377, 385, 413; D26/4, 7, 14, 16,
D26/19, 57, 73, 80, 81, 101, 127; 446/3,
446/34, 36, 176, 199, 201, 217, 218, 233,
446/234, 236, 237, 238, 240-266; 73/170.01,
73/170.05, 170.06; 428/4, 5, 7-17, 23-27,
428/31, 542.2, 542.4, 542.6; 40/411-415,
40/429-432, 439-441, 473, 479, 480
See application file for complete search history.

(56) **References Cited**

U.S. PATENT DOCUMENTS

1,310,234 A * 7/1919 Denning 40/413

* cited by examiner

Primary Examiner—Catherine Tuttle

(74) *Attorney, Agent, or Firm*—Cislo & Thomas LLP

(57) **CLAIM**


We claim the ornamental design for a spinning flower novelty, as shown and described herein.

DESCRIPTION

FIG. 1. is a top view of our spinning flower novelty;
FIG. 2. is a right side elevational view thereof;
FIG. 3. is a left side elevational view thereof;
FIG. 4. is a back elevational view thereof; and,
FIG. 5. is a front elevational view thereof.

The vertical shaft portion of the design is shown partially broken away in the various elevational views to indicated indeterminate length.

1 Claim, 3 Drawing Sheets



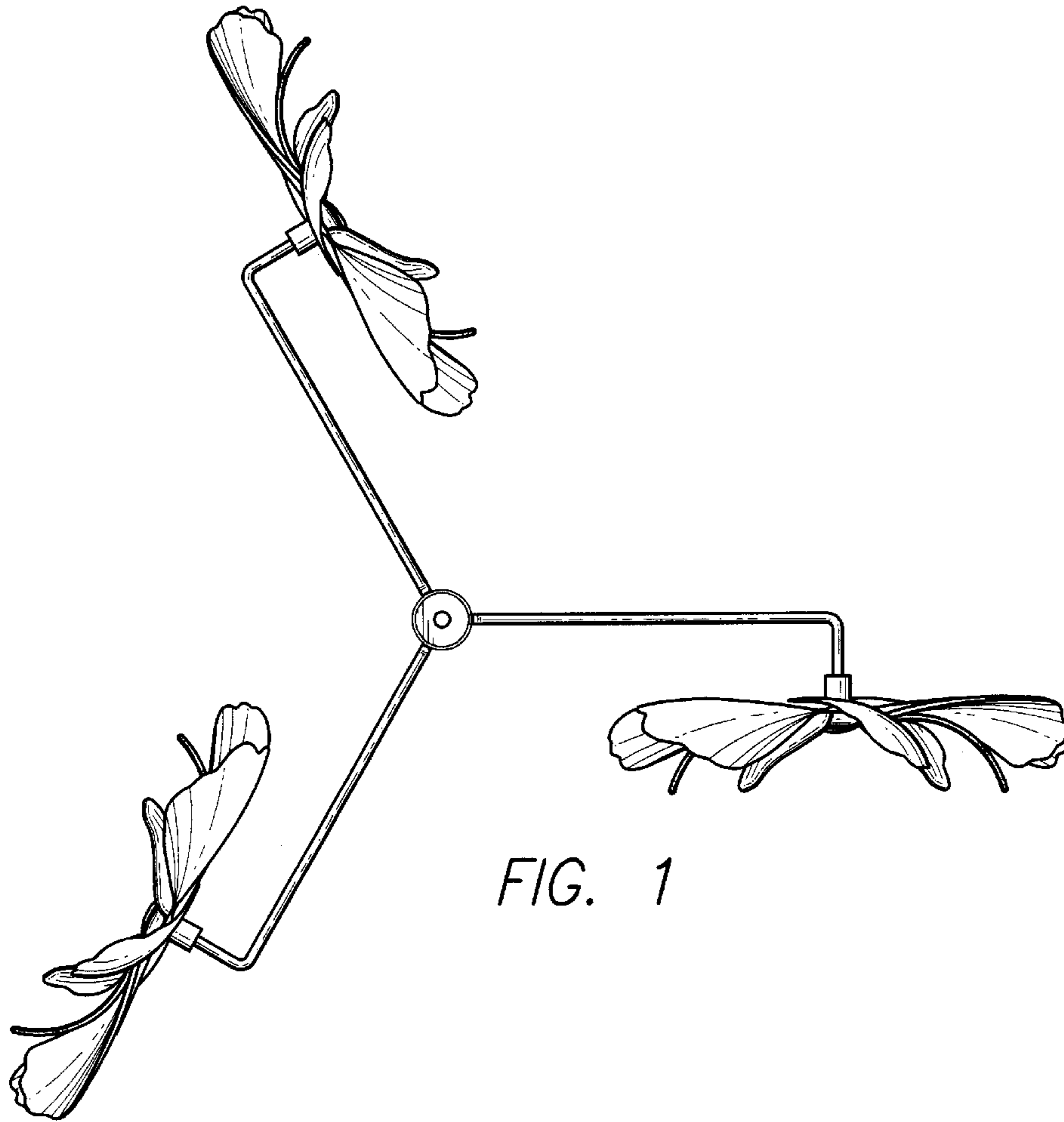


FIG. 1

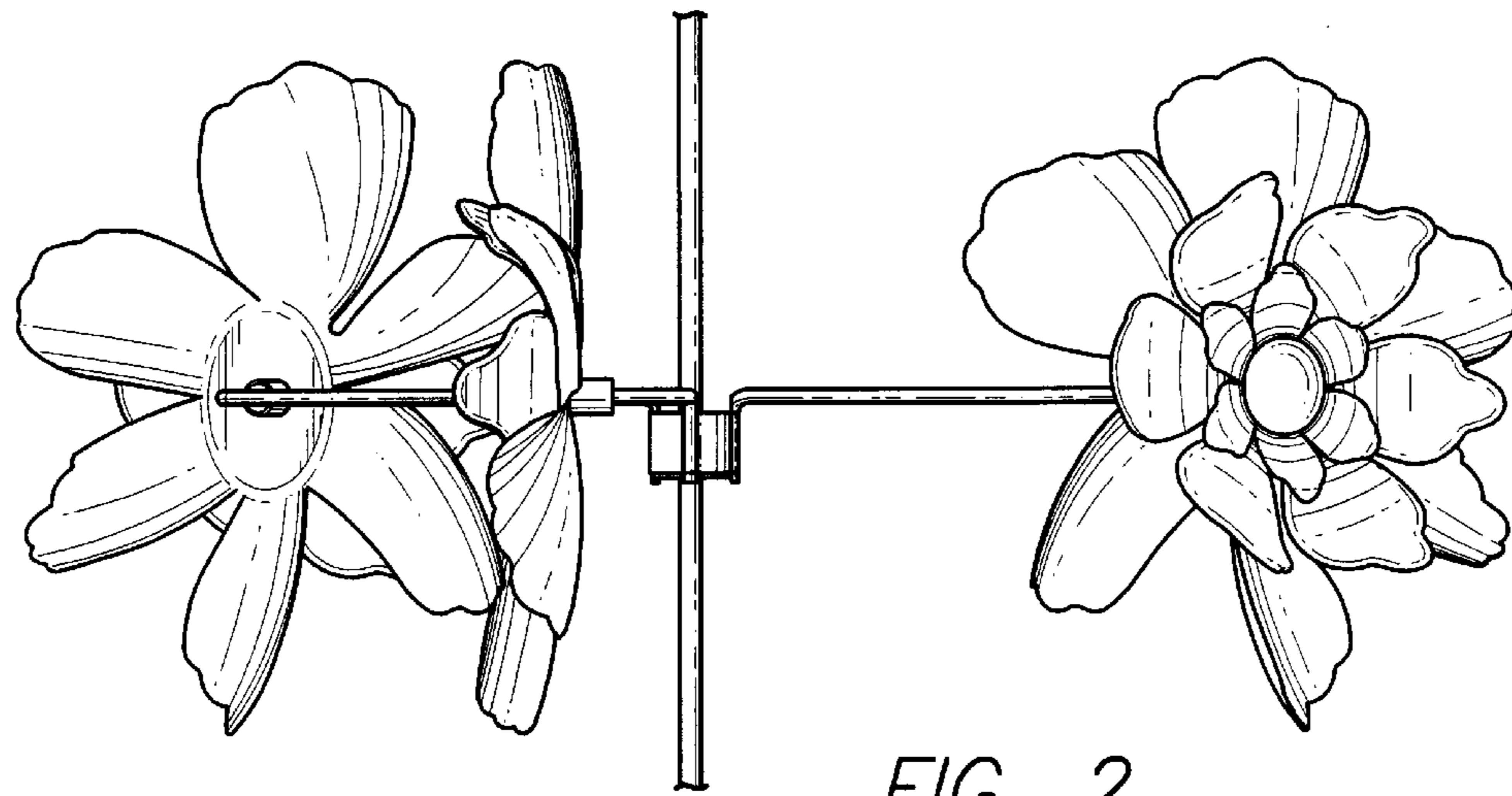


FIG. 2

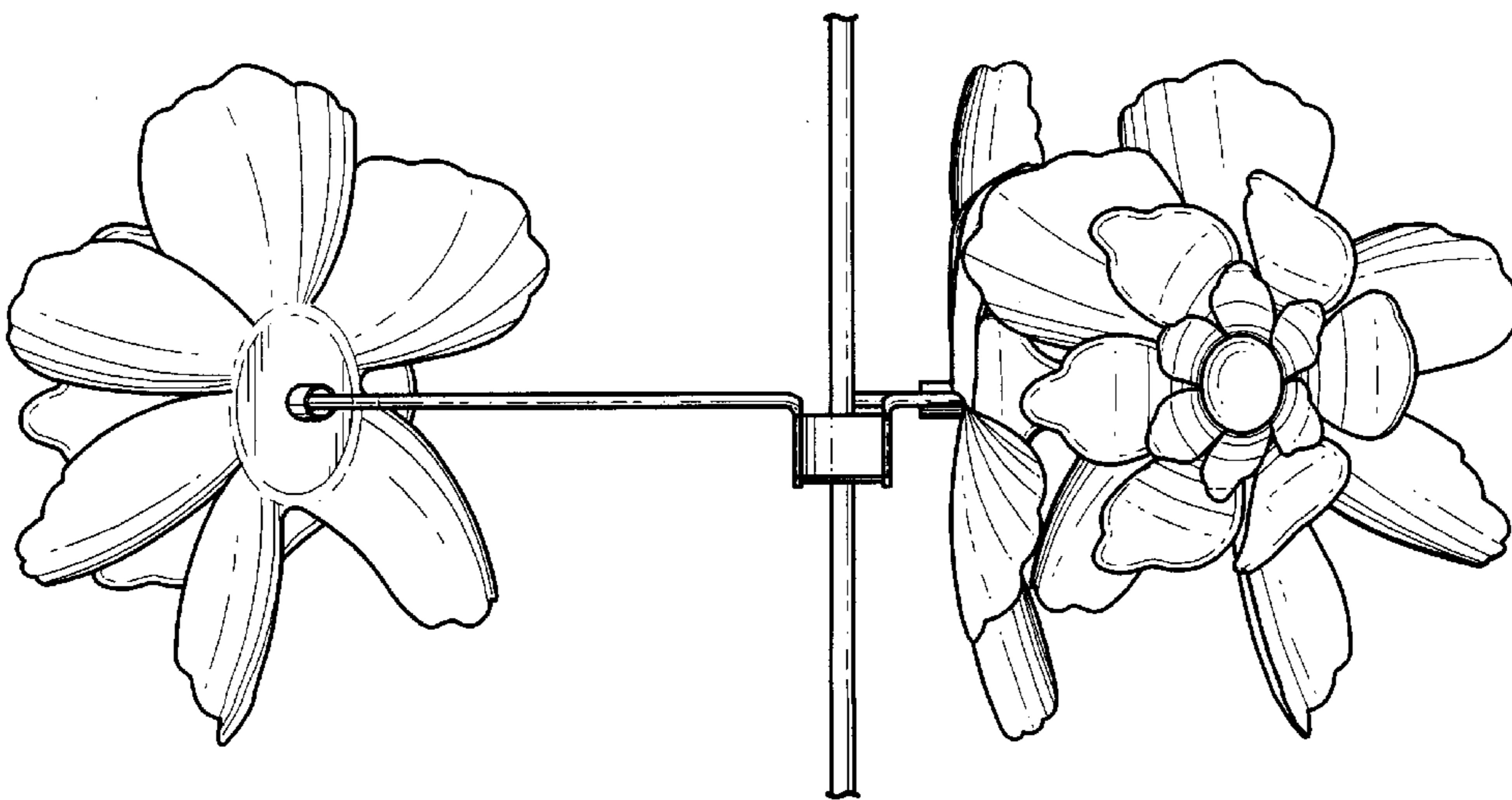


FIG. 3

