



US00D527660S

(12) **United States Design Patent**
Bayer et al.

(10) **Patent No.:** **US D527,660 S**
(45) **Date of Patent:** **** Sep. 5, 2006**

(54) **VIBRATORY ELEMENT FOR AN INERTIAL DEVICE**

(75) Inventors: **Lex Neal Bayer**, Palo Alto, CA (US);
Steven Porter Hotelling, San Jose, CA (US)

(73) Assignee: **Thomson Licensing**, Boulogne (FR)

(**) Term: **14 Years**

(21) Appl. No.: **29/224,981**

(22) Filed: **Mar. 9, 2005**

(51) **LOC (8) Cl.** **10-04**

(52) **U.S. Cl.** **D10/65**

(58) **Field of Classification Search** 73/1.77,
73/503.3, 504.08, 504.18; 74/5, 5.34, 5.4,
74/5.8, 5.9; 33/275, 321, 323, 329; 473/511,
473/578; D21/301, 302, 312, 362, 441, 443,
D21/573-574; D10/65

See application file for complete search history.

(56) **References Cited**

U.S. PATENT DOCUMENTS

5,450,751	A *	9/1995	Putty et al.	73/504.18
6,443,009	B1 *	9/2002	De Salaberry	73/504.13
D464,088	S *	10/2002	Hu	D21/443
D478,636	S *	8/2003	Ansems	D21/342
6,666,092	B1 *	12/2003	Zarabadi et al.	73/514.02
6,686,807	B1 *	2/2004	Giousouf et al.	73/504.08
6,848,305	B1 *	2/2005	Fell et al.	73/504.13

6,948,368	B1 *	9/2005	Onfroy	76/514.21
2004/0144174	A1 *	7/2004	Fell et al.	73/504.12
2004/0231418	A1 *	11/2004	Jeong et al.	73/504.08

* cited by examiner

Primary Examiner—Robert A. Delehanty

Assistant Examiner—Mark Cavanna

(74) *Attorney, Agent, or Firm*—Joseph J. Laks; Vincent E. Duffy; Michael A. Pugel

(57) **CLAIM**

An ornamental design for a vibratory element for an inertial device, as shown and described.

DESCRIPTION

FIG. 1 is a top view of a vibratory element for an inertial device showing our new design;

FIG. 2 is a front view of the vibratory element for an inertial device;

FIG. 3 is a bottom view of the vibratory element for an inertial device;

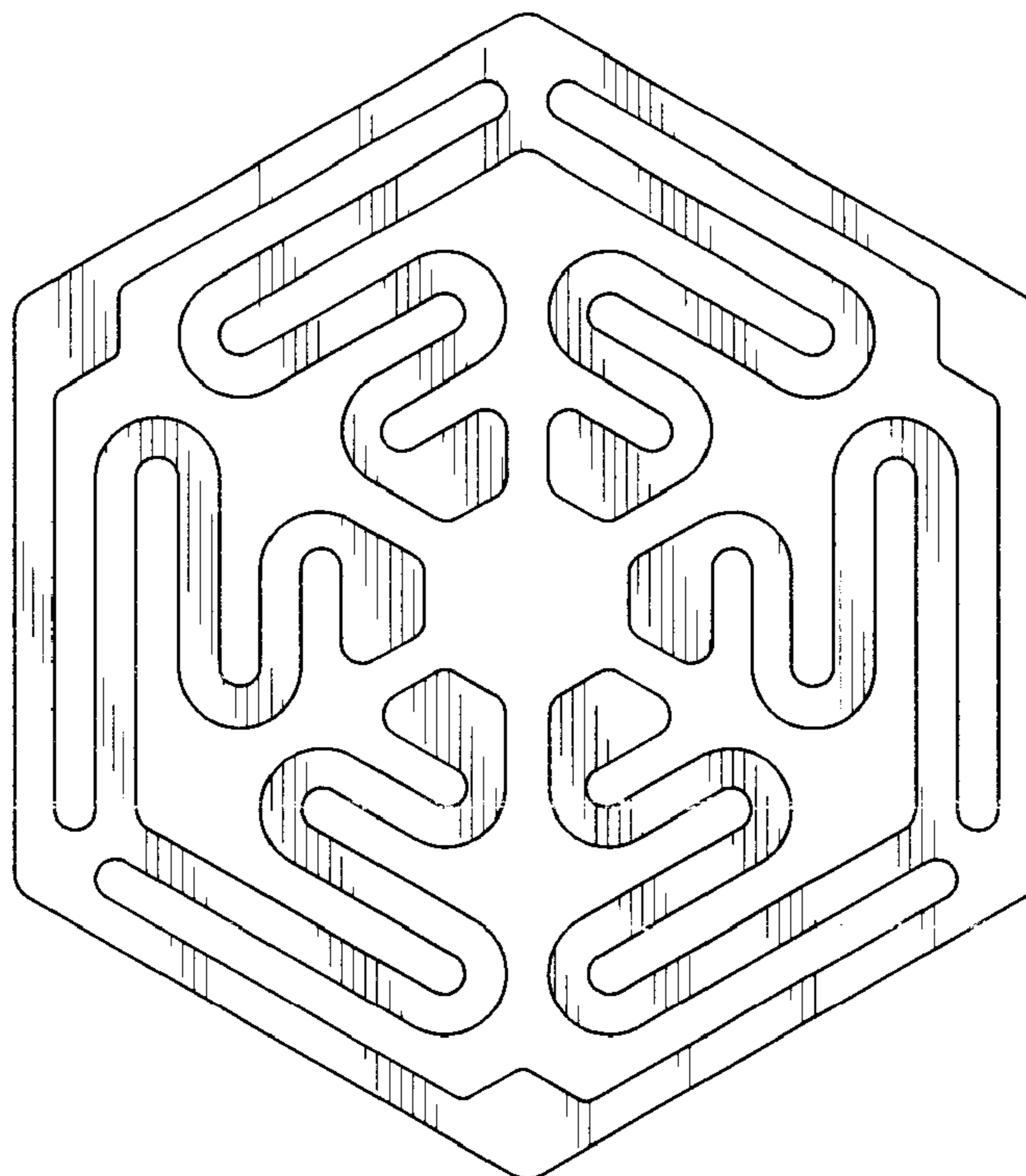
FIG. 4 is a side view of the vibratory element for an inertial device;

FIG. 5 is a back view of the vibratory element for an inertial device;

FIG. 6 is a side view of the vibratory element for an inertial device; and,

FIG. 7 is a perspective view of the vibratory element for an inertial device.

1 Claim, 3 Drawing Sheets



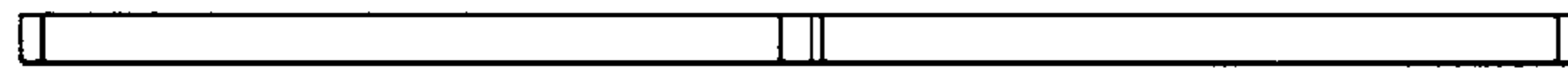


Fig. 1

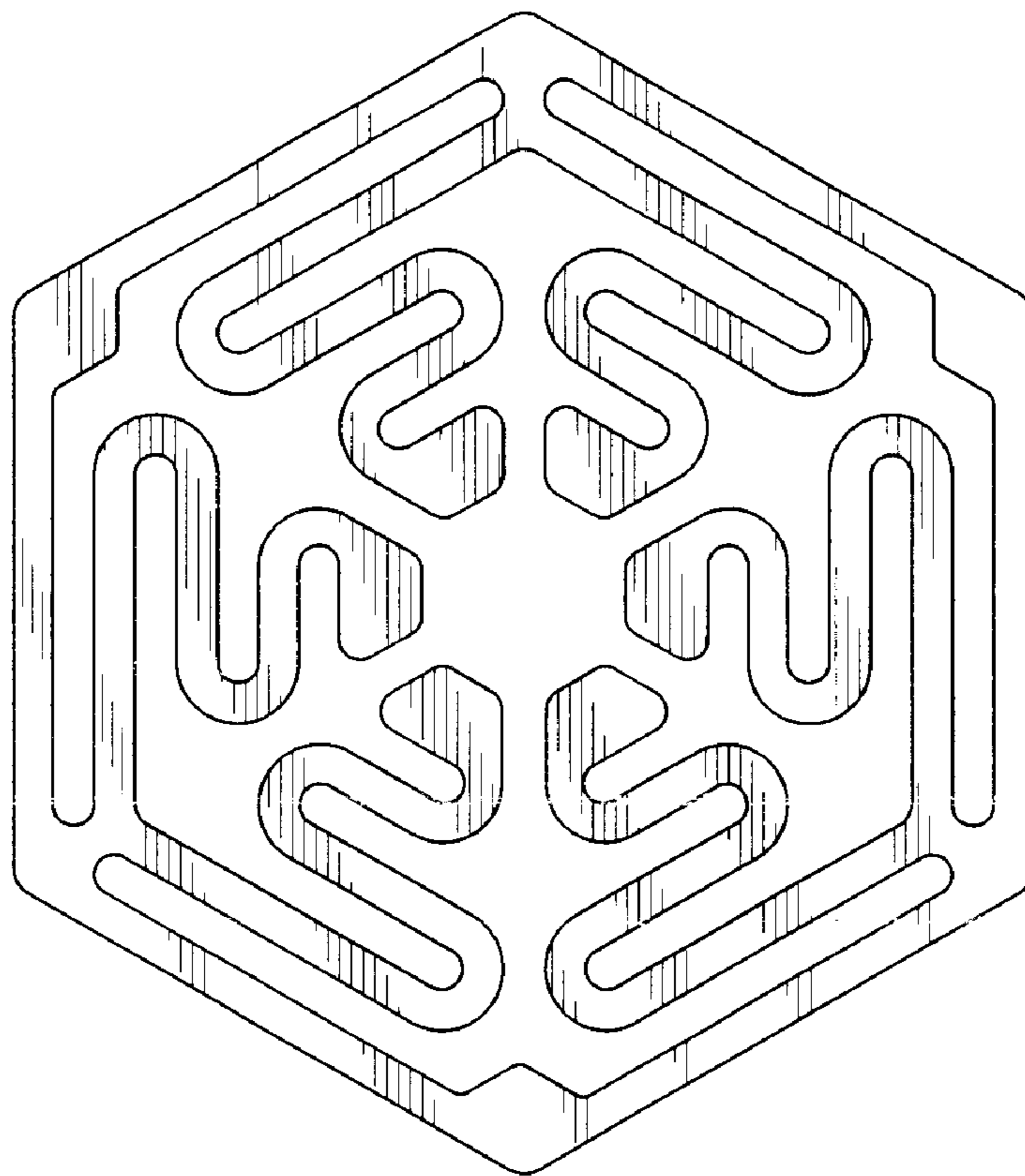


Fig. 2

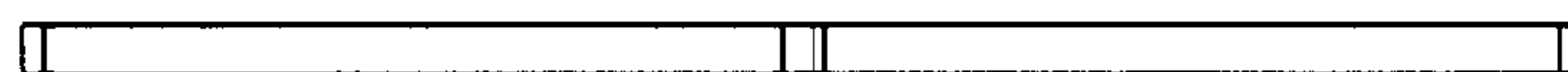


Fig. 3



Fig. 4




Fig. 5




Fig. 6

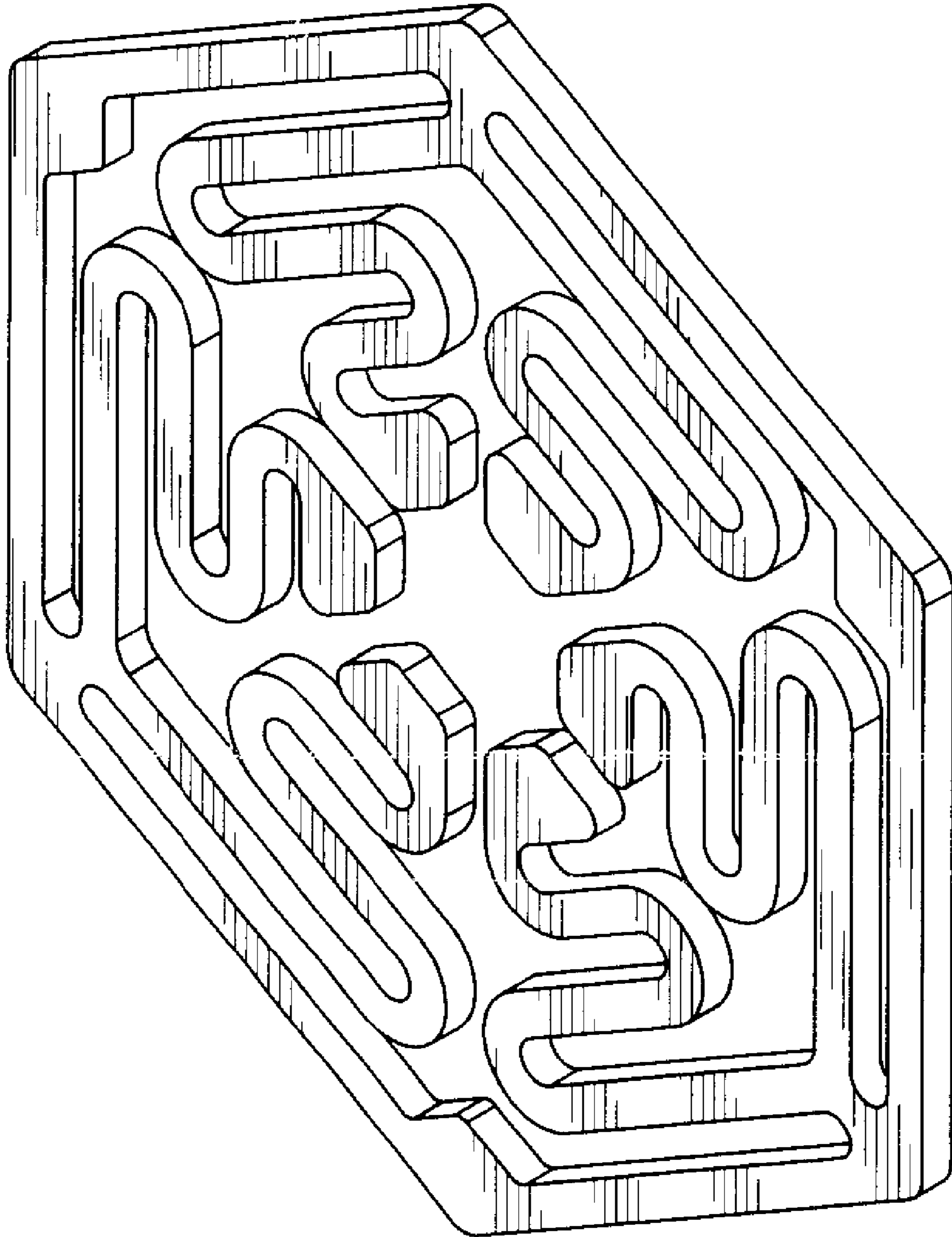


Fig. 7