



US00D527650S

(12) **United States Design Patent** (10) **Patent No.:** **US D527,650 S**
Ross (45) **Date of Patent:** **** *Sep. 5, 2006**

(54) **DISPENSER BOTTLE**

(75) Inventor: **Michael Edward Ross**, Oxford, CT (US)

(73) Assignee: **Unilever Home & Personal Care USA, division of Conopco, Inc.**, Greenwich, CT (US)

(*) Notice: This patent is subject to a terminal disclaimer.

(**) Term: **14 Years**

(21) Appl. No.: **29/213,580**

(22) Filed: **Sep. 20, 2004**

(51) **LOC (8) Cl.** **09-01**

(52) **U.S. Cl.** **D9/691**

(58) **Field of Classification Search** D9/691, D9/500, 515, 529, 542, 545, 560, 574, 575, D9/682

See application file for complete search history.

(56) **References Cited**

U.S. PATENT DOCUMENTS

D309,423 S	7/1990	Alizard	
D425,408 S	* 5/2000	Bakic D9/695
D432,921 S	10/2000	Gobe	
D441,296 S	5/2001	Majerowski	
D444,390 S	7/2001	Kokenge et al.	
D445,686 S	* 7/2001	Danielo et al. D9/448
D446,121 S	* 8/2001	Maddy D9/500

D448,678 S	10/2001	Bakic
D451,402 S	12/2001	Kokenge et al.
D459,996 S	7/2002	Kuzma et al.
D467,807 S	12/2002	Bakic
D479,470 S	9/2003	Braaten et al.
D484,417 S	12/2003	Cummings
D486,400 S	2/2004	Bakic
D486,741 S	2/2004	Houghton
D486,742 S	2/2004	Houghton

* cited by examiner

Primary Examiner—Stella Reid

Assistant Examiner—R C M

(74) *Attorney, Agent, or Firm*—Milton L. Honig

(57) **CLAIM**

The ornamental design for a dispenser bottle, as shown and described.

DESCRIPTION

FIG. 1 is a front perspective view of a dispenser bottle showing my new design;

FIG. 2 is a front elevational view thereof;

FIG. 3 is a rear elevational view thereof;

FIG. 4 is a right side elevational view thereof;


FIG. 5 is a left side elevational view thereof;

FIG. 6 is a top plan view thereof; and,

FIG. 7 is a bottom plan view thereof.

The broken line shown of a collar and nozzle is for illustrative purposes only and forms no part of the claimed design.

1 Claim, 4 Drawing Sheets






FIG. 1

FIG. 2




FIG. 3

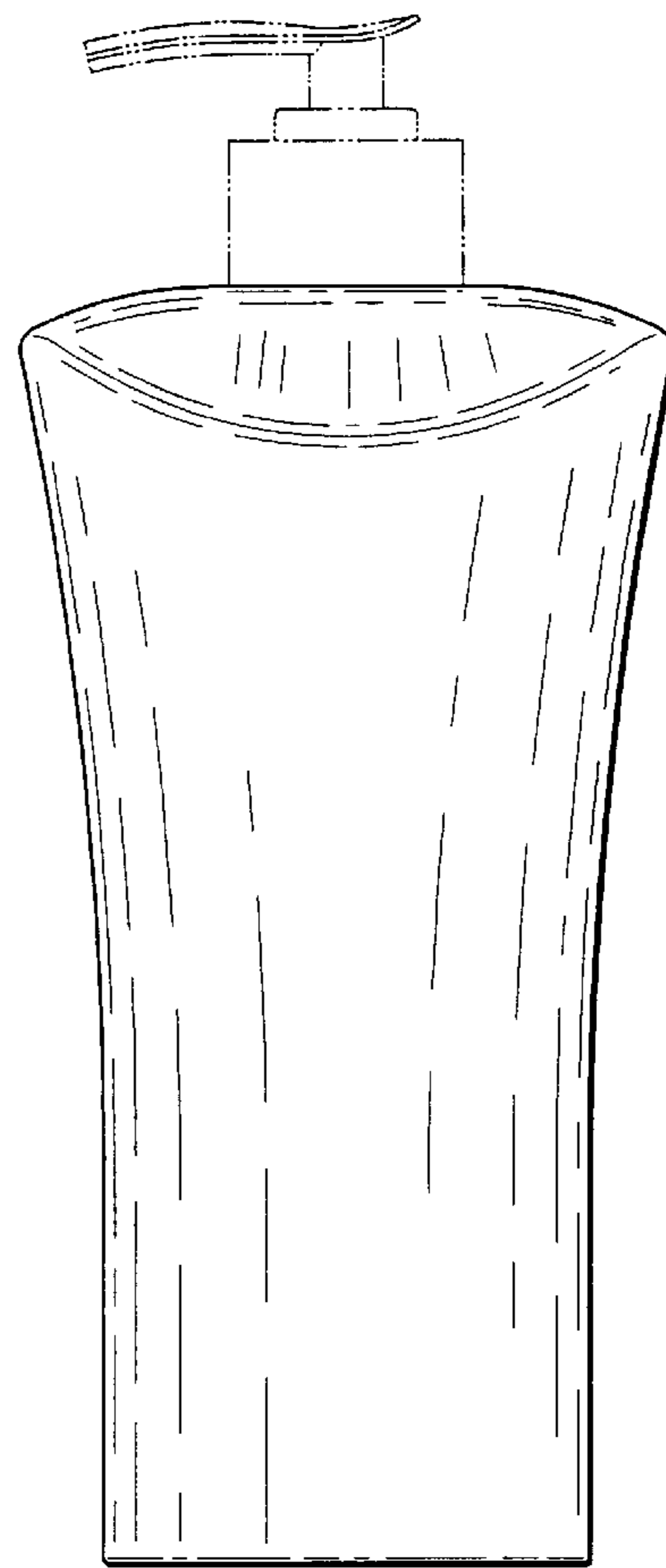


FIG. 4




FIG. 5




FIG. 6

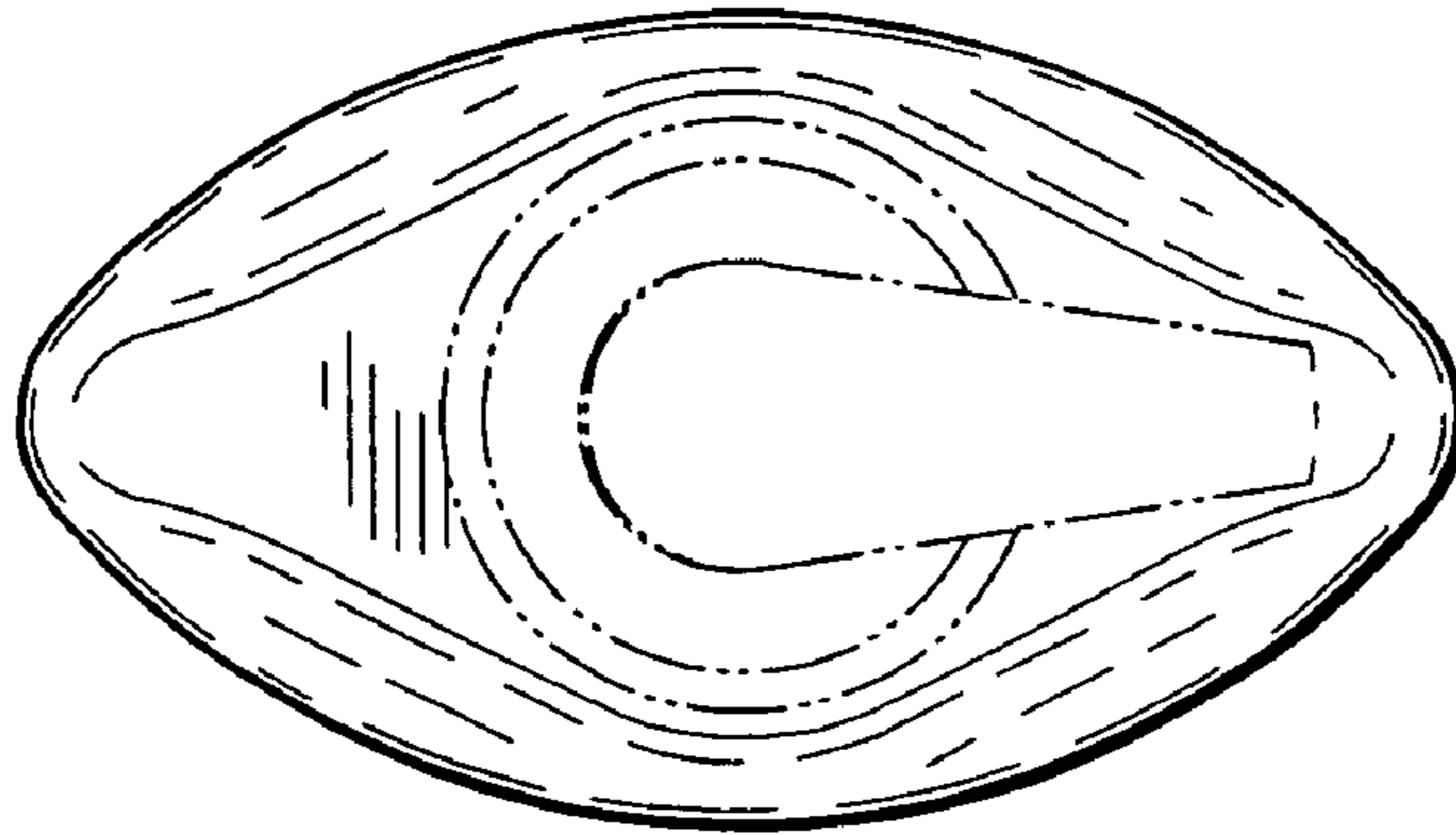


FIG. 7

