

US00D527642S

(12) **United States Design Patent**
Priestman

(10) **Patent No.:** **US D527,642 S**

(45) **Date of Patent:** **** Sep. 5, 2006**

(54) **CONTAINER**

(75) Inventor: **Paul Priestman**, London (GB)

(73) Assignee: **The Boots Group PLC**, Nottingham (GB)

(**) Term: **14 Years**

(21) Appl. No.: **29/245,225**

(22) Filed: **Dec. 19, 2005**

D189,374 S	*	11/1960	Harris	D9/504
4,201,294 A	*	5/1980	Roccaforte	D9/501
D375,895 S	*	11/1996	Miller	D9/691
D415,319 S	*	10/1999	Bakic	D28/76
D419,719 S	*	1/2000	Garcia	D28/7
D472,147 S	*	3/2003	Herrmann	D9/504
D472,152 S	*	3/2003	Joubert	D9/529
D486,394 S	*	2/2004	Bakic	D9/510
D487,016 S	*	2/2004	DeBiasse et al.	D9/445
D490,313 S	*	5/2004	DeBiasse et al.	D9/444
D509,434 S	*	9/2005	Haruta	D9/504
D509,739 S	*	9/2005	Haruta	D9/504

* cited by examiner

Related U.S. Application Data

(62) Division of application No. 29/203,195, filed on Apr. 8, 2004.

(30) **Foreign Application Priority Data**

Oct. 10, 2003 (EM) 000117882-0001
Oct. 10, 2003 (EM) 000117890-0001

(51) **LOC (8) Cl.** **09-01**

(52) **U.S. Cl.** **D9/529; D28/76; D28/88**

(58) **Field of Classification Search** D9/434,
D9/500, 503-504, 510-511, 516, 529, 549,
D9/558, 574-575, 686, 688-691, 723-727;
D28/4, 7-8, 75-77, 85-86, 88-89, 91.1;
215/381-385, 396, 398, 400; 220/669, 675-676;
206/581

See application file for complete search history.

(56) **References Cited**

U.S. PATENT DOCUMENTS

D139,381 S * 11/1944 Harris D9/504

Primary Examiner—Ian Simmons

Assistant Examiner—Dana Sipos

(74) *Attorney, Agent, or Firm*—Abelman, Frayne & Schwab

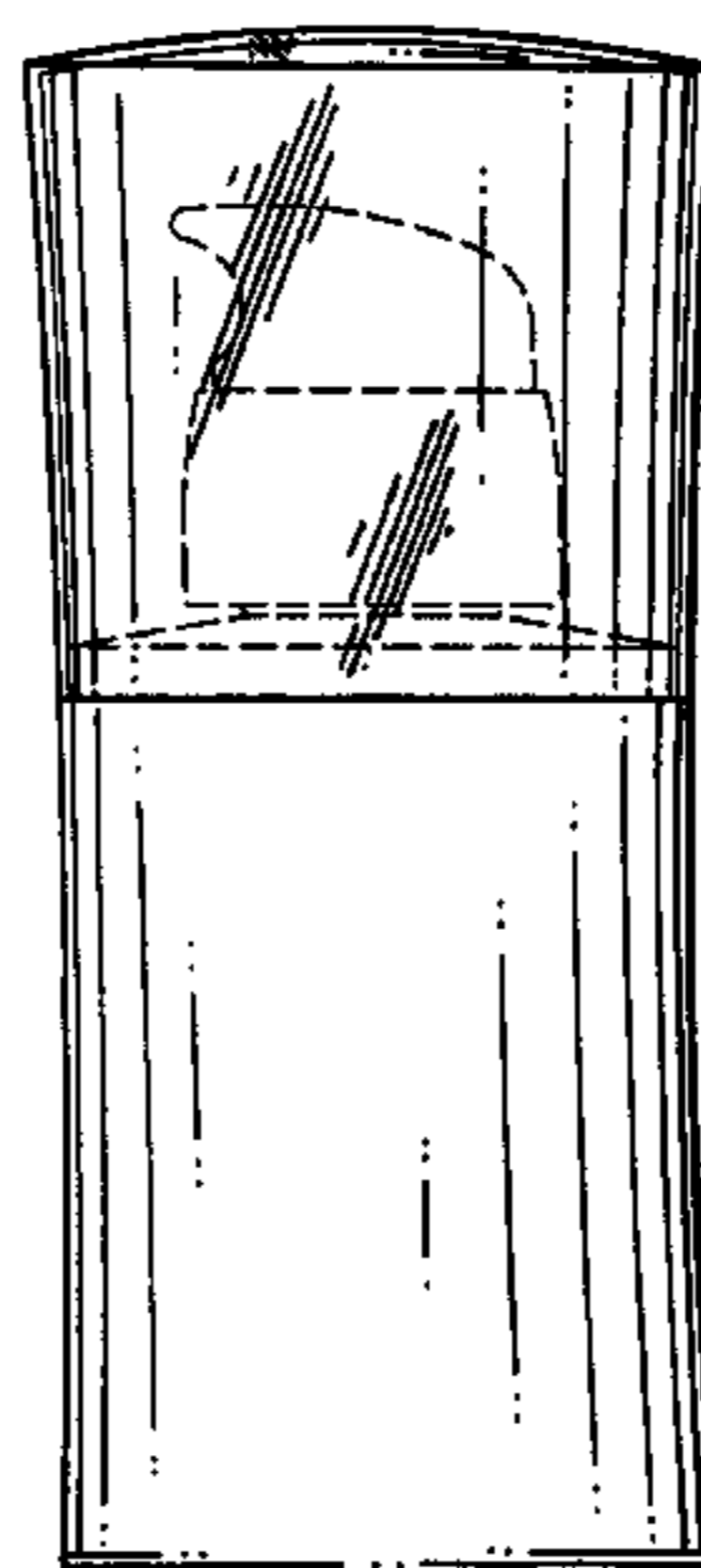
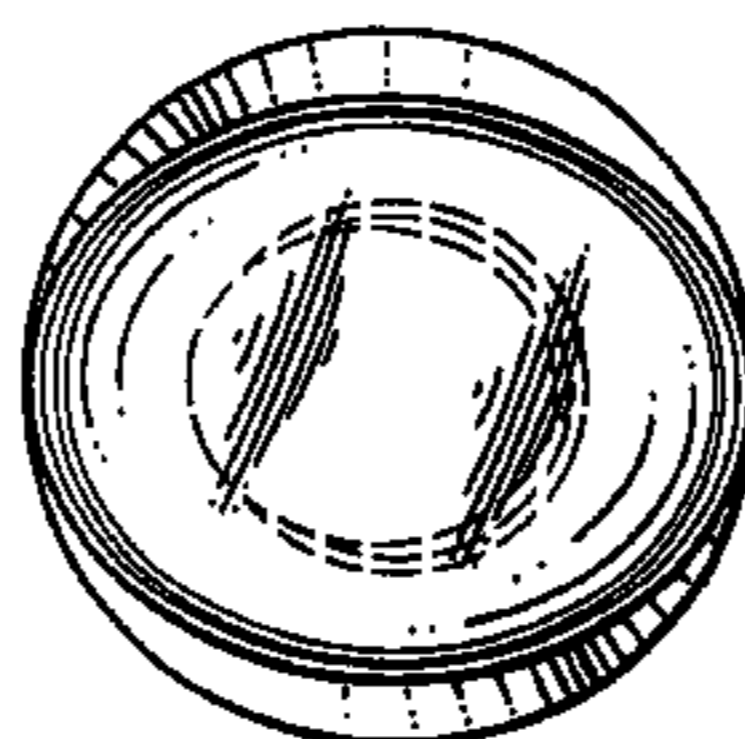
(57) **CLAIM**

I claim the ornamental design for a container, as shown and described.

DESCRIPTION

FIG. 1 is a top plan view showing my new container design; FIG. 2 is a left side elevation view thereof, the right side being a mirror image; FIG. 3 is a front elevation view thereof; the rear side elevation view being a mirror image; and, FIG. 4 is a bottom view thereof. The broken line showings of the dispensing nozzle are for illustrative purposes only and form no part of the claimed design.

1 Claim, 1 Drawing Sheet



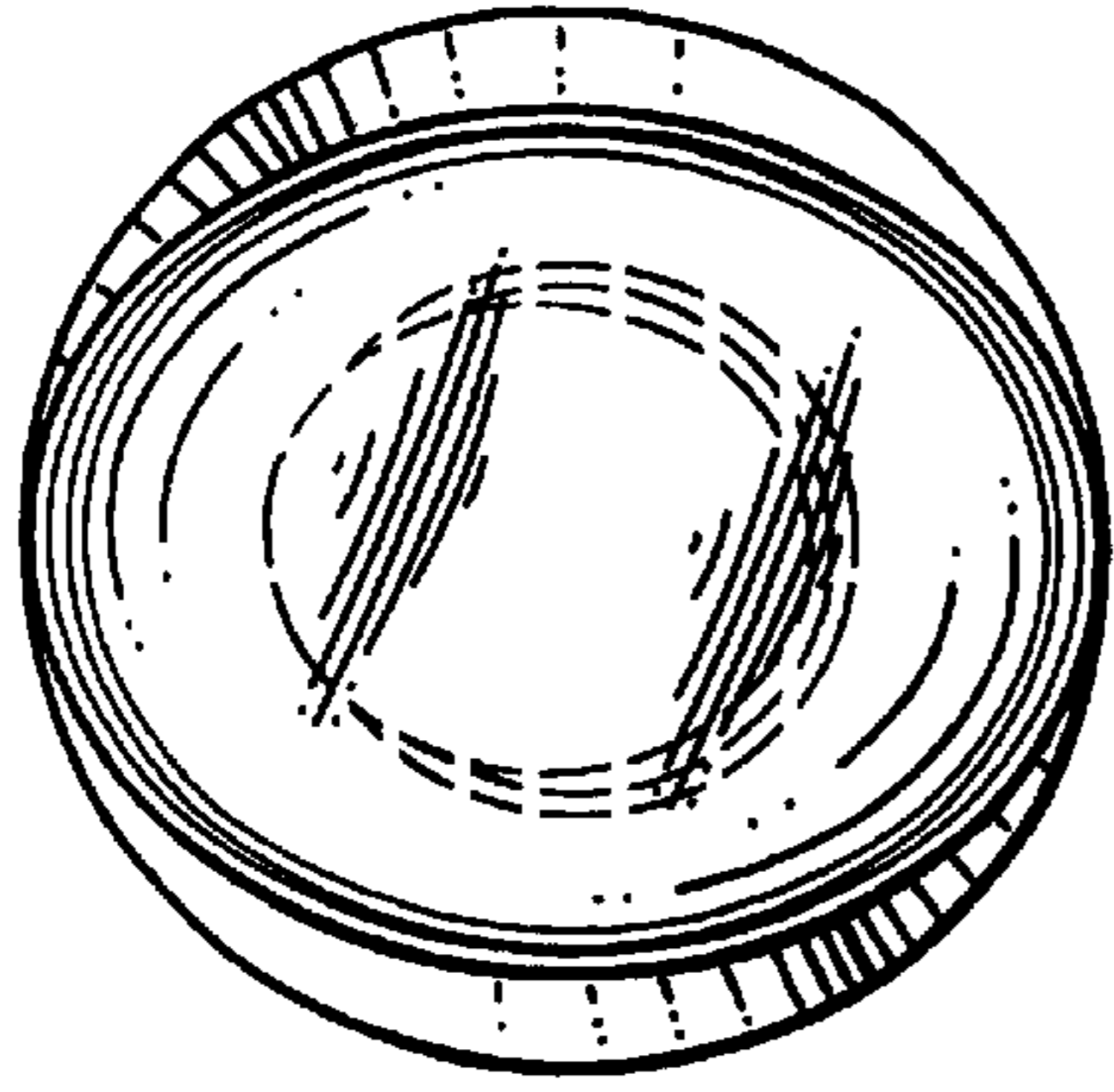


FIG. 1

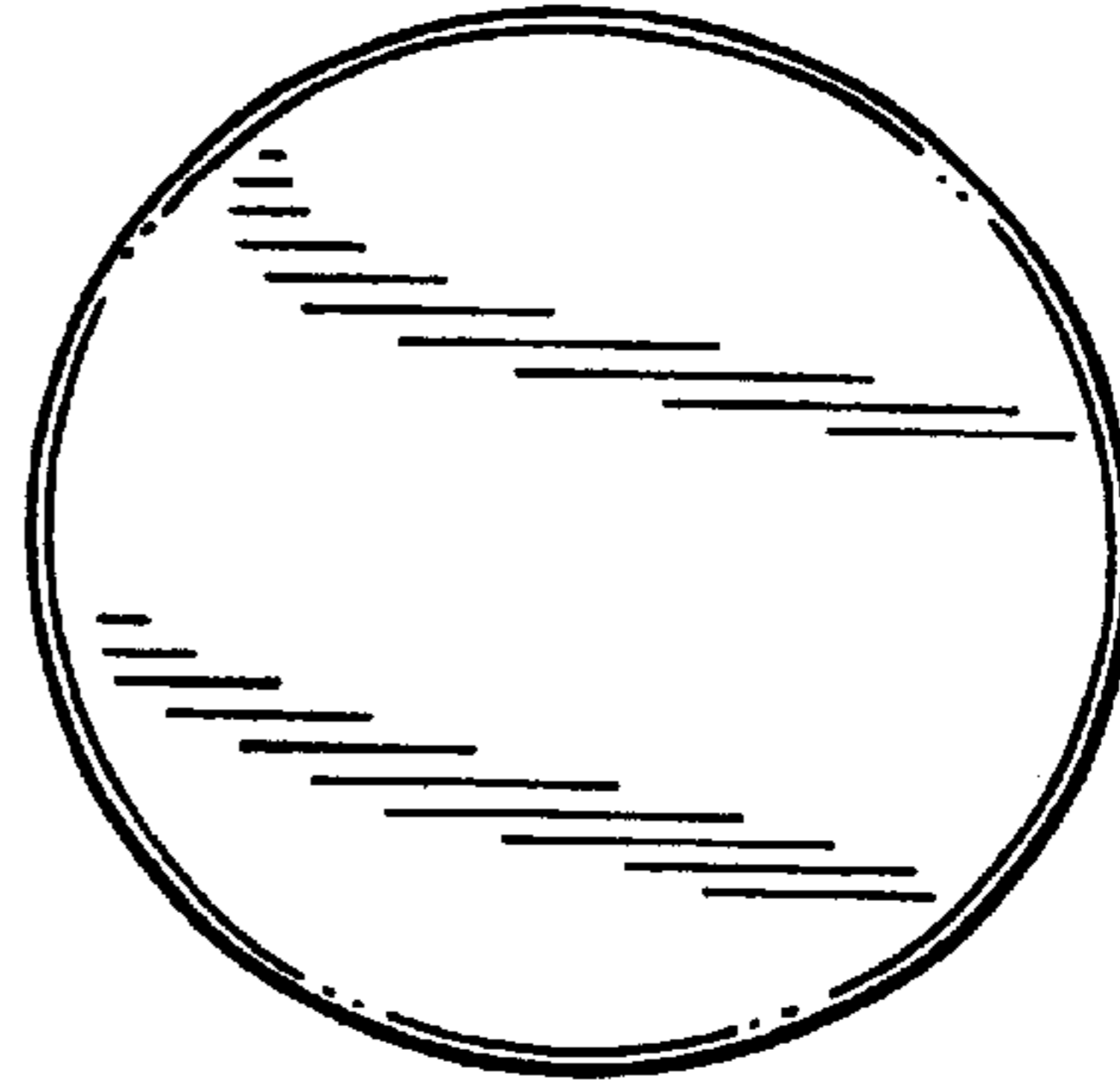


FIG. 4

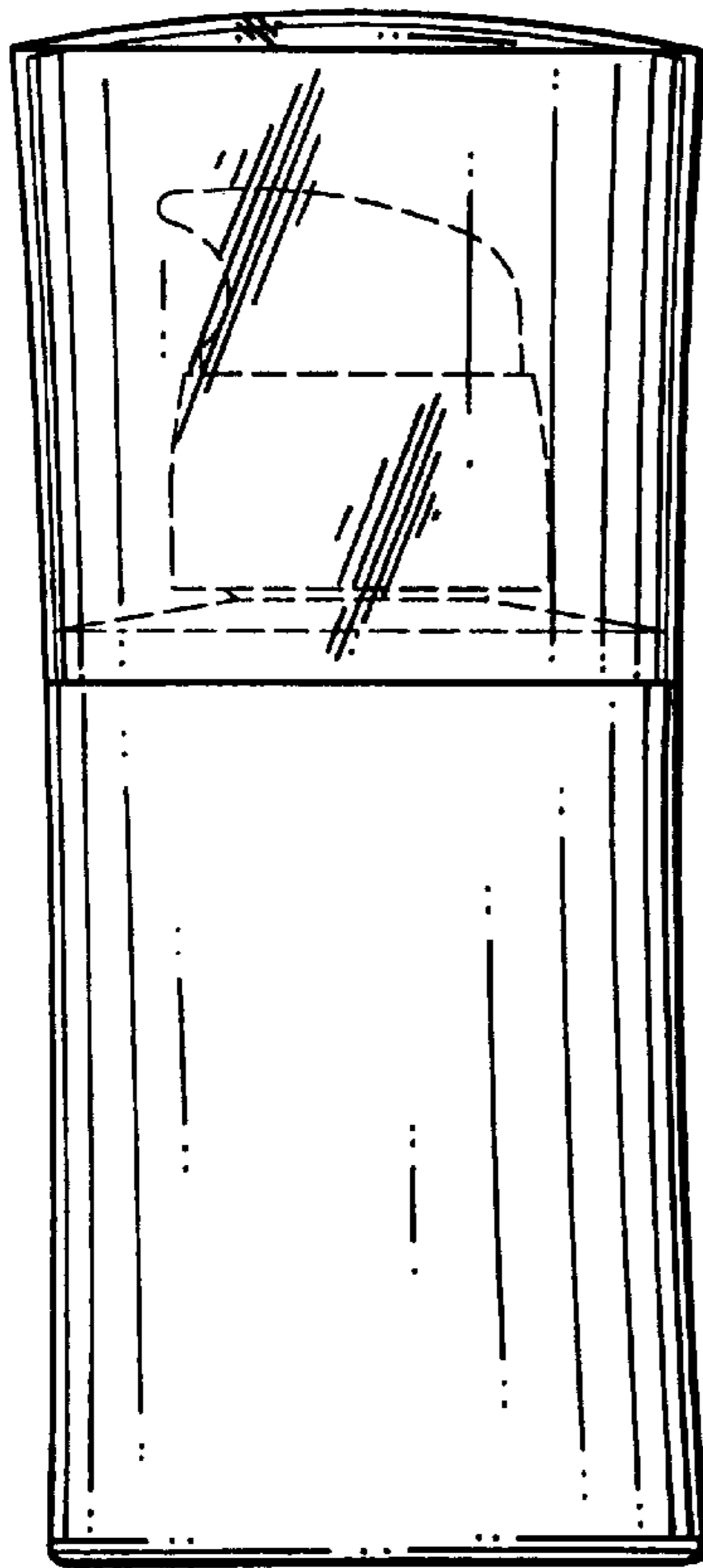


FIG. 2

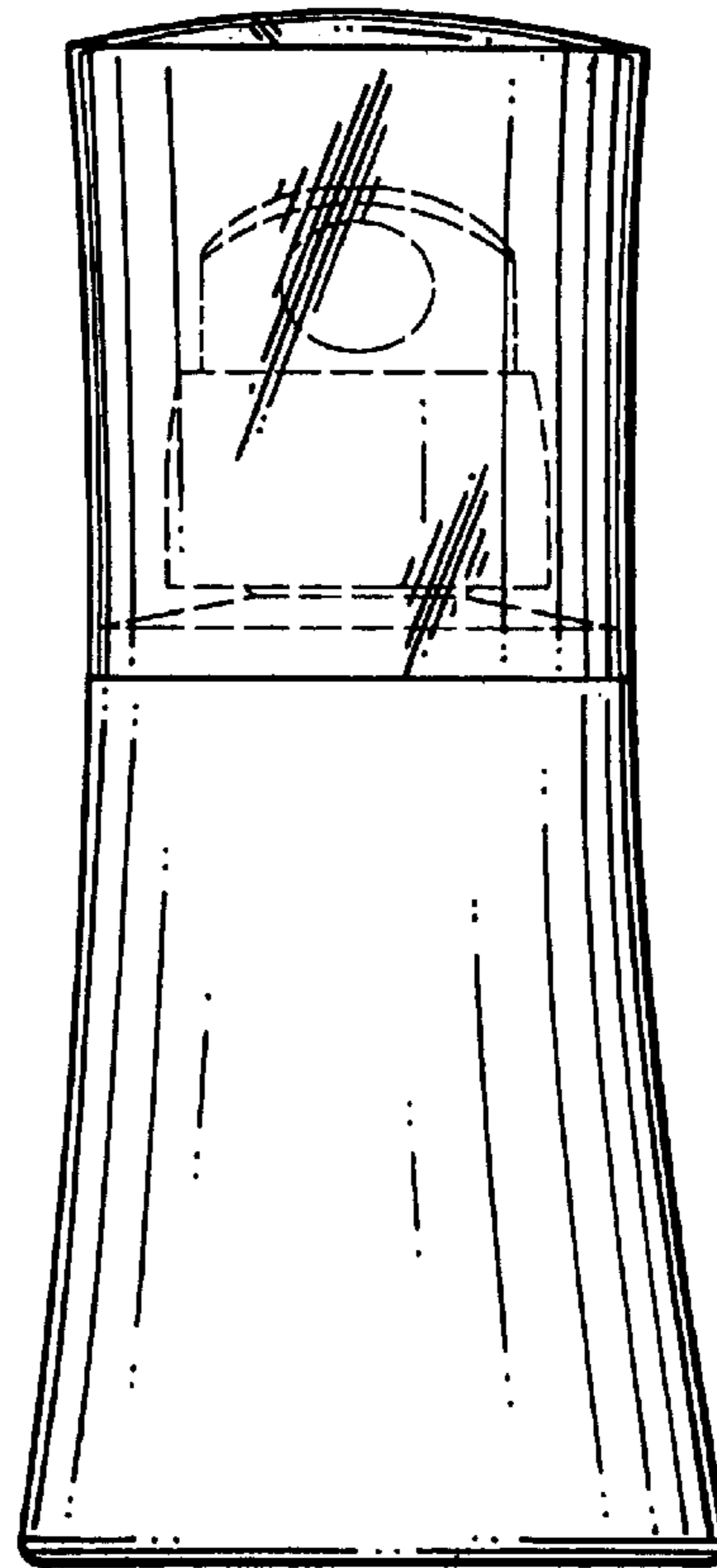


FIG. 3