



US00D527623S

(12) **United States Design Patent**  
**DePaul**

(10) **Patent No.:** **US D527,623 S**

(45) **Date of Patent:** **\*\* Sep. 5, 2006**

(54) **DECORATIVE CORNER GUARD**

(75) Inventor: **Robert DePaul**, Staten Island, NY (US)

(73) Assignee: **Scott P. Schulman**, Holmdel, NJ (US)

(\*\*) Term: **14 Years**

(21) Appl. No.: **29/234,016**

(22) Filed: **Jul. 13, 2005**

(51) **LOC (8) Cl.** ..... **08-01**

(52) **U.S. Cl.** ..... **D8/403**

(58) **Field of Classification Search** ..... D8/403;  
D25/119, 164, 55, 60, 101, 102, 125, 136,  
D25/137, 145, 157, 199; 248/345.1; 52/287.1;  
312/137

See application file for complete search history.

(56) **References Cited**

U.S. PATENT DOCUMENTS

D117,893 S \* 12/1939 Bonnell ..... D8/403  
5,592,901 A \* 1/1997 Birmingham ..... 248/345.1  
D411,739 S \* 6/1999 Havens ..... D8/403

6,044,601 A \* 4/2000 Chmela et al. .... 52/287.1

6,263,630 B1 \* 7/2001 Bennett ..... 52/287.1

D462,259 S \* 9/2002 Williams ..... D8/403

D478,502 S \* 8/2003 Zamberg et al. .... D8/403

D479,799 S \* 9/2003 Zamberg et al. .... D8/403

\* cited by examiner

*Primary Examiner*—Brian N Vinson

(74) *Attorney, Agent, or Firm*—Nixon Peabody LLP;  
Corinne R. Gorski

(57) **CLAIM**

The ornamental design for a decorative corner guard, as shown and described.


**DESCRIPTION**

FIG. 1 is a perspective view of a decorative corner guard showing my new design; and,

FIG. 2 is a front elevational view thereof.

The broken-line disclosure in the views is intended to represent environment which forms no part of the claimed design.

**1 Claim, 2 Drawing Sheets**







FIG. 1



*FIG. 2*