

US00D527603S

(12) **United States Design Patent** (10) **Patent No.:** **US D527,603 S**
Gullicks et al. (45) **Date of Patent:** **** Sep. 5, 2006**

(54) **MEDIA CUTTER**

(75) Inventors: **Scott D. Gullicks**, Apple Valley, MN (US); **Joy A. Packard**, Somerset, WI (US); **Scott D. Pearson**, Woodbury, MN (US); **Rosario Donato De Salvo**, Milan (IT); **Sigurdur Thorsteinsson**, Milan (IT)

(73) Assignee: **3M Innovative Properties Company**, St. Paul, MN (US)

(**) Term: **14 Years**

(21) Appl. No.: **29/232,658**

(22) Filed: **Jun. 22, 2005**

(51) **LOC (8) Cl.** **08-03**

(52) **U.S. Cl.** **D8/98**

(58) **Field of Classification Search** D8/98,
D8/99, 102, 107; D3/18; 30/294, 314, 320,
30/335

See application file for complete search history.

(56) **References Cited**

U.S. PATENT DOCUMENTS

3,824,688 A	7/1974	Goffe
3,835,536 A	9/1974	Marcoux
D254,243 S	2/1980	Florian et al.
D269,154 S	5/1983	Freedman et al.
4,581,823 A	4/1986	Gilman
D291,651 S	9/1987	Sieg et al.
D305,499 S	1/1990	Walker
D320,150 S	9/1991	Huang
D323,967 S	2/1992	Talbot
D362,168 S	9/1995	Mancini
5,480,080 A	1/1996	Ferguson
5,724,738 A	3/1998	Ballarini
5,737,842 A	4/1998	Freedman
5,768,787 A	6/1998	Ireland
5,809,656 A	9/1998	Lindberg
5,896,667 A	4/1999	Hawkins
6,003,181 A	12/1999	Wenk
6,240,645 B1	6/2001	Ozeki
D481,609 S	11/2003	Perlmutter et al.

FOREIGN PATENT DOCUMENTS

DE	3614860 A1	11/1987
JP	2001-62162	3/2001
JP	2001-198368	7/2001

OTHER PUBLICATIONS

“Film & Sheet Safety Cutters,” Martor USA [on line], [retrieved from the internet Apr. 11, 2005], URL <<http://www.martorusa.com/s.nl/sc.2/category.8/.f>>, pp. 1–4.

“Snitty (On Card)—43037,” Martor USA [on line], [retrieved from the internet Apr. 7, 2005], URL <<http://www.martorusa.com/s.nl/sc.2/category.8/it.A/id.640/.f>>, pp. 1–2 and 1.

“The Amazing Open X®,” [on line], [retrieved from the internet Jun. 20, 2005], URL <<http://www.myopenx.com/guarantee.htm>>, pp. 1.

“World’s Best Gift Wrap Cutter,” New Design Inc., Vernon Hills, IL 60061, brochure, pp. 1–4.

Primary Examiner—Philip S. Hyder

(74) *Attorney, Agent, or Firm*—Trisha D. Adamson

(57) **CLAIM**

The ornamental design for a media cutter, as shown and described.

DESCRIPTION

FIG. 1 is a perspective view showing the new design for a media cutter;

FIG. 2 is a front view thereof;

FIG. 3 is a bottom view thereof;

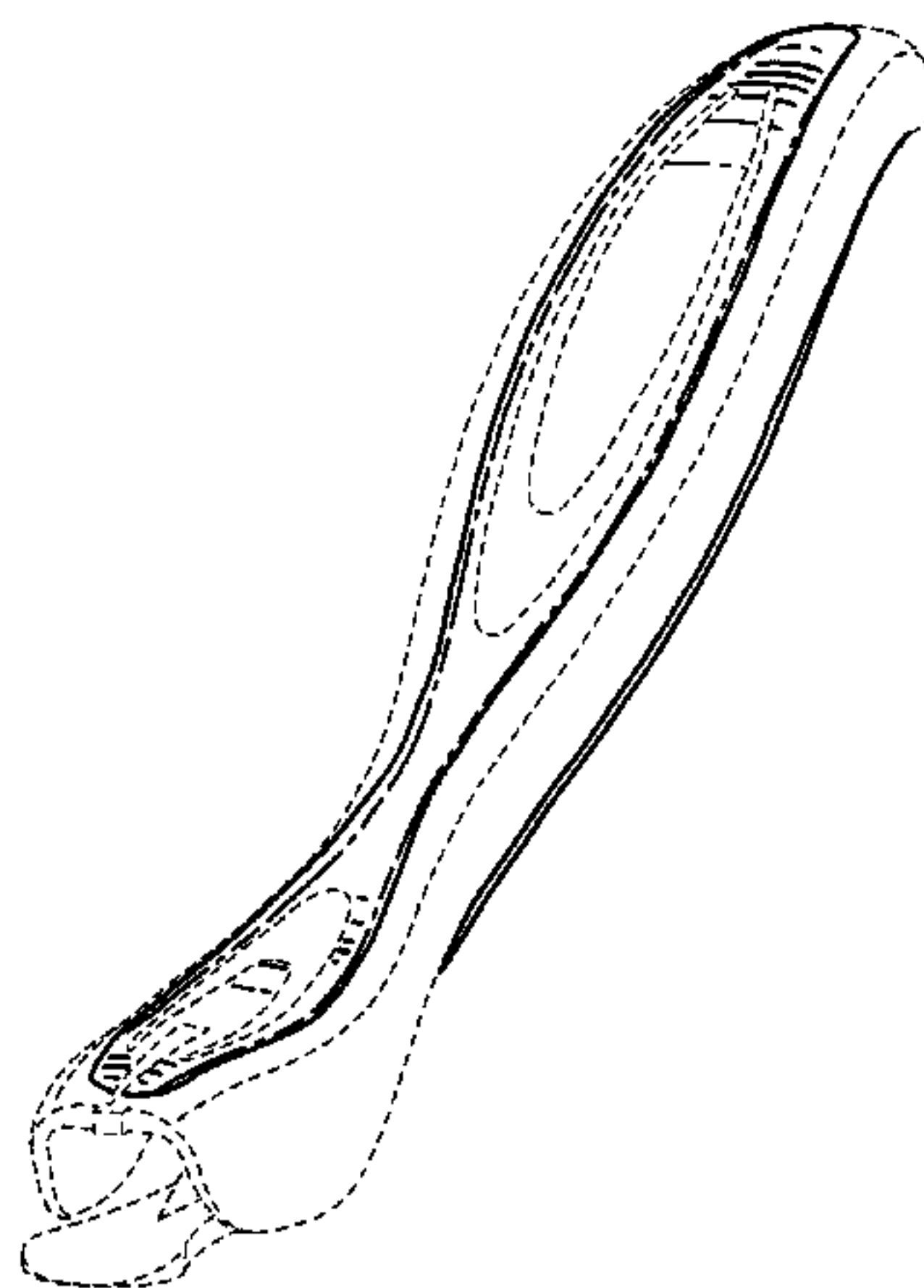
FIG. 4 is a top view thereof;

FIG. 5 is a rear view thereof; and,

FIG. 6 is a left side view thereof, the right side being a mirror image of the left side.

The broken lines in the drawings are shown for illustrative purposes only and form no part of the claimed design. In addition, the surface shading illustrated in the drawings is provided merely to highlight the contour of design; it is not intended to be illustrative of texture or gloss.

1 Claim, 3 Drawing Sheets



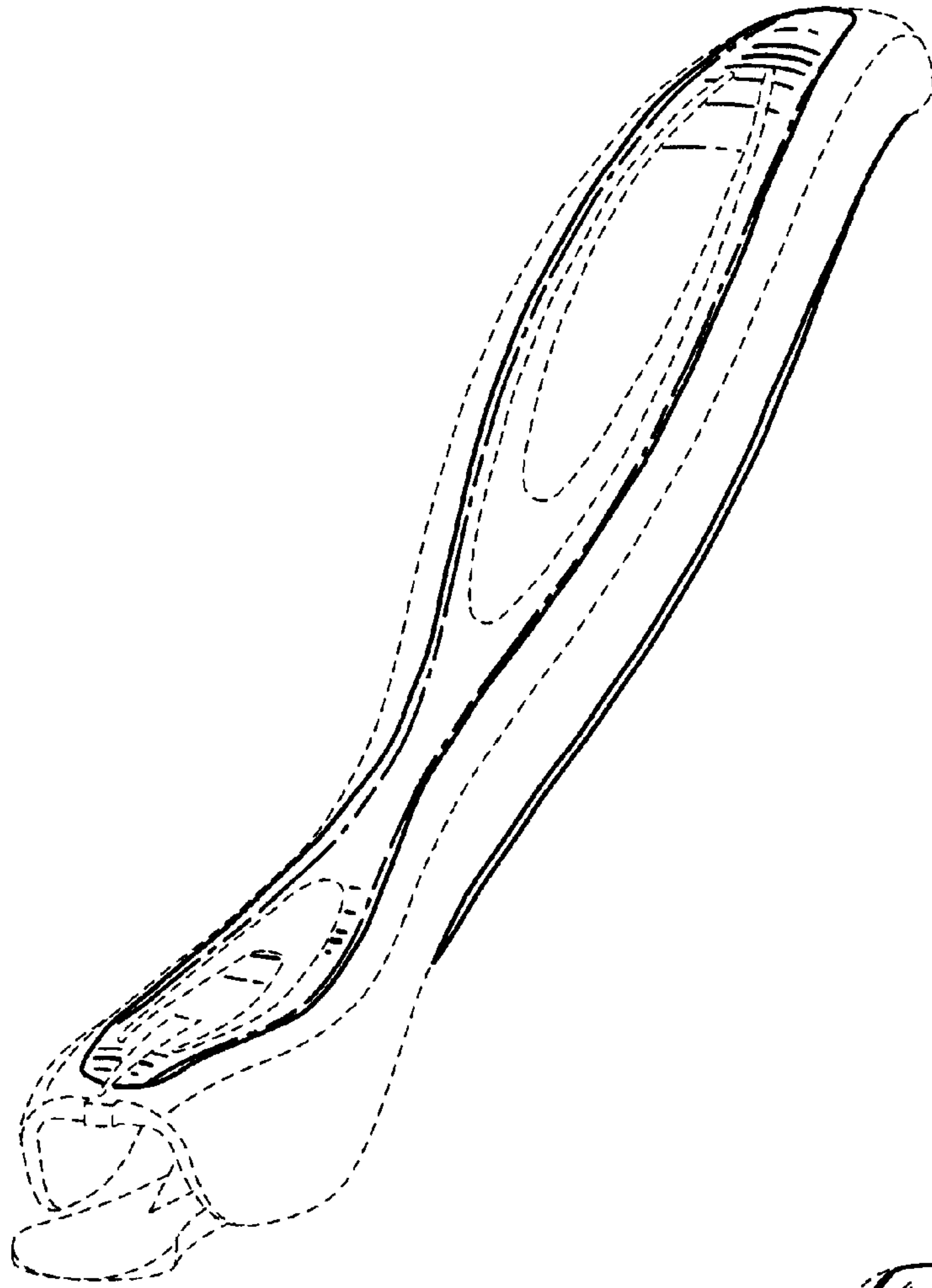


FIG. 1

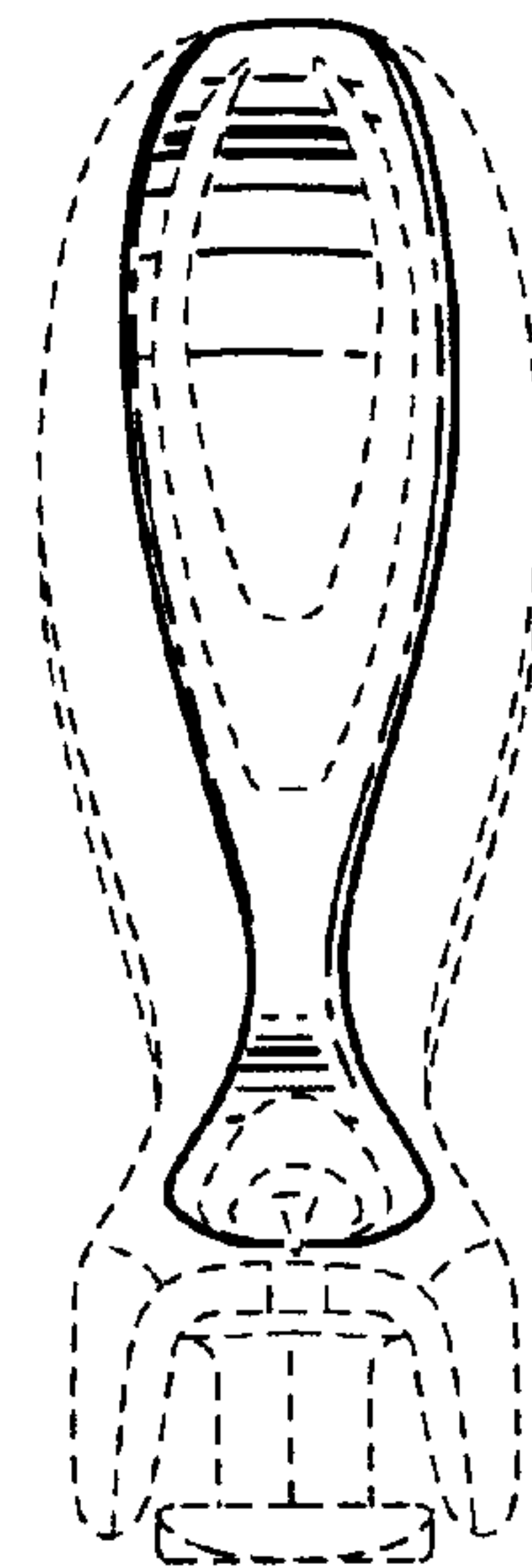


FIG. 2

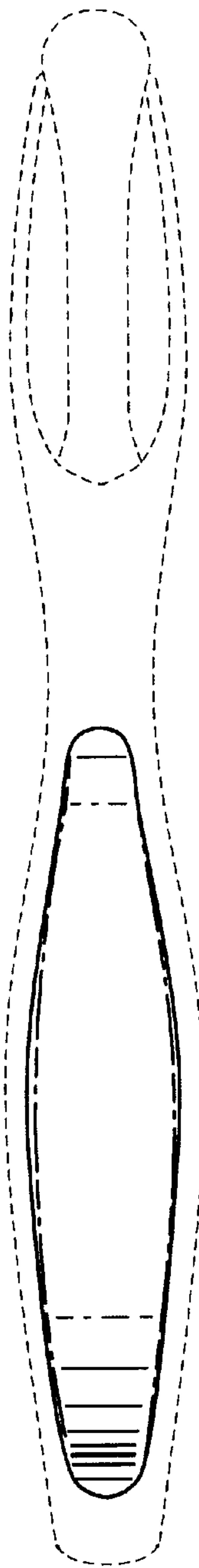


FIG. 3

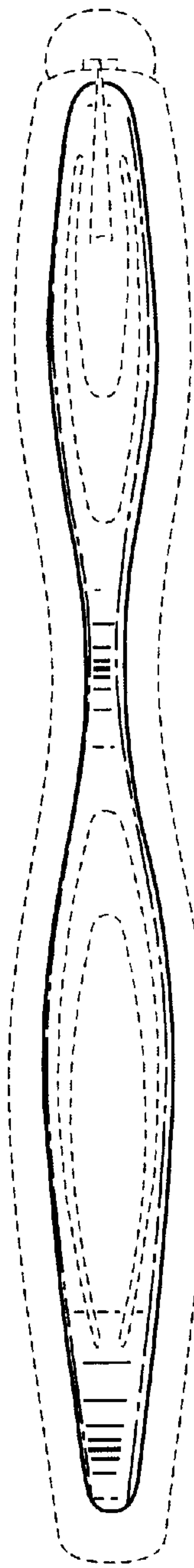


FIG. 4

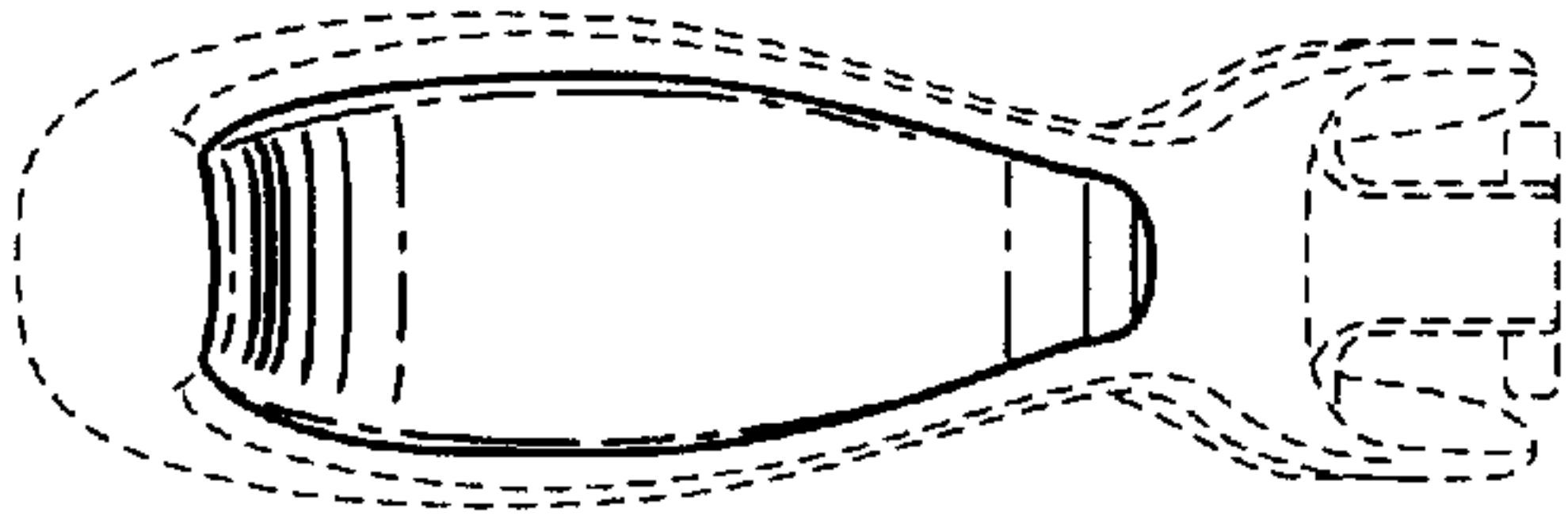


FIG. 5

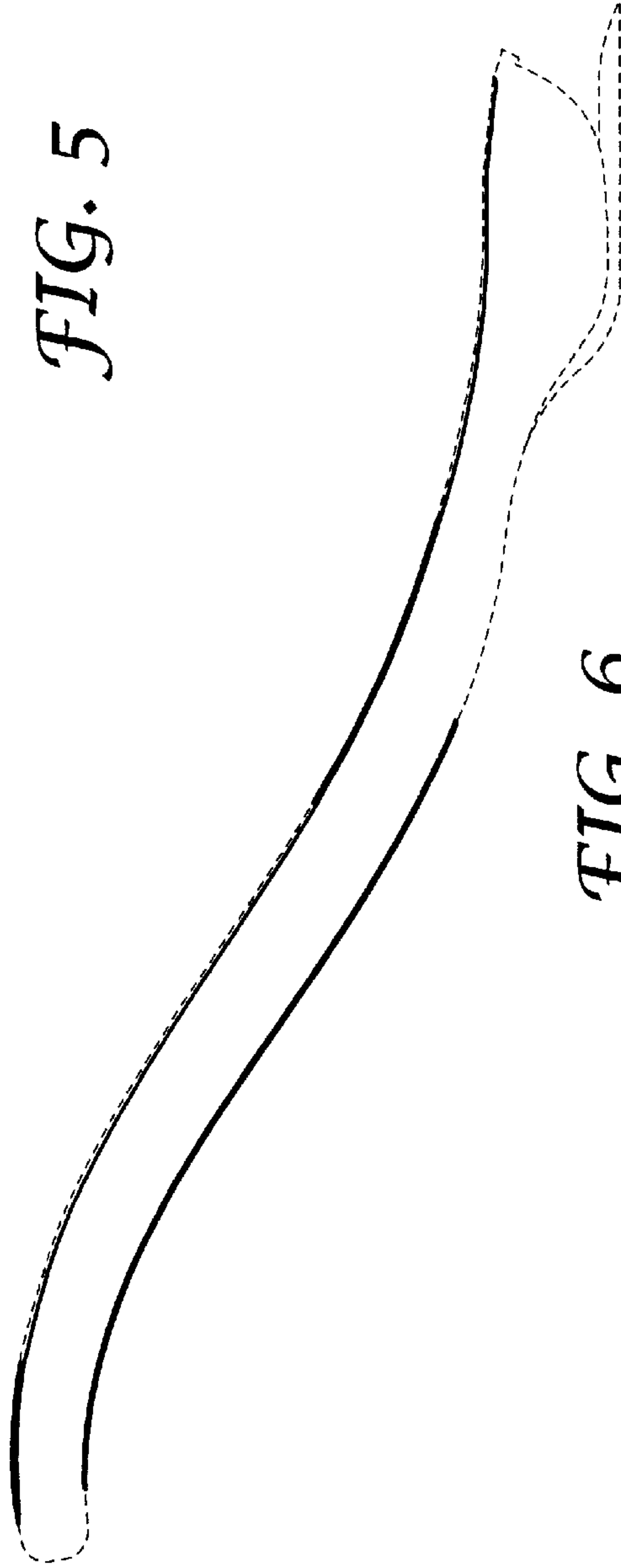


FIG. 6