

US00D527589S

(12) **United States Design Patent**  
**Forster**

(10) **Patent No.:** **US D527,589 S**  
(45) **Date of Patent:** **\*\* Sep. 5, 2006**

(54) **DRAINAGE BAG FOR PLANT POTS AND CONTAINERS**

FOREIGN PATENT DOCUMENTS

JP 11221116 A \* 8/1999

(76) Inventor: **Alexander R. Forster**, 118 Portland Road, Kingston Upon Thames, KT1 2SW (GB)

\* cited by examiner

*Primary Examiner*—Holly Baynham

(\*\*) Term: **14 Years**

(57) **CLAIM**

The ornamental design for a drainage bag for plant pots and containers, as shown and described.

(21) Appl. No.: **29/178,941**

(22) Filed: **Apr. 3, 2003**

**DESCRIPTION**

(51) **LOC (8) Cl.** ..... **08-05**

FIG. 1 is a top plan view of a drainage bag for plant pots and containers showing my new design.

(52) **U.S. Cl.** ..... **D8/1**

FIG. 2 is a bottom plan view of the drainage bag for plant pots and containers.

(58) **Field of Classification Search** ..... D11/156;  
47/86-87; D8/1; D32/40; D28/63

FIG. 3 is a side elevated view of the drainage bag for plant pots and containers; and,

See application file for complete search history.

FIG. 4 is a perspective view of the drainage bag for plant pots and containers.

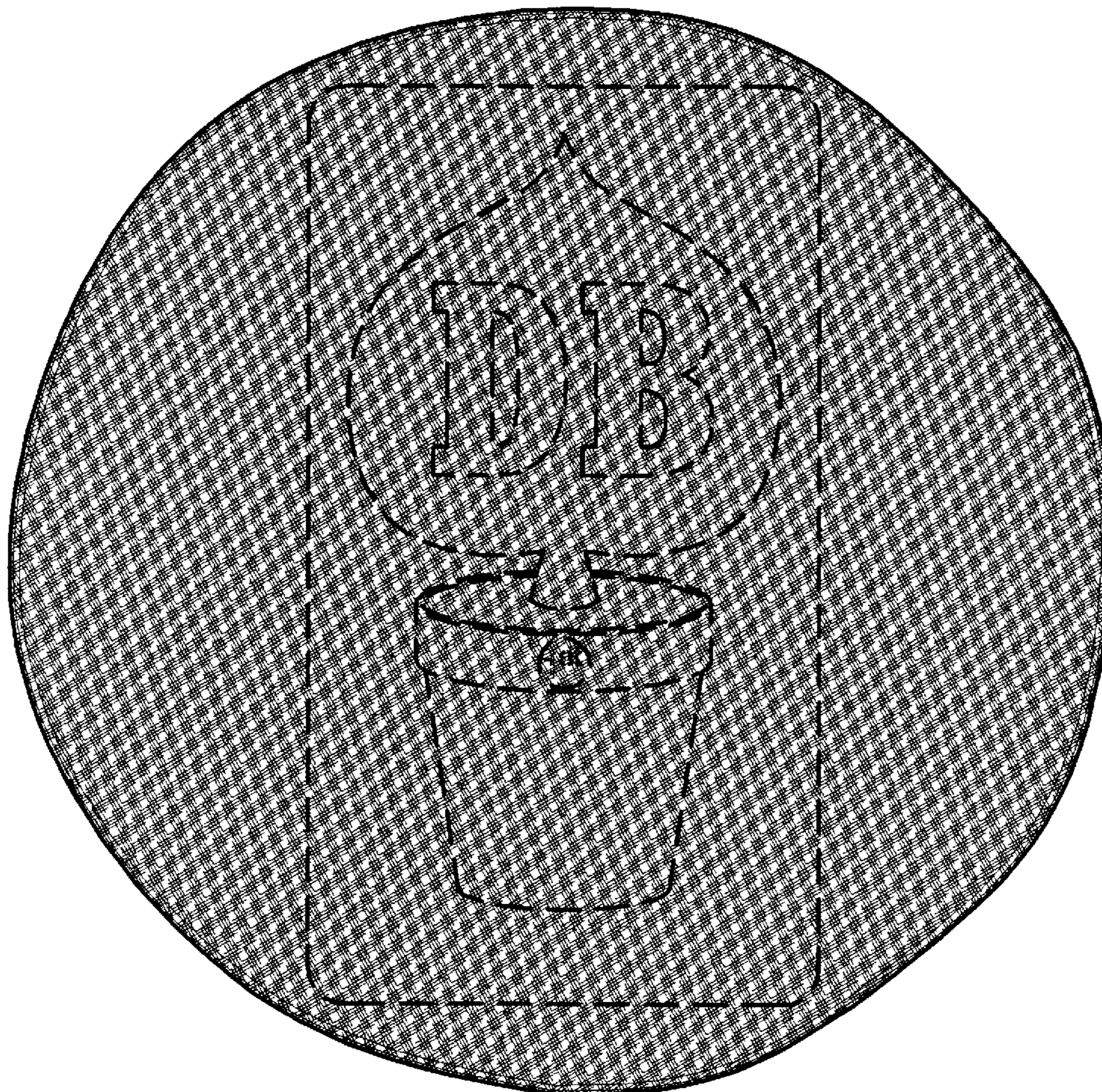
(56) **References Cited**

U.S. PATENT DOCUMENTS

The broken lines in FIGS. 1 and 4 are for illustrative purposes only and form no part of the claimed design.

2,841,811 A \* 7/1958 Carroll ..... 15/244.1  
D464,472 S \* 10/2002 Haro ..... D32/40

**1 Claim, 3 Drawing Sheets**



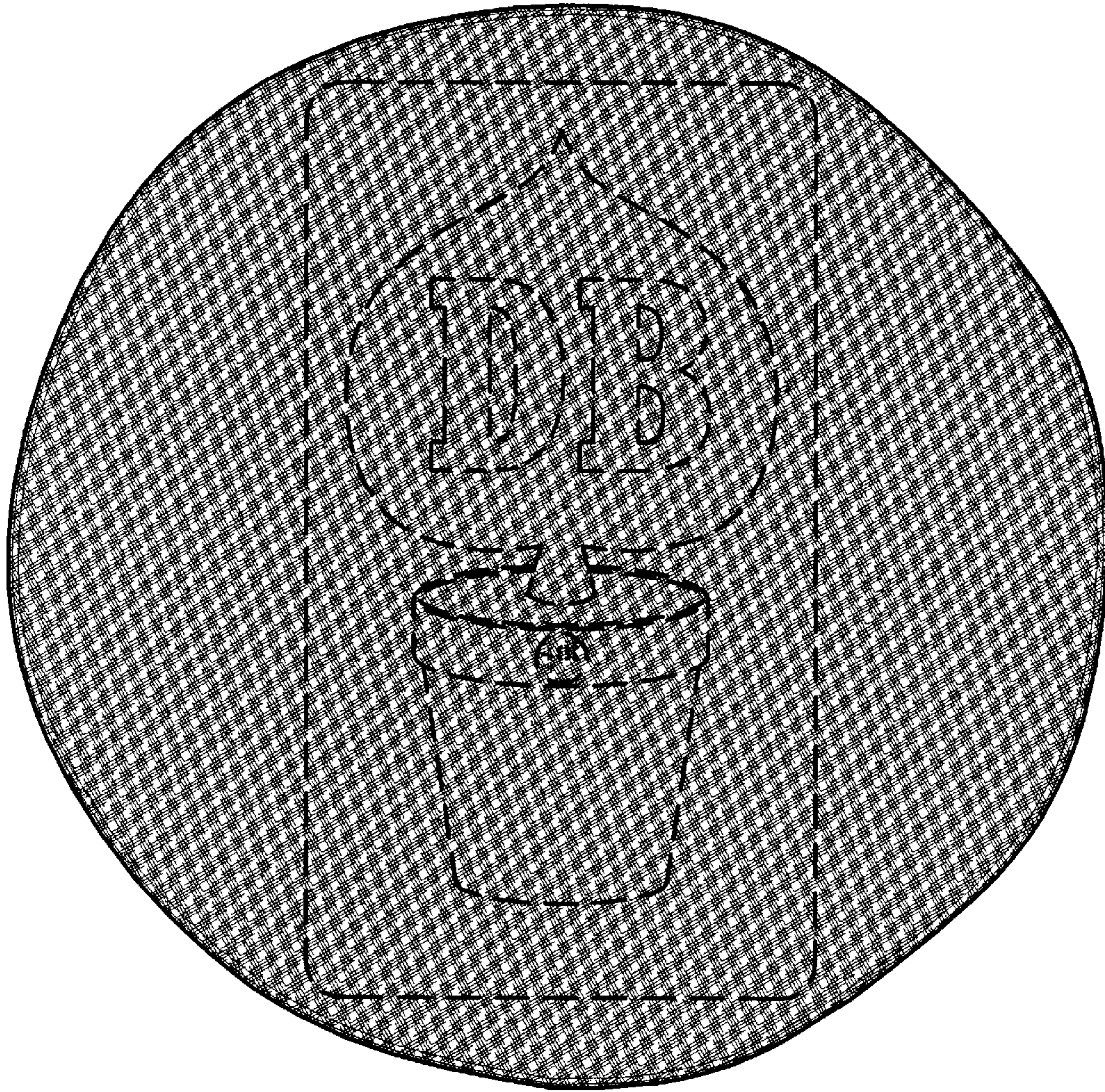


FIG. 1




FIG. 2

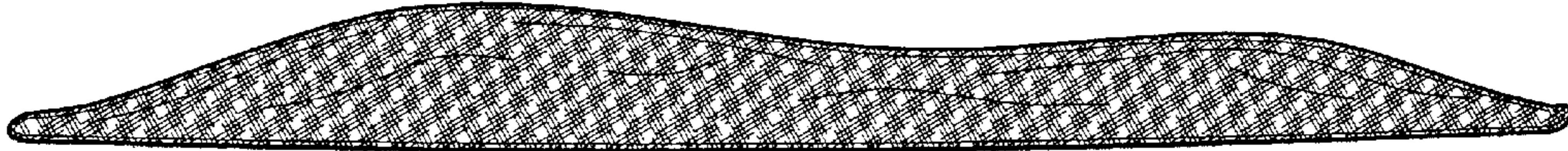


FIG. 3




FIG. 4