



US00D527583S

(12) **United States Design Patent**
Freeman

(10) **Patent No.:** **US D527,583 S**
(45) **Date of Patent:** **** Sep. 5, 2006**

(54) **CUP WITH SIDE IMAGE PANELS**

(76) Inventor: **Richard Freeman**, 9572 B. State Rd.,
Philadelphia, PA (US) 19114

(**) Term: **14 Years**

(21) Appl. No.: **29/206,700**

(22) Filed: **Jun. 2, 2004**

(51) **LOC (8) Cl.** **07-01**

(52) **U.S. Cl.** **D7/523; D7/509; D7/531**

(58) **Field of Classification Search** D7/510,
D7/511, 536, 533, 532, 622, 509, 523, 608,
D7/530, 531; 229/123.1, 400, 403; 215/395,
215/376, 372, 11.1, 396, 398; 220/713, 710.5,
220/729, 737, 669, 743, 753; 206/520; D9/500;
428/36.4

See application file for complete search history.

(56) **References Cited**

U.S. PATENT DOCUMENTS

D93,178 S	*	8/1934	Nicholson	D7/531
D93,296 S	*	9/1934	Spence	D7/531
D105,431 S	*	7/1937	Cobel	D7/531
D107,781 S	*	1/1938	Mackelfresh, Jr.	D7/531
D120,587 S	*	5/1940	Hinkins	D9/500
D211,514 S	*	6/1968	Amberg	D9/429
D239,151 S	*	3/1976	Lundin	D7/523
4,578,296 A	*	3/1986	Miyazaki et al.	428/36.4

D293,869 S	*	1/1988	Durand	D7/531
D379,738 S	*	6/1997	Liming et al.	D7/511
5,769,266 A	*	6/1998	Willbrandt	220/669
D416,444 S	*	11/1999	Jorgensen	D7/536
D421,877 S	*	3/2000	La Torre et al.	D7/510
D424,377 S	*	5/2000	Wyche	D7/523
D428,307 S	*	7/2000	Yeandel	D7/531
D446,687 S	*	8/2001	Furman et al.	D7/523
D462,575 S	*	9/2002	Gluck	D7/510
D471,064 S	*	3/2003	Renz	D7/523
D476,857 S	*	7/2003	Holsinger	D7/608
D484,362 S	*	12/2003	Harris et al.	D7/531
D504,280 S	*	4/2005	Chuang	D7/530
D505,297 S	*	5/2005	Poeting	D7/507

* cited by examiner

Primary Examiner—M. N. Pandozzi
(74) *Attorney, Agent, or Firm*—Lamorte & Associates

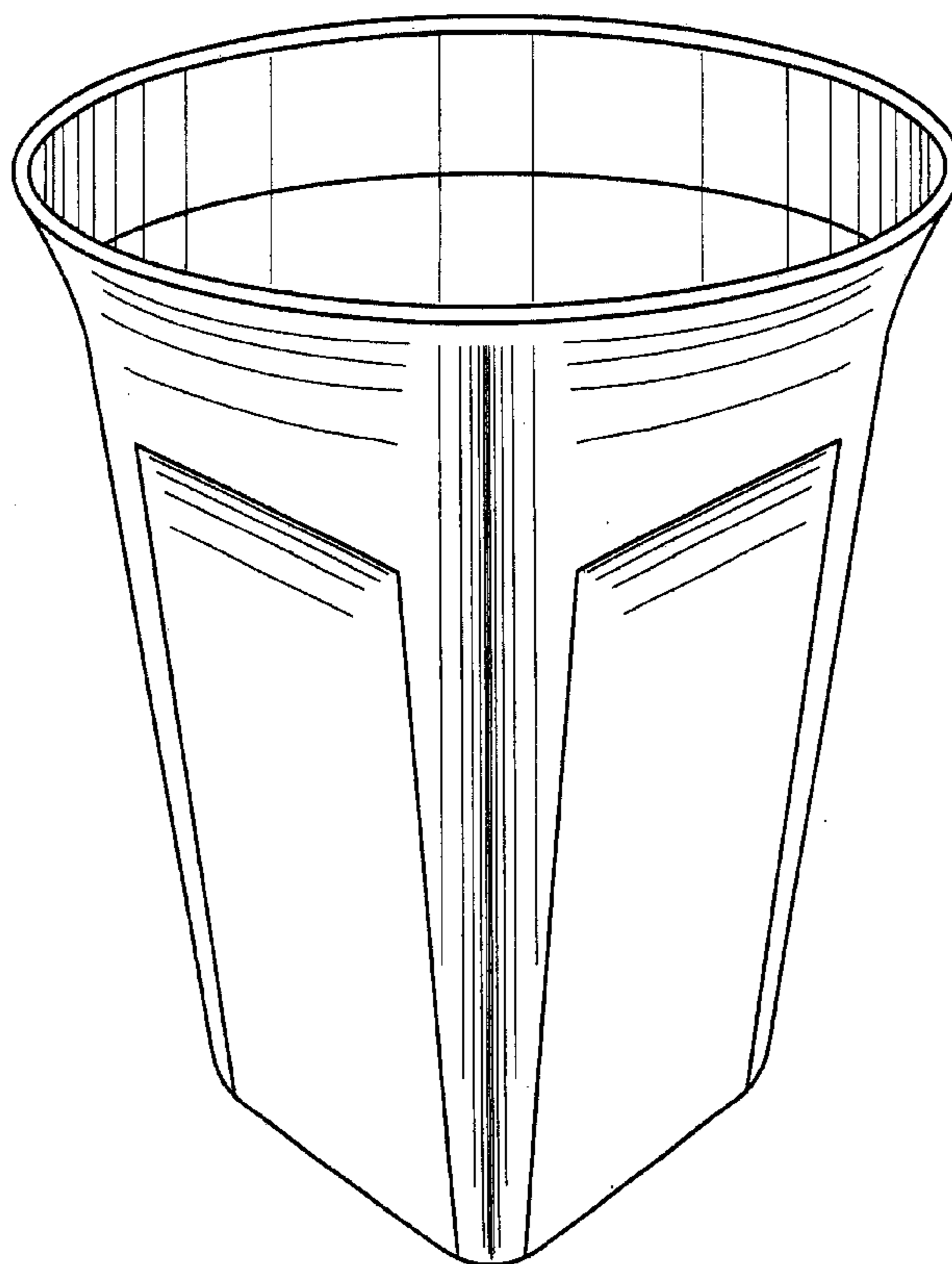
(57) **CLAIM**

The ornamental design for a cup with side image panels, as shown and described.

DESCRIPTION

FIG. 1 is a perspective view of a cup with side image panels showing my new design;
FIG. 2 is a front view thereof, all sides being the same;
FIG. 3 is a top plan view thereof; and,
FIG. 4 is a bottom plan view thereof.

1 Claim, 4 Drawing Sheets



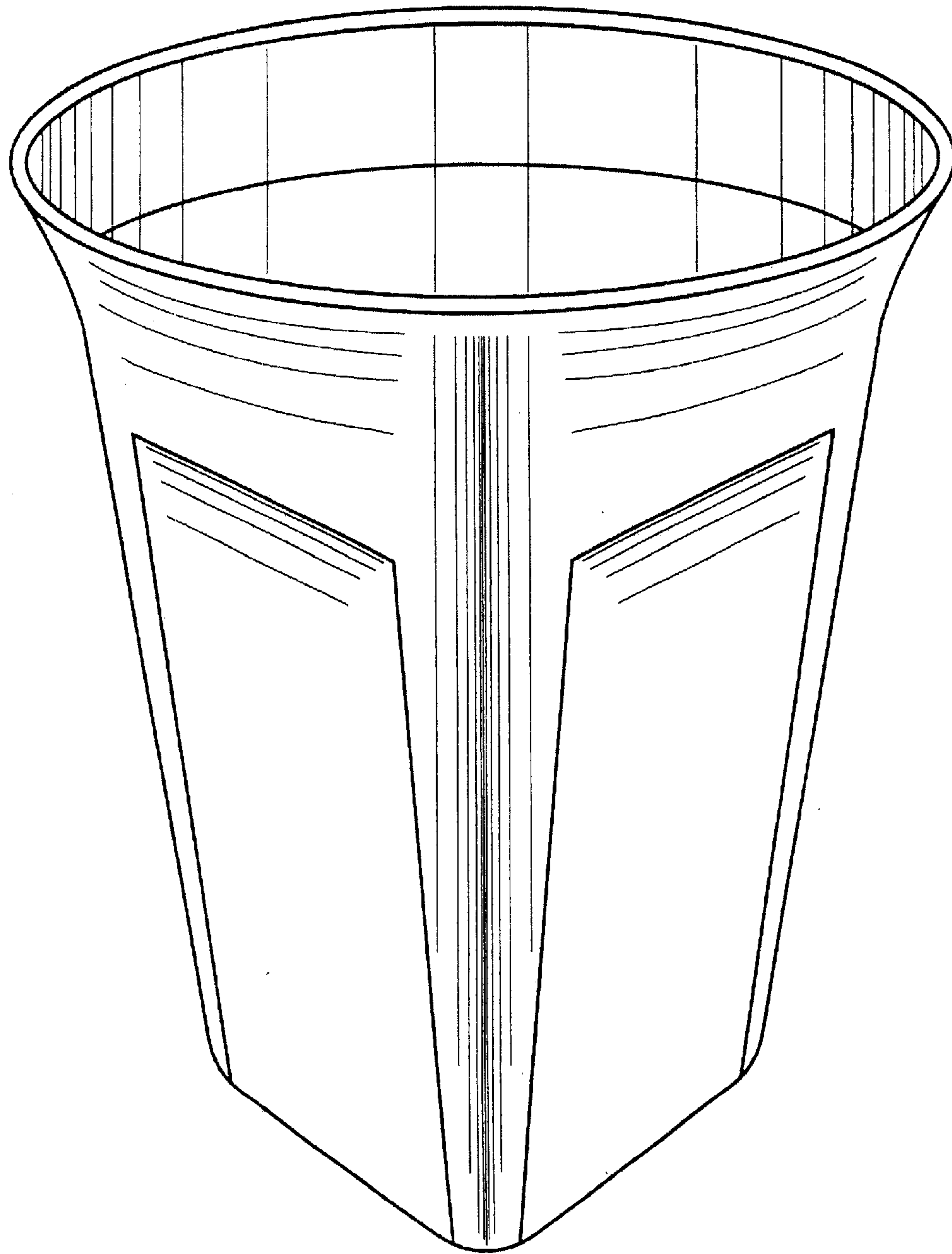


Fig. 1




Fig. 2




Fig. 3

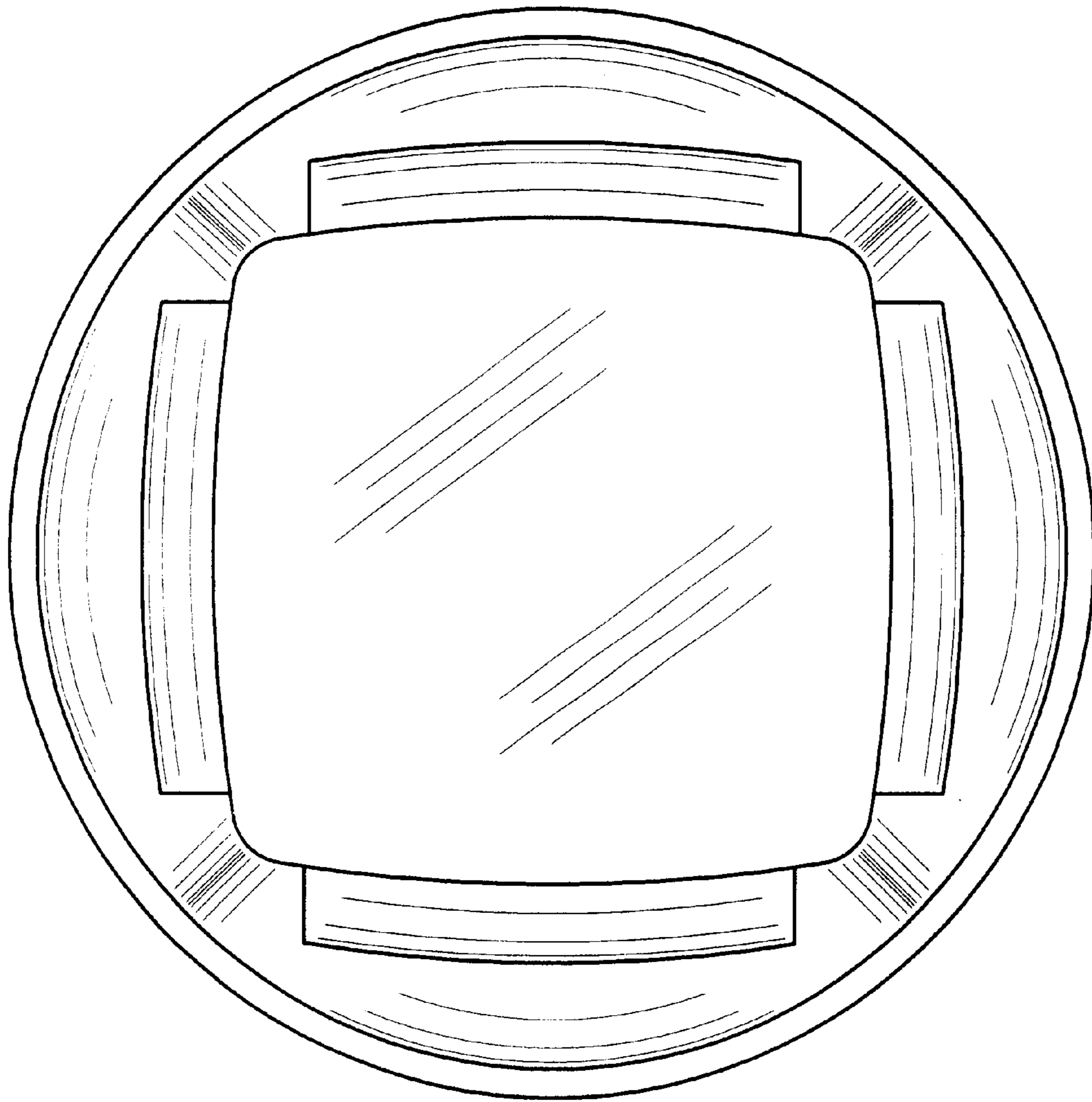


Fig. 4