



US00D527555S

(12) **United States Design Patent** (10) **Patent No.:** **US D527,555 S**
Shibata et al. (45) **Date of Patent:** **** Sep. 5, 2006**

(54) **PORTION OF A CHILD CAR SEAT**

(75) Inventors: **Fumie Shibata**, Tokyo (JP); **Yuuki Shibata**, Tokyo (JP); **Shushi Hosoya**, Saitama (JP); **Ryoichi Yumoto**, Saitama (JP)

(73) Assignee: **Combi Corporation**, Tokyo (JP)

(**) **Term:** **14 Years**

(21) Appl. No.: **29/238,892**

(22) Filed: **Sep. 23, 2005**

(30) **Foreign Application Priority Data**

Mar. 24, 2005 (JP) 2005-008657

(51) **LOC (8) Cl.** **06-01**

(52) **U.S. Cl.** **D6/500**

(58) **Field of Classification Search** 5/93.1, 5/99.1, 94, 101, 98.1, 947, 103-104, 655; D6/333-336, 339, 500-502; D12/129, 130; D21/419; 297/250.1, 255, 256.15, 256.16, 297/183.1, 183.2, 483; 280/30-31; D3/213-214, D3/224; D8/367

See application file for complete search history.

(56) **References Cited**

U.S. PATENT DOCUMENTS

- 3,869,097 A * 3/1975 Peel et al. 242/377
- 3,992,056 A * 11/1976 Koziatek et al. 297/256.13
- D286,470 S * 11/1986 Takada D6/333
- D287,670 S * 1/1987 Kassai D6/333
- 4,979,777 A * 12/1990 Takada 297/250.1
- D317,534 S * 6/1991 Hansel D6/356
- 5,022,677 A * 6/1991 Barbiero 280/801.1
- D321,992 S * 12/1991 Butler D6/356
- 5,123,673 A * 6/1992 Tame 280/801.1
- D343,738 S * 2/1994 Koyanagi et al. D6/333
- 5,364,170 A * 11/1994 West 297/483
- 5,366,243 A * 11/1994 Ray et al. 280/801.2
- D353,947 S * 1/1995 Gain D6/333
- 5,390,982 A * 2/1995 Johnson et al. 297/410
- 5,544,917 A * 8/1996 Loxton et al. 280/801.2

- 5,556,171 A * 9/1996 Busch 297/483
- 5,599,070 A * 2/1997 Pham et al. 297/483
- 5,609,396 A * 3/1997 Loxton et al. 297/473
- D381,818 S * 8/1997 Wood D6/333
- 5,658,051 A * 8/1997 Vega et al. 297/483
- 5,716,073 A * 2/1998 Redman 280/801.1
- 5,730,499 A * 3/1998 Salisbury, Jr. 297/473
- 5,733,013 A * 3/1998 Brown 297/483
- 5,845,966 A * 12/1998 Severinski et al. 297/216.13
- D405,277 S * 2/1999 Onishi et al. D6/333
- 5,897,169 A * 4/1999 Larsen et al. 297/483
- D413,026 S * 8/1999 Reithmeier D6/333
- 5,988,758 A * 11/1999 Heintzelman et al. 297/483
- D417,964 S * 12/1999 Kain D6/333
- D427,785 S * 7/2000 Kassai D6/333
- D436,744 S * 1/2001 Haut D6/333
- D442,373 S * 5/2001 Ruehlmann et al. D6/333
- D450,935 S * 11/2001 Dranschak et al. D6/333
- D456,151 S * 4/2002 Kassai et al. D6/333
- D458,042 S * 6/2002 Zakovic et al. D6/333
- D461,320 S * 8/2002 Sher D6/333

(Continued)

Primary Examiner—Sandra S. Snapp

(74) *Attorney, Agent, or Firm*—Venable LLP; Michael A. Sartori; Steven A. Schwarz

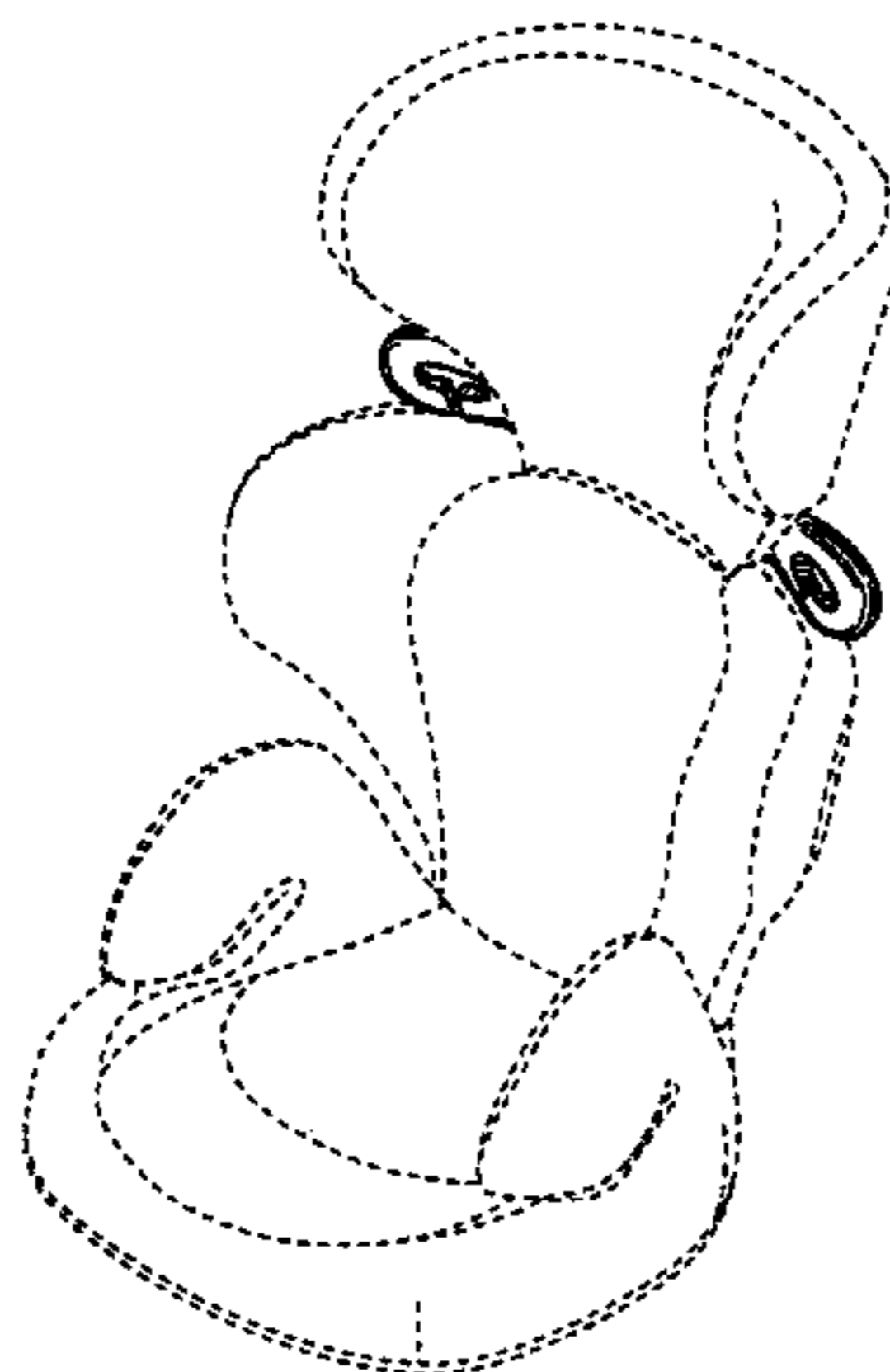
(57) **CLAIM**

The ornamental design for a portion of a child car seat, as shown and described.

DESCRIPTION

FIG. 1 is a perspective view of a portion of a child car seat embodying the new design; FIG. 2 is a front view thereof; FIG. 3 is a rear view thereof; FIG. 4 is top view thereof; FIG. 5 is a bottom view thereof; FIG. 6 is a right side view thereof; FIG. 7 is a left side view thereof; and, FIG. 8 is an enlarged view of a portion of the child car seat shown in FIG. 1. The portions of the drawings shown in broken lines are environmental structures or boundaries only, and form no part of the claimed design.

1 Claim, 4 Drawing Sheets



US D527,555 S

Page 2

U.S. PATENT DOCUMENTS		6,637,725 B1 * 10/2003 Davis et al.	251/149.6
6,520,588 B1 * 2/2003 Busch	297/483	D483,576 S * 12/2003 Kassai et al.	D6/333
D471,786 S * 3/2003 Ellis et al.	D8/350	* cited by examiner	

FIG. 1

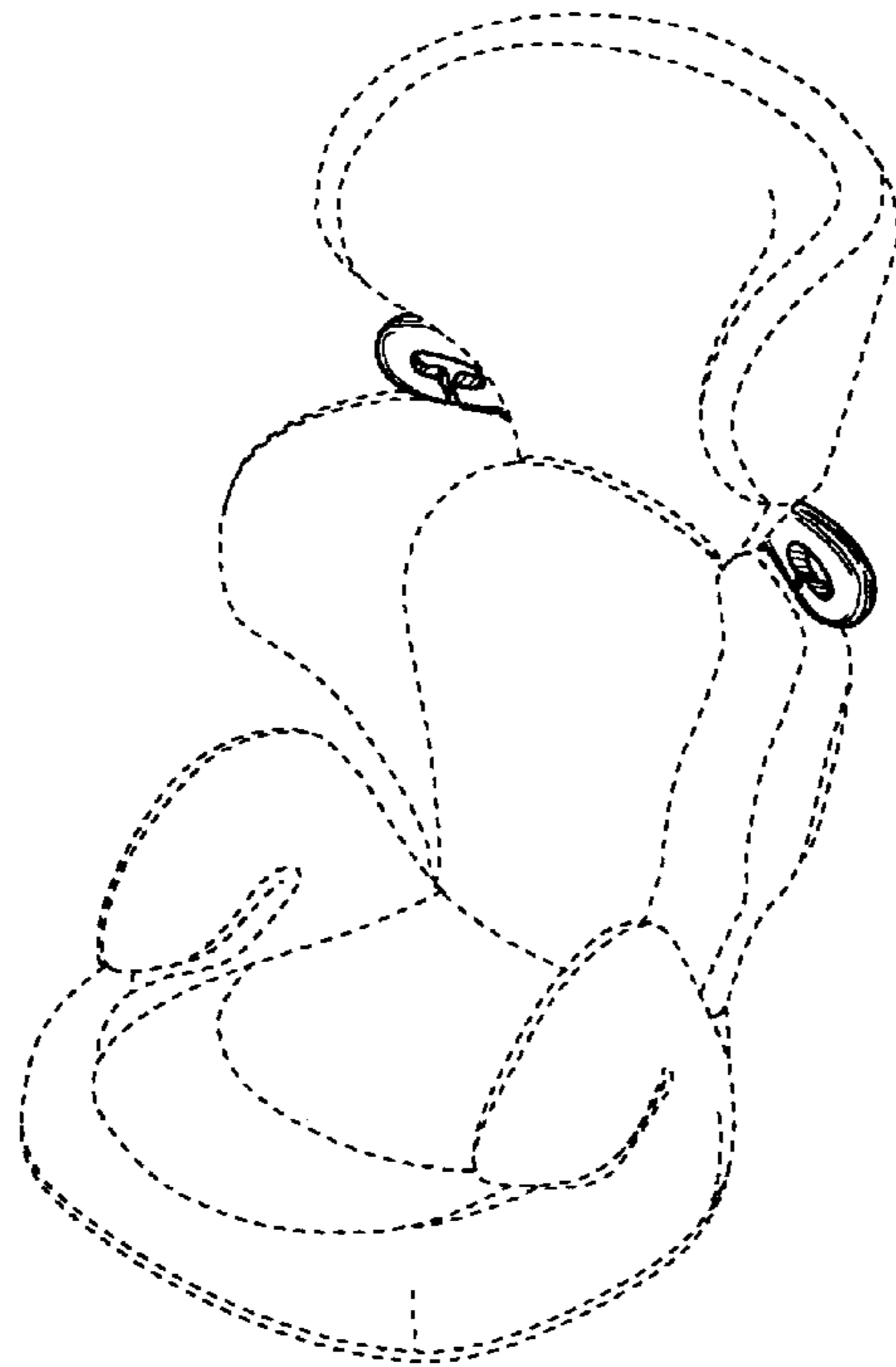


FIG. 2

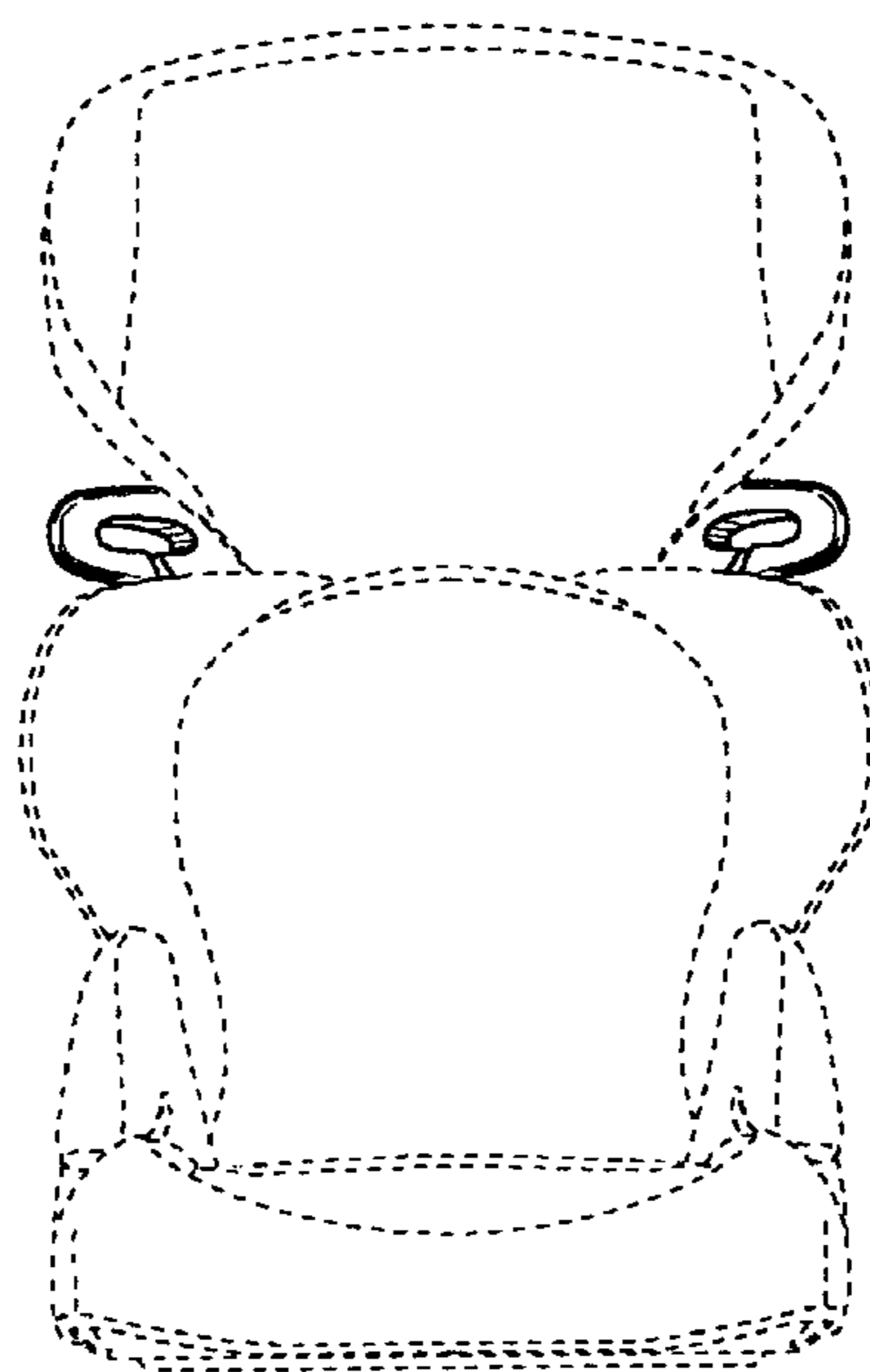


FIG. 3

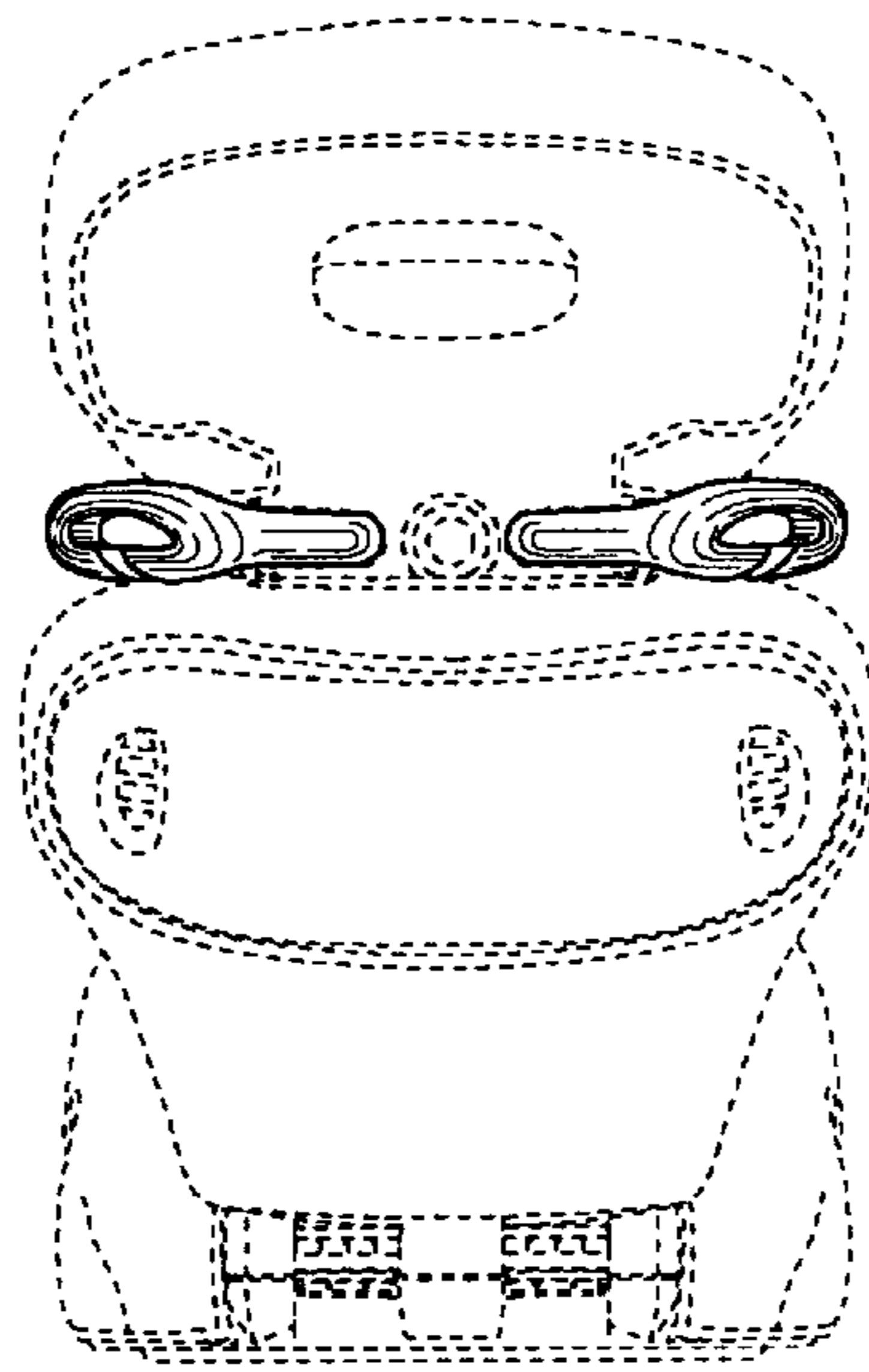


FIG. 4

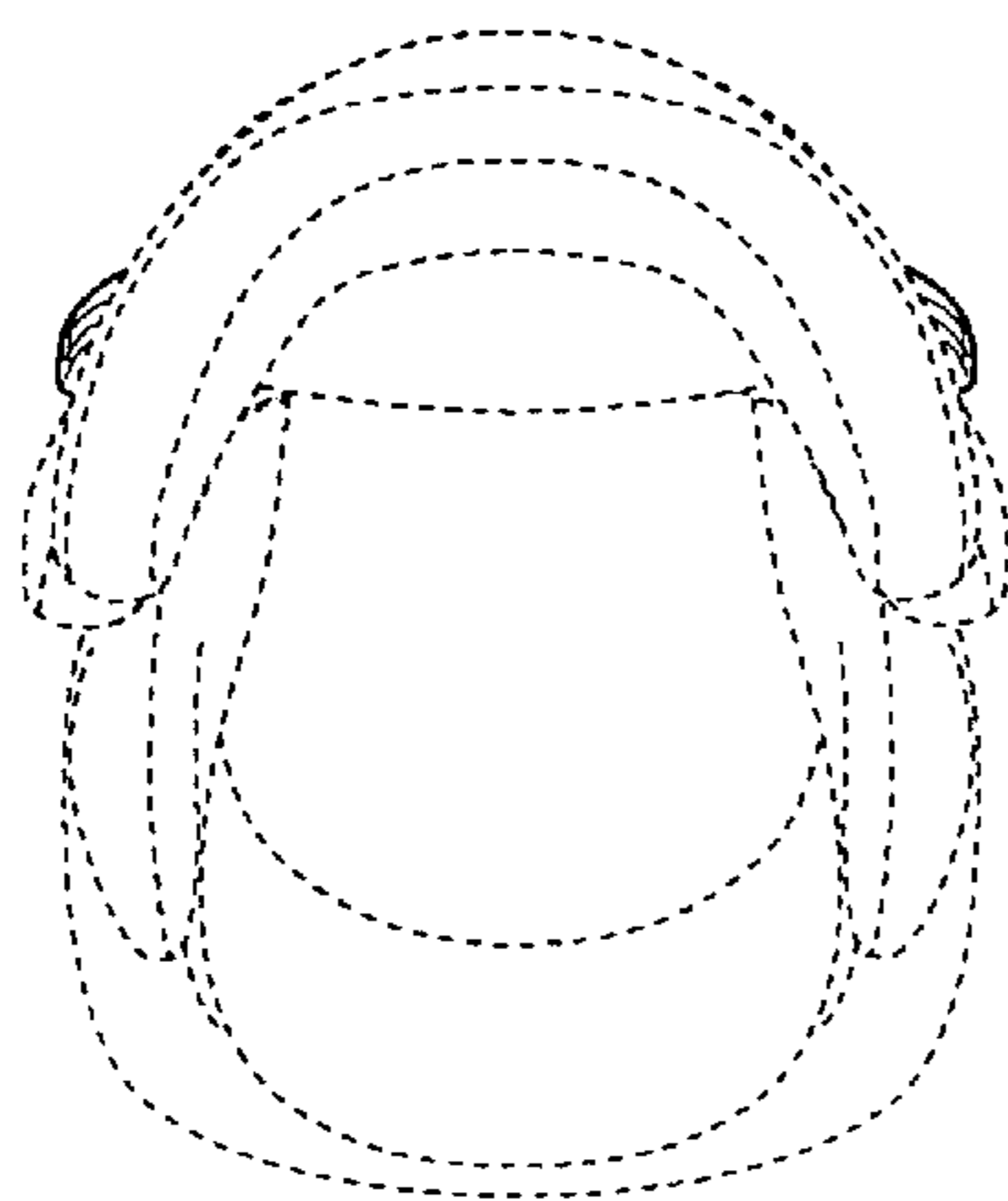


FIG. 5

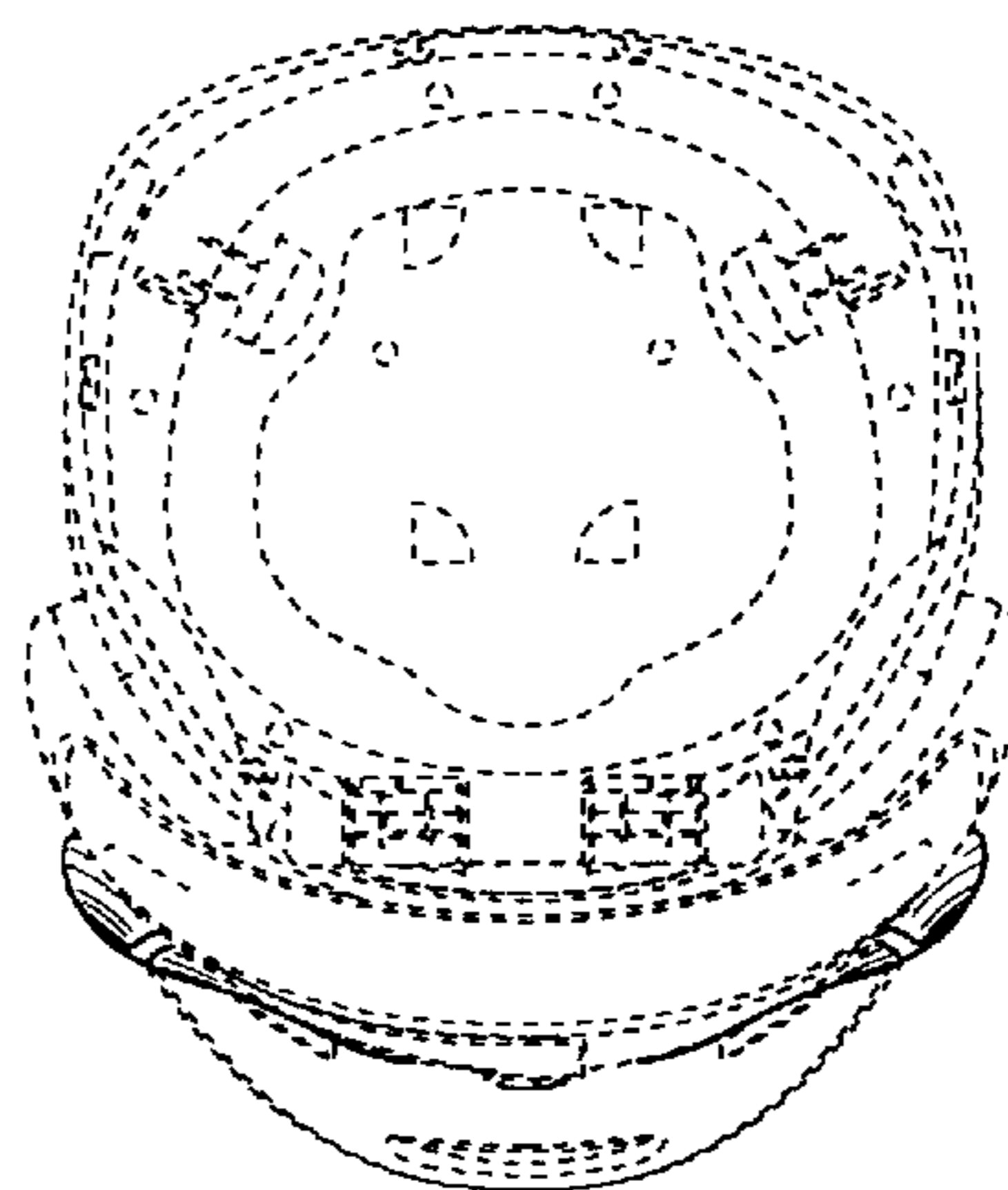


FIG. 6

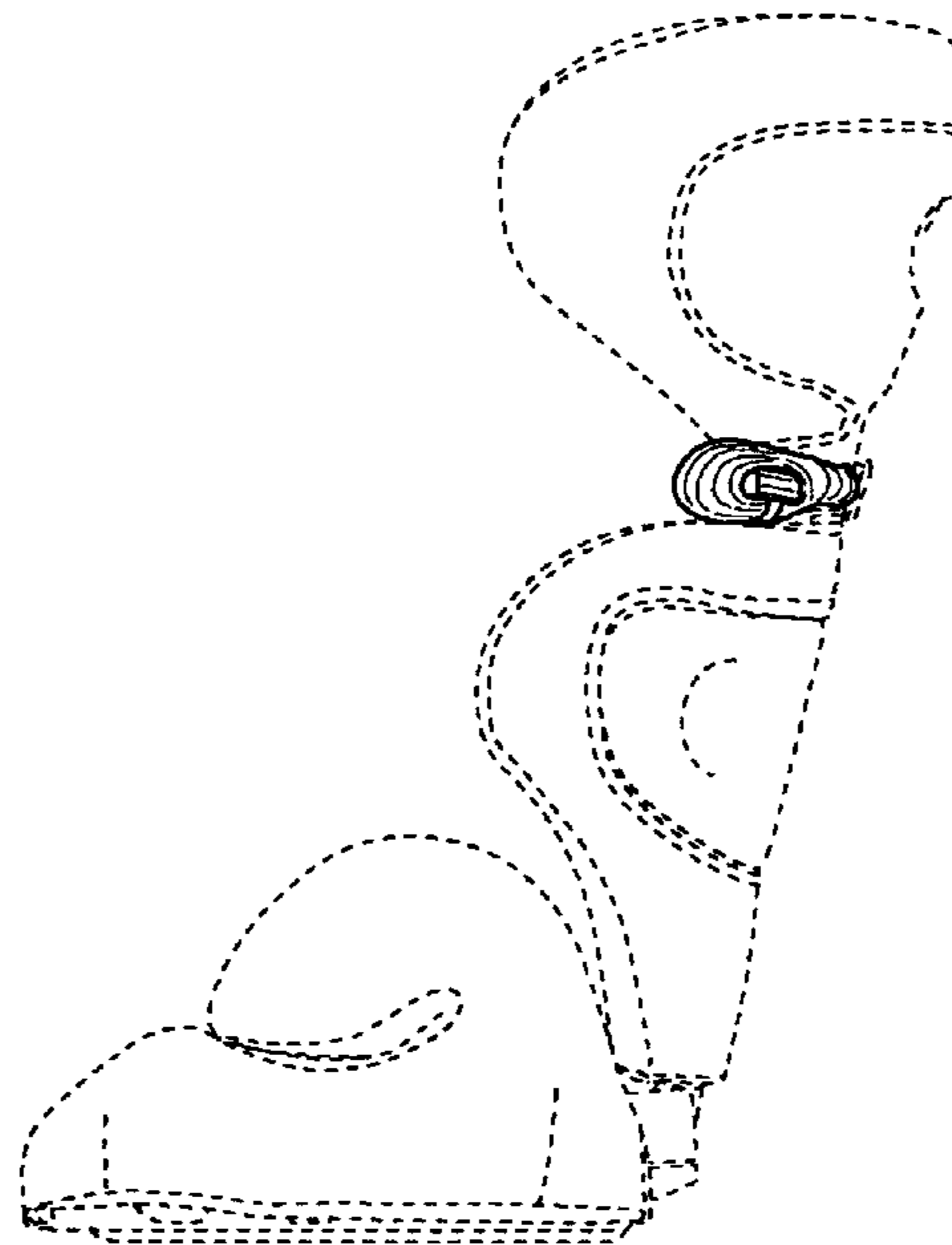


FIG. 7

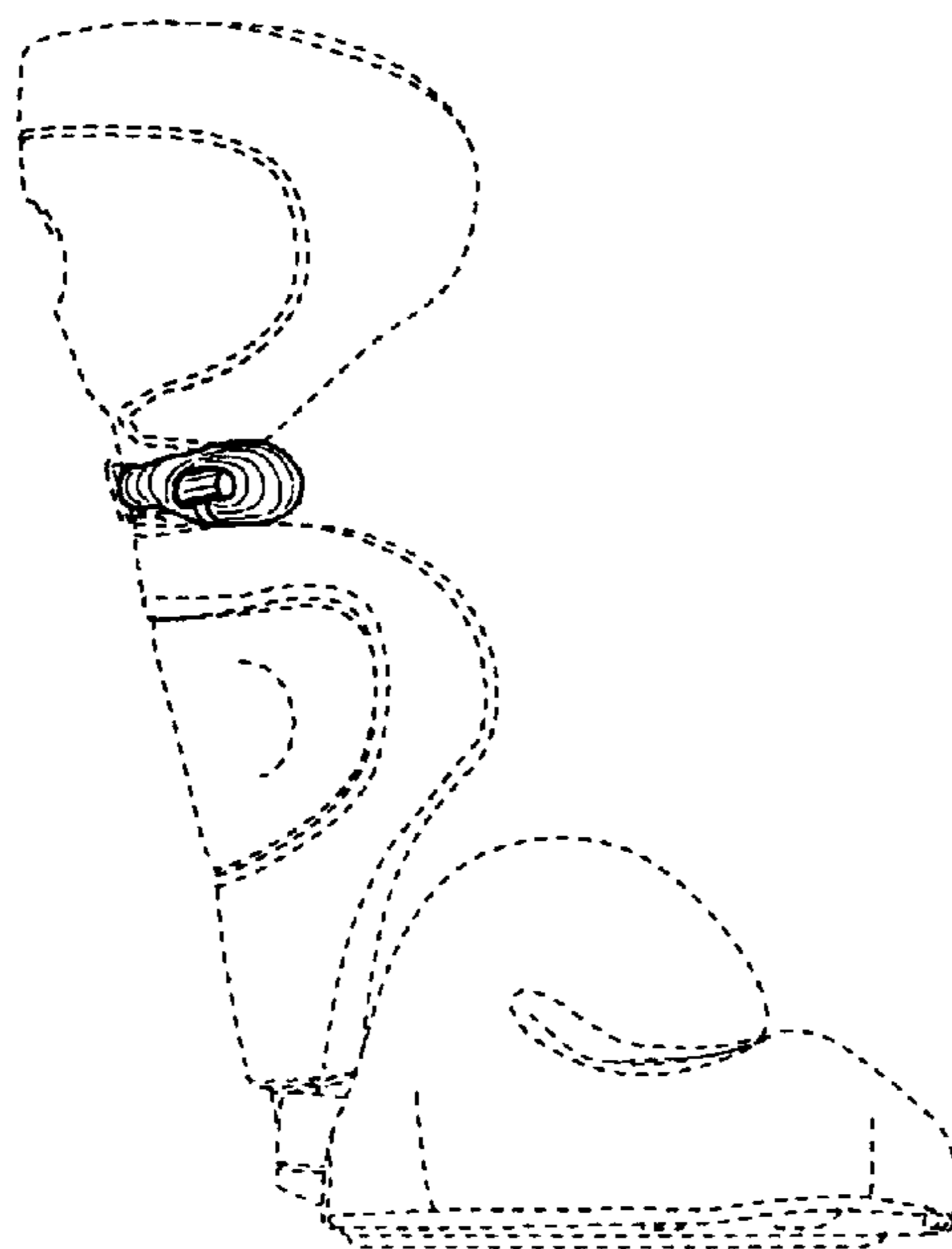


FIG. 8

