



US00D527538S

(12) **United States Design Patent**
Hughett et al.

(10) **Patent No.:** **US D527,538 S**
(45) **Date of Patent:** **** Sep. 5, 2006**

(54) **LOUNGE CHAIR**

(76) Inventors: **Florence L. Hughett**, 16636 N. Boswell Blvd., Sun City, AZ (US) 85351; **Lee Hughett**, 16636 N. Boswell Blvd., Sun City, AZ (US) 85351

(**) **Term:** **14 Years**

(21) **Appl. No.:** **29/208,243**

(22) **Filed:** **Jun. 28, 2004**

(51) **LOC (8) Cl.** **06-01**

(52) **U.S. Cl.** **D6/361**

(58) **Field of Classification Search** D6/334-336, D6/360, 361, 368, 374, 375, 379, 392, 601, D6/611, 500-502; 297/54, 224, 229, 377, 297/397; 5/110, 111, 112, 419, 420, 621, 5/652

See application file for complete search history.

(56) **References Cited**

U.S. PATENT DOCUMENTS

4,234,226	A	11/1980	Colby	
D281,744	S	* 12/1985	Murry	D6/361
4,573,736	A	3/1986	Levenberg	
D286,486	S	* 11/1986	Goble et al.	D6/611
4,892,353	A	* 1/1990	Goddard	297/224
D329,544	S	9/1992	Snodgrass	
5,246,265	A	9/1993	Nagan et al.	
D341,725	S	* 11/1993	Piper	D6/361
D343,069	S	* 1/1994	Trudo et al.	D6/361

D352,635	S	* 11/1994	Yoder	D6/611
D353,060	S	* 12/1994	Erickson	D6/361
5,375,911	A	12/1994	Morrow	
D355,983	S	* 3/1995	Mutch	D6/361
5,427,435	A	6/1995	Yoder, Jr.	
D362,555	S	* 9/1995	Andrews	D6/361
D369,916	S	* 5/1996	Lemoine	D6/361
D381,524	S	* 7/1997	Gabriel	D6/361
D388,968	S	* 1/1998	de Visser	D6/368
5,825,095	A	* 10/1998	Albecker, III	297/377
6,213,555	B1	4/2001	Sulpizio et al.	
D443,768	S	6/2001	Vertongen	
6,370,714	B1	* 4/2002	Elzenbeck	5/110
6,934,988	B1	* 8/2005	Wetzler et al.	5/621
6,938,287	B1	* 9/2005	Mahshie	5/111

* cited by examiner

Primary Examiner—Mimosa De

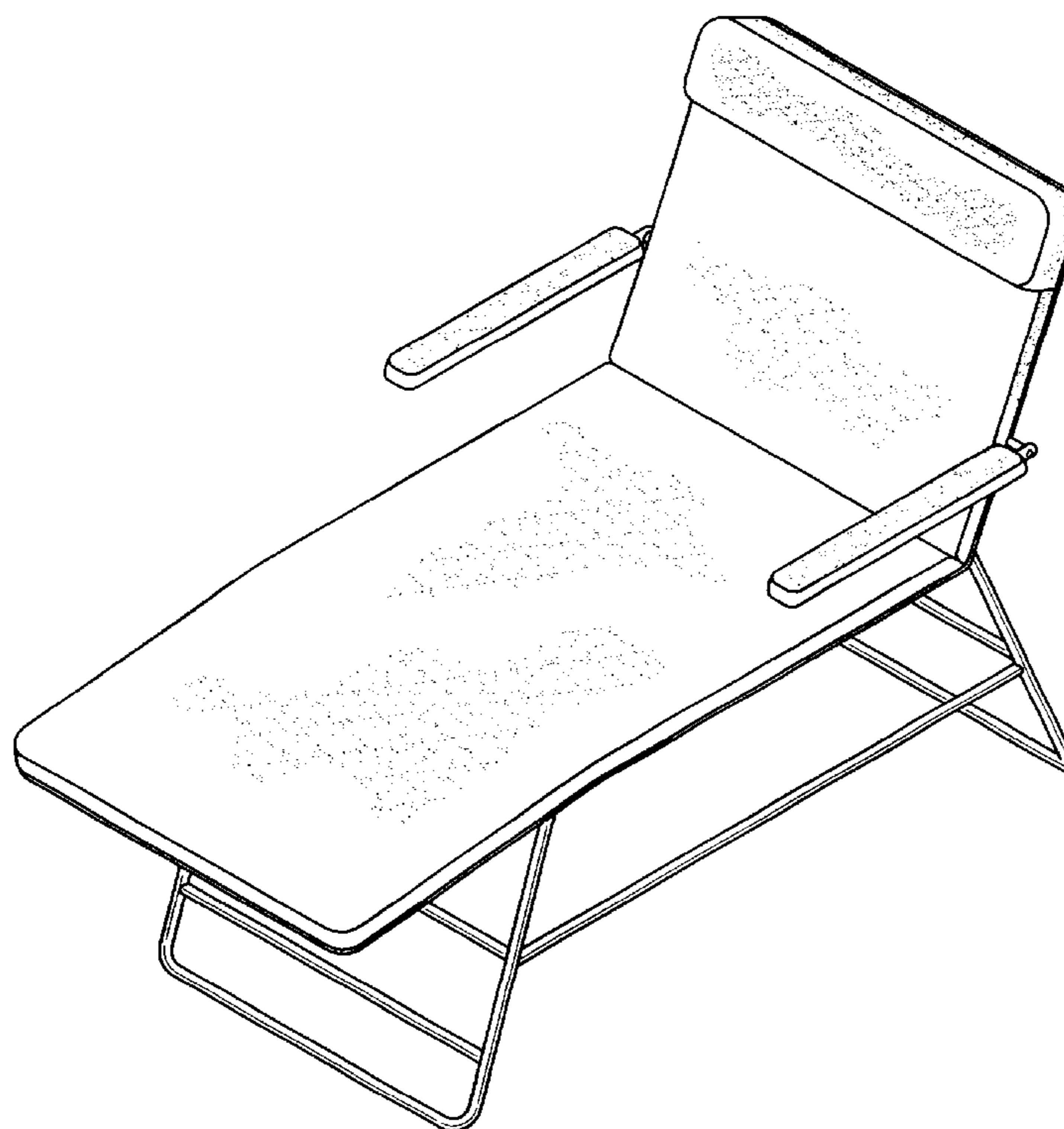
(57) **CLAIM**

The ornamental design for a lounge chair, as shown and described.

DESCRIPTION

FIG. 1 is a side elevational view of a lounge chair showing my new design;
FIG. 2 is a rear elevational view thereof;
FIG. 3 is a front elevational view thereof;
FIG. 4 is a top plan view thereof;
FIG. 5 is a bottom plan view thereof; and,
FIG. 6 is a perspective view thereof.

1 Claim, 4 Drawing Sheets



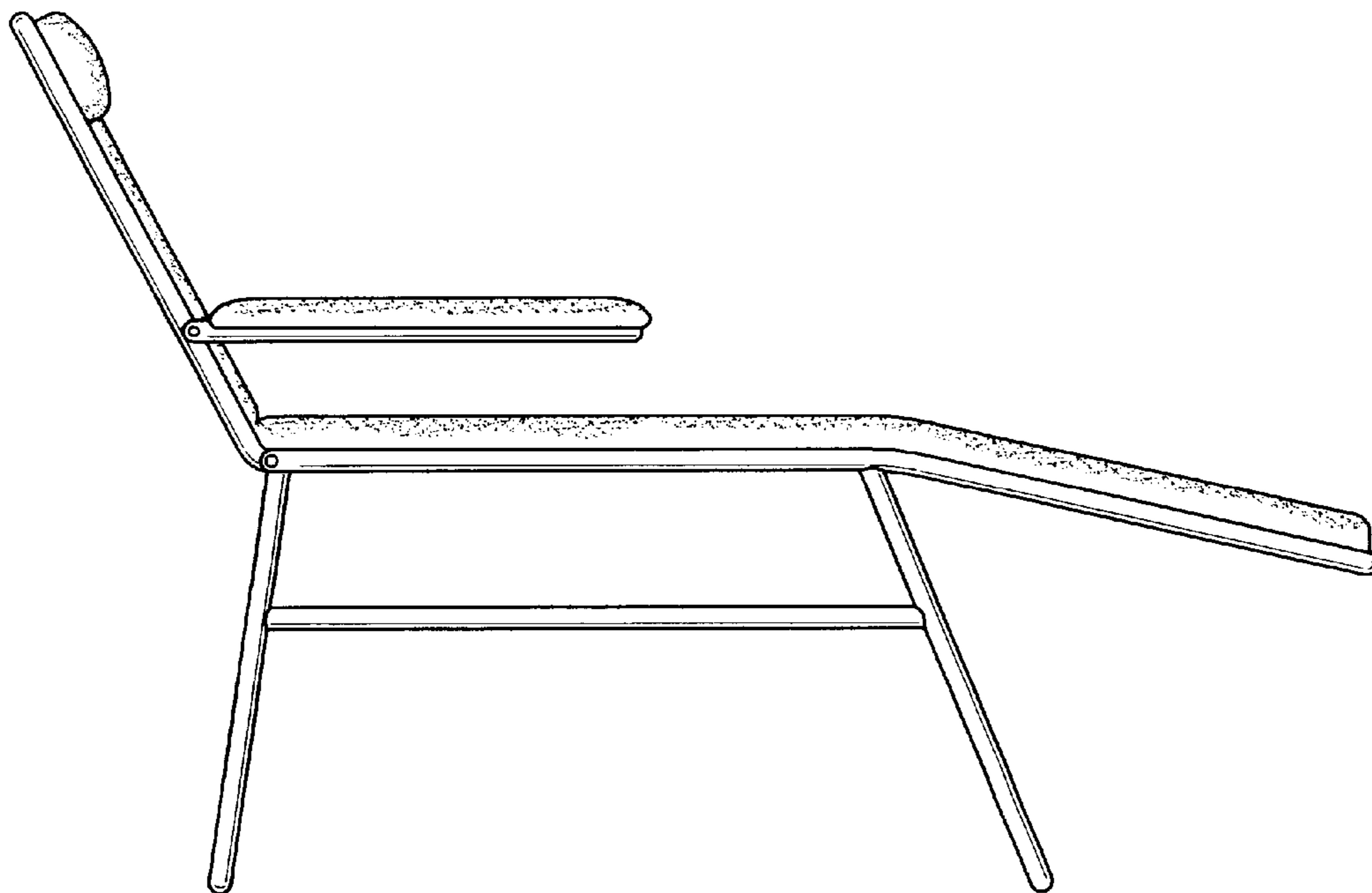


FIG. 1

FIG.2


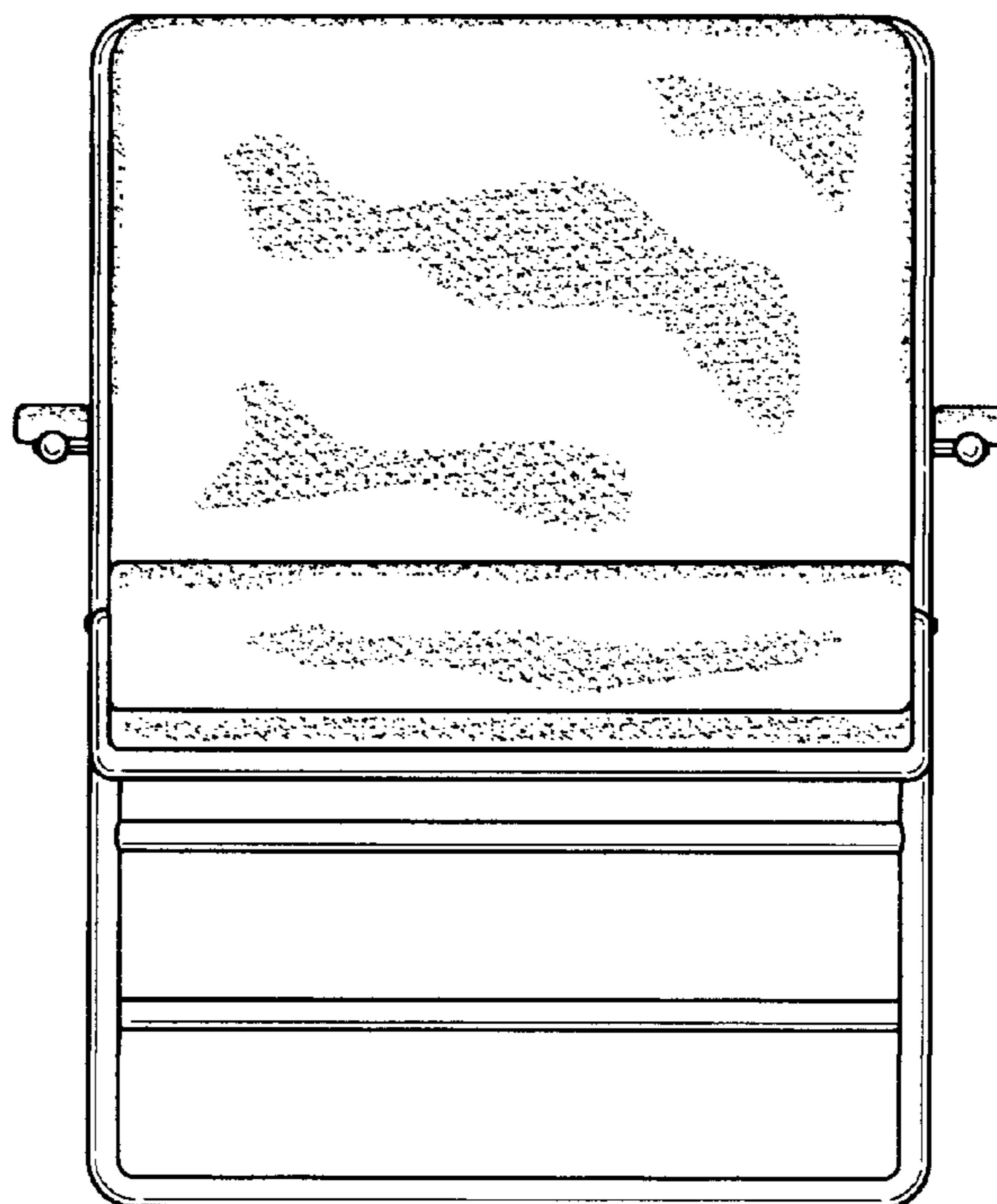


FIG.3



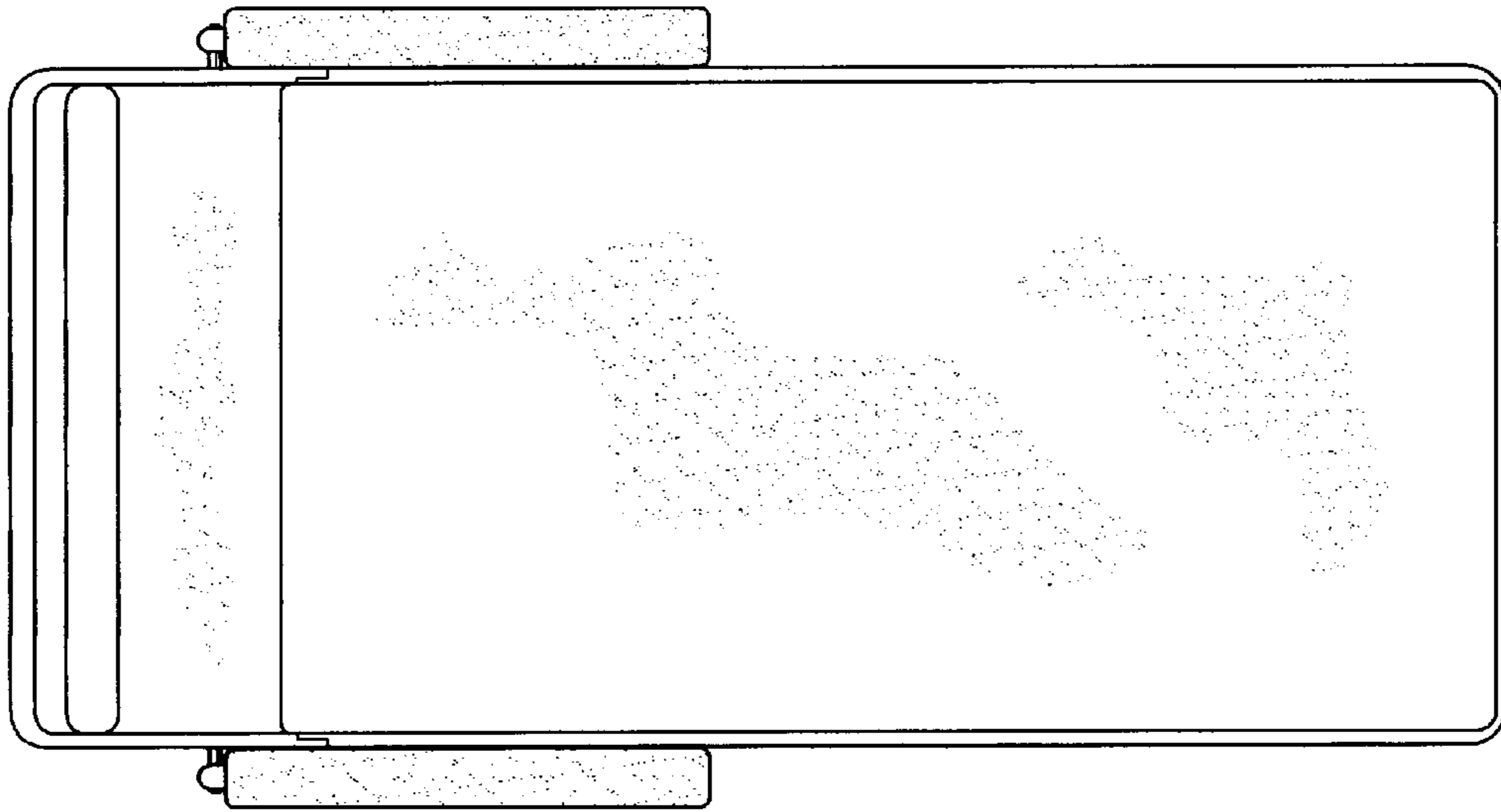


FIG. 4

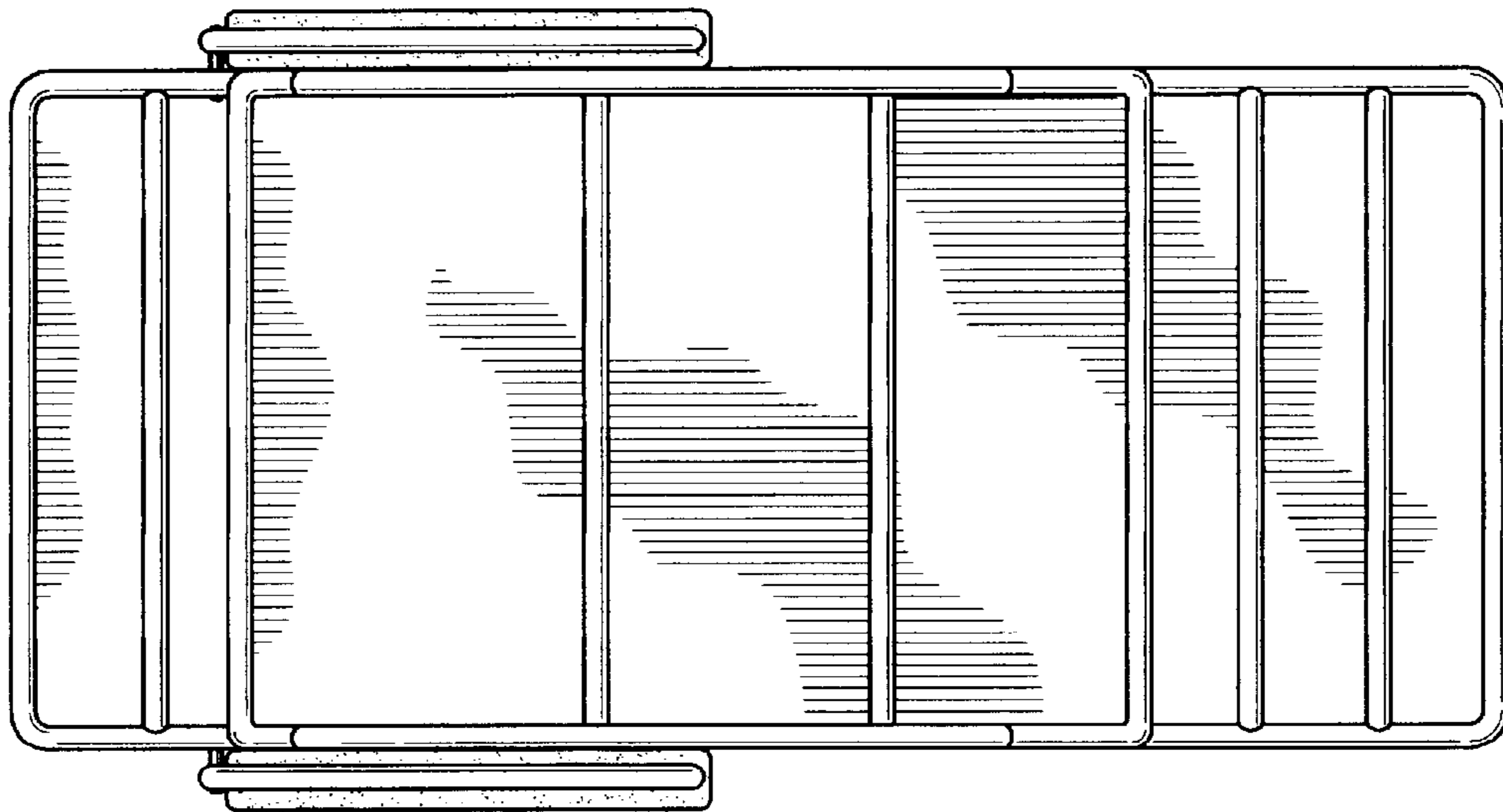


FIG. 5

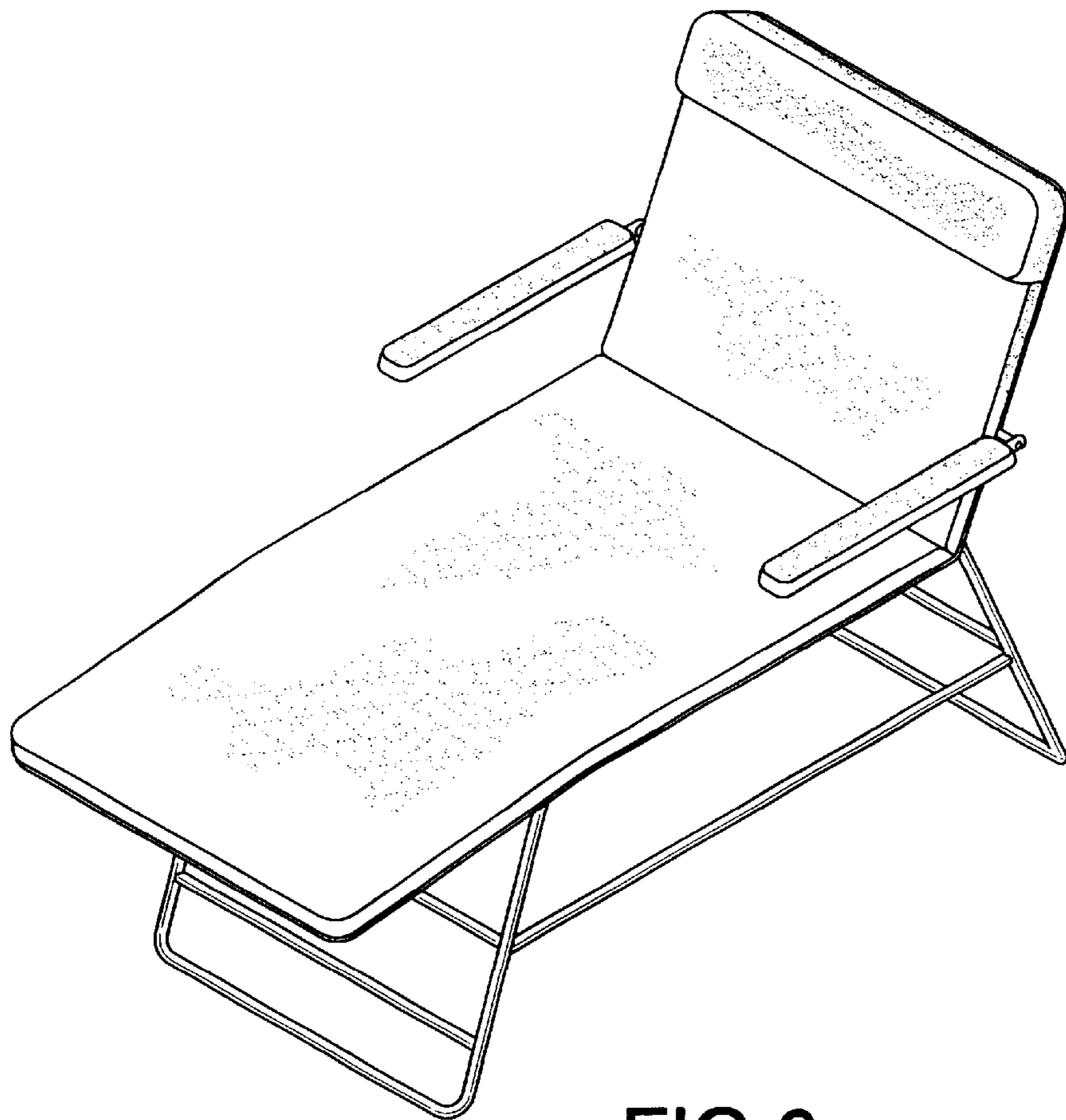


FIG.6