



US00D527535S

(12) **United States Design Patent**
Sturba et al.

(10) **Patent No.:** **US D527,535 S**

(45) **Date of Patent:** **** Sep. 5, 2006**

(54) **FOLDED PICTURE FRAME**

(76) Inventors: **Michael A. Sturba**, 1911 Francois Road, Windsor, Ontario N8W 4S9 (CA); **Russell N. Wilson**, 1858 Labadie, Windsor, Ontario N8W 4J7 (CA)

(**) **Term:** **14 Years**

(21) **Appl. No.:** **29/214,981**

(22) **Filed:** **Oct. 12, 2004**

Related U.S. Application Data

(63) Continuation of application No. 10/953,826, filed on Sep. 29, 2004.

(51) **LOC (8) Cl.** **06-07**

(52) **U.S. Cl.** **D6/310**

(58) **Field of Classification Search** D6/300-314, D6/406, 420, 406.1, 396, 454; D19/20, 78; 40/700, 701, 729, 745, 754, 757, 124.08; 211/55, 151, 1.52, 13.1; 248/459, 460, 463; 280/47.35; 108/43; 300/406.3, 406.4
See application file for complete search history.

(56) **References Cited**

U.S. PATENT DOCUMENTS

2,443,645	A	*	6/1948	Turan	40/750
3,758,065	A	*	9/1973	Ranseen	248/459
D253,740	S	*	12/1979	Dubler	D6/301
4,274,616	A	*	6/1981	Radtke	248/459
4,885,854	A		12/1989	Brandes	
D343,065	S		1/1994	Barbieri	
5,365,684	A		11/1994	Cartmell	
5,678,339	A		10/1997	Marventano	
D401,767	S		12/1998	Leung	
D401,768	S		12/1998	Leung	
D407,809	S		4/1999	Hammond	
5,936,862	A		8/1999	Wong	
6,010,158	A	*	1/2000	Croteau	281/33
D431,911	S		10/2000	Napracone	

D437,493	S		2/2001	Napracone	
D440,052	S		4/2001	Napracone	
D448,936	S	*	10/2001	Duy	D6/300
D451,686	S		12/2001	Allen	
D452,081	S		12/2001	Rowan	
D457,734	S		5/2002	Chan	
6,427,371	B1		8/2002	Olson et al.	
D464,050	S		10/2002	Mori	
6,493,969	B1	*	12/2002	Devos	40/120
D468,912	S		1/2003	Guay	
6,510,637	B1		1/2003	DeLozada et al.	
6,539,653	B1		4/2003	Finke	
6,584,717	B1		7/2003	Cinquina	
6,612,061	B1		9/2003	Janetzke	
D483,957	S		12/2003	Skinner	
6,679,032	B1		1/2004	Gerrie	
6,694,657	B1		2/2004	Tsao	
6,718,676	B1		4/2004	Miska	
6,725,587	B1	*	4/2004	Collins	40/124.06
D491,733	S		6/2004	Manrique	
6,978,562	B1	*	12/2005	Frenkel	40/124.06

* cited by examiner

Primary Examiner—Janice E. Seeger
Assistant Examiner—Sydney R Buffalow
(74) *Attorney, Agent, or Firm*—Butzel Long

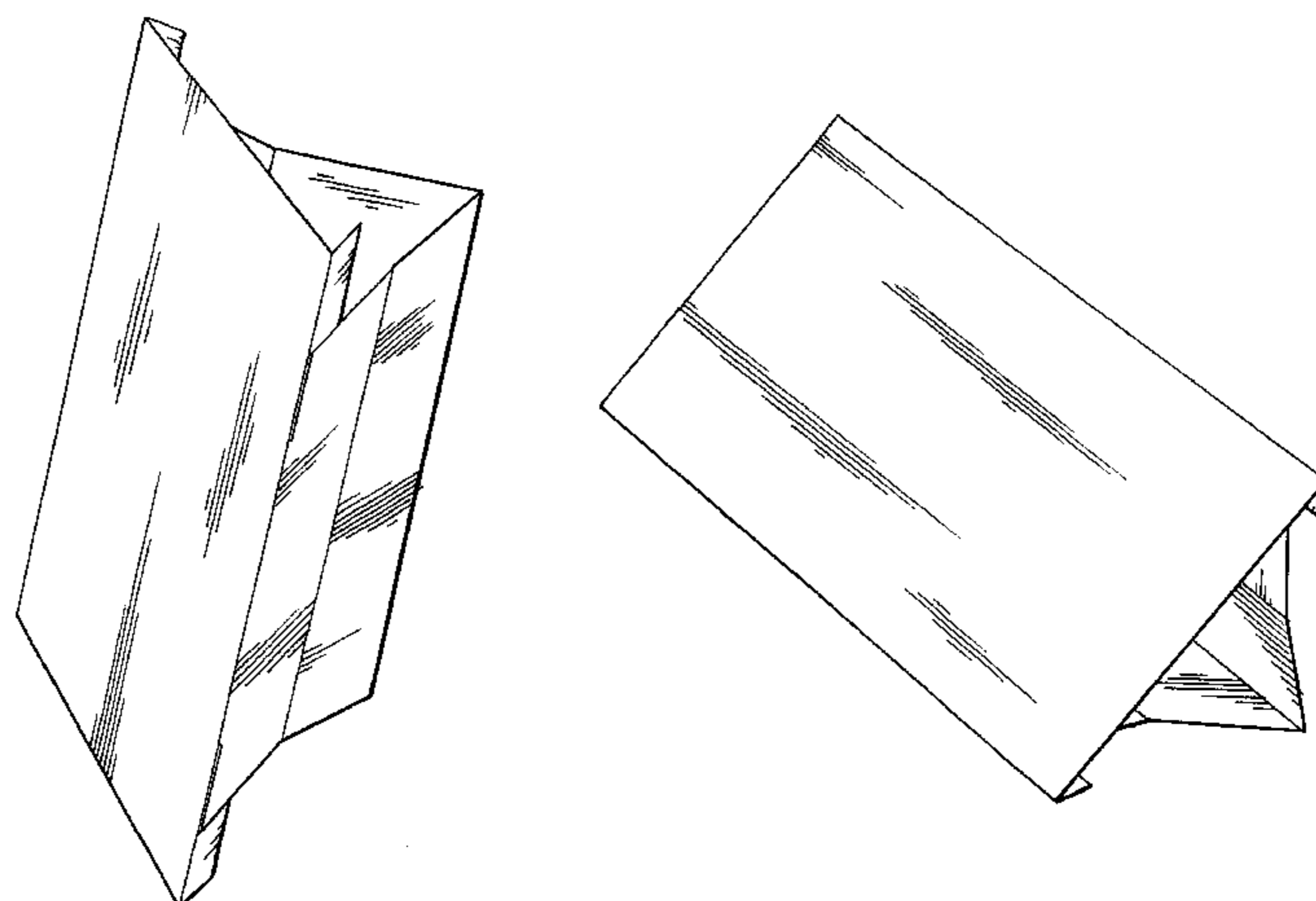
(57) **CLAIM**

The ornamental design for a folded picture frame, as shown and described.

DESCRIPTION

FIG. 1 is a perspective view of the folded picture frame of the present invention in a portrait orientation; FIG. 2 is a perspective view of the folded picture frame shown in FIG. 1 in a landscape orientation; FIG. 3 is a left side elevation view thereof; FIG. 4 is a front elevation view thereof; FIG. 5 is a right side elevation view thereof; FIG. 6 is a rear elevation view thereof; FIG. 7 is a top plan view thereof; and, FIG. 8 is a bottom plan view thereof.

1 Claim, 3 Drawing Sheets



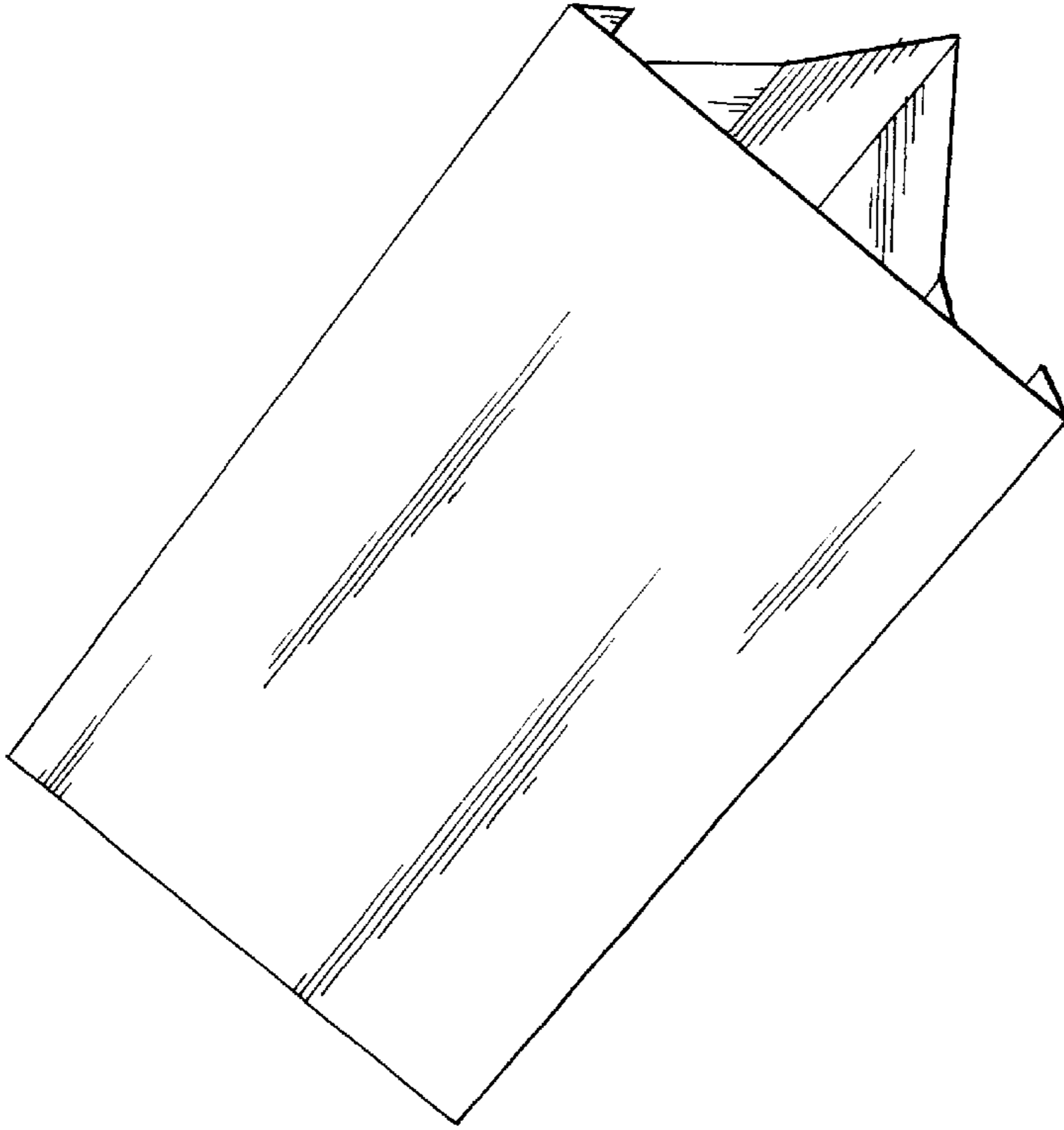


FIG. 2

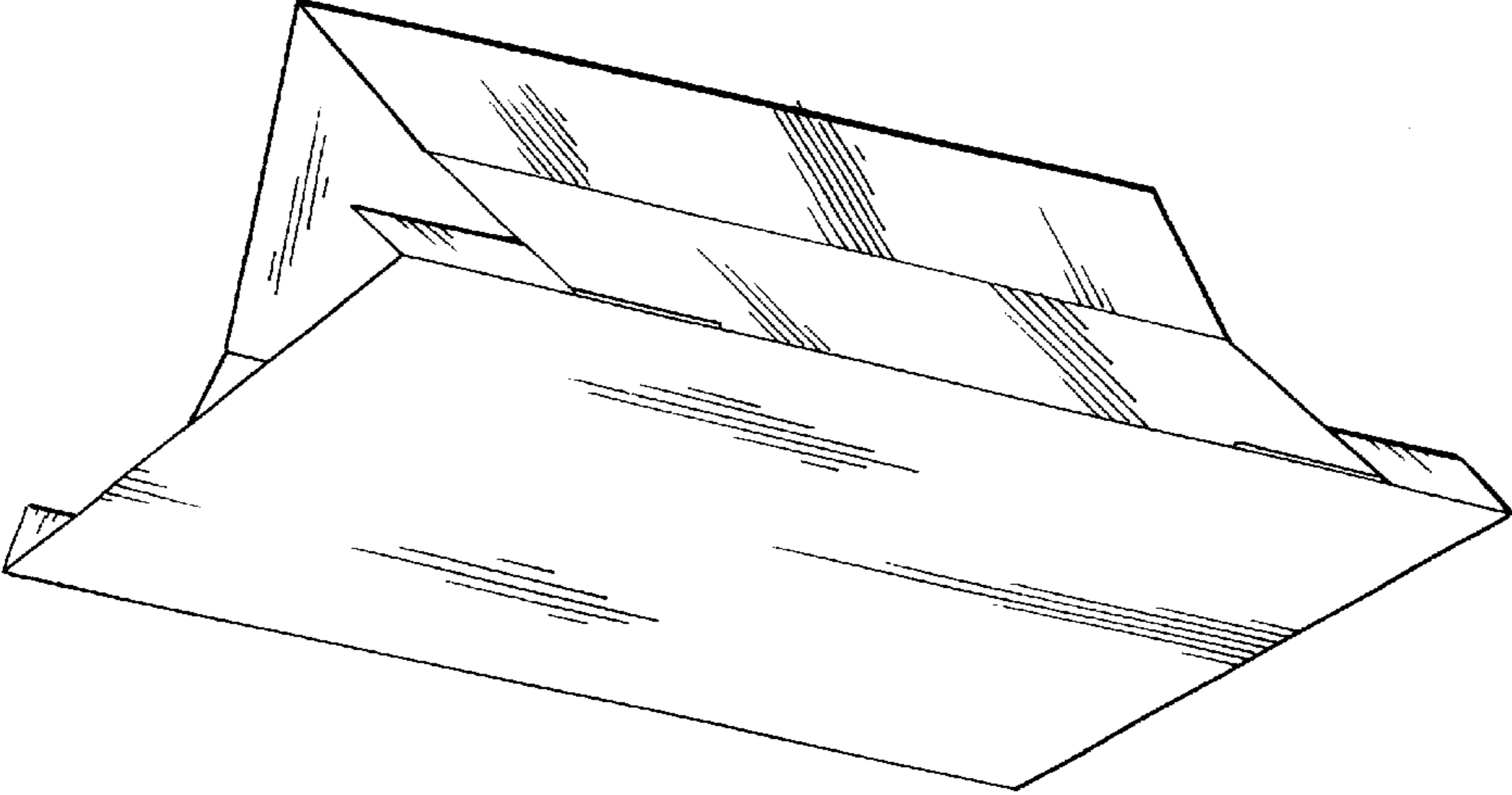


FIG. 1

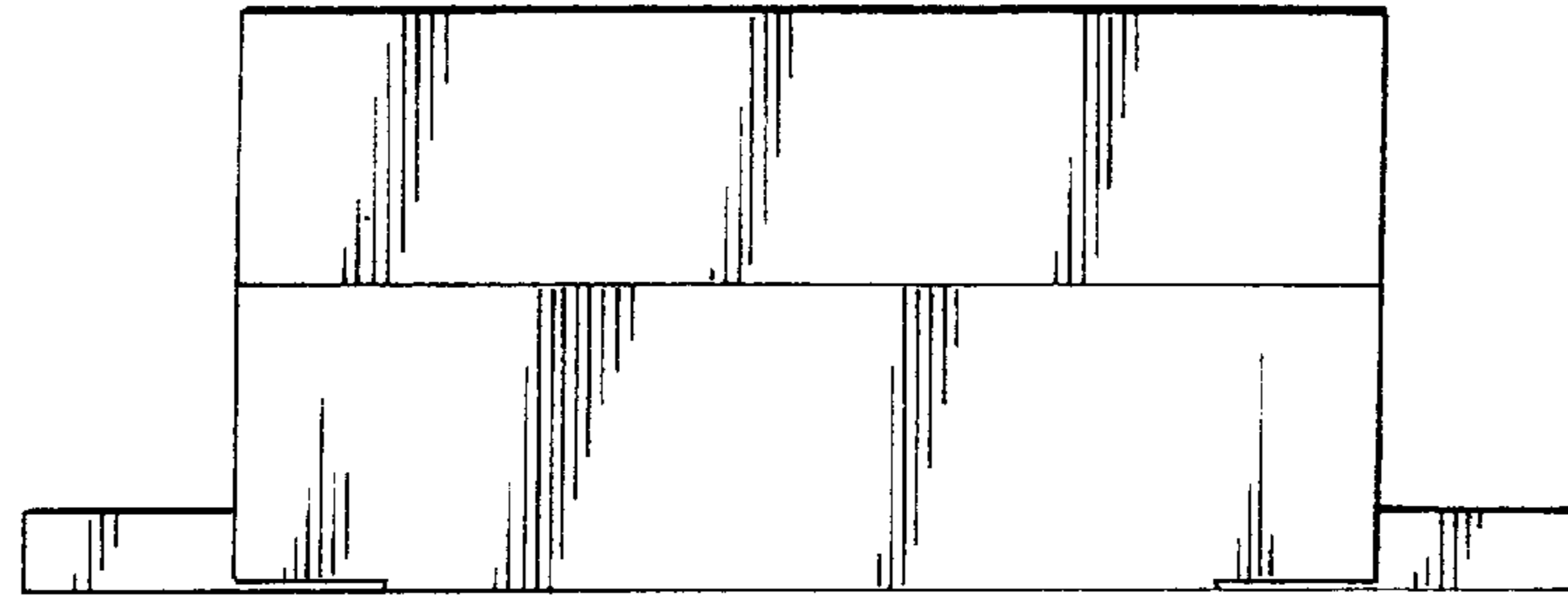


FIG. 3




FIG. 4

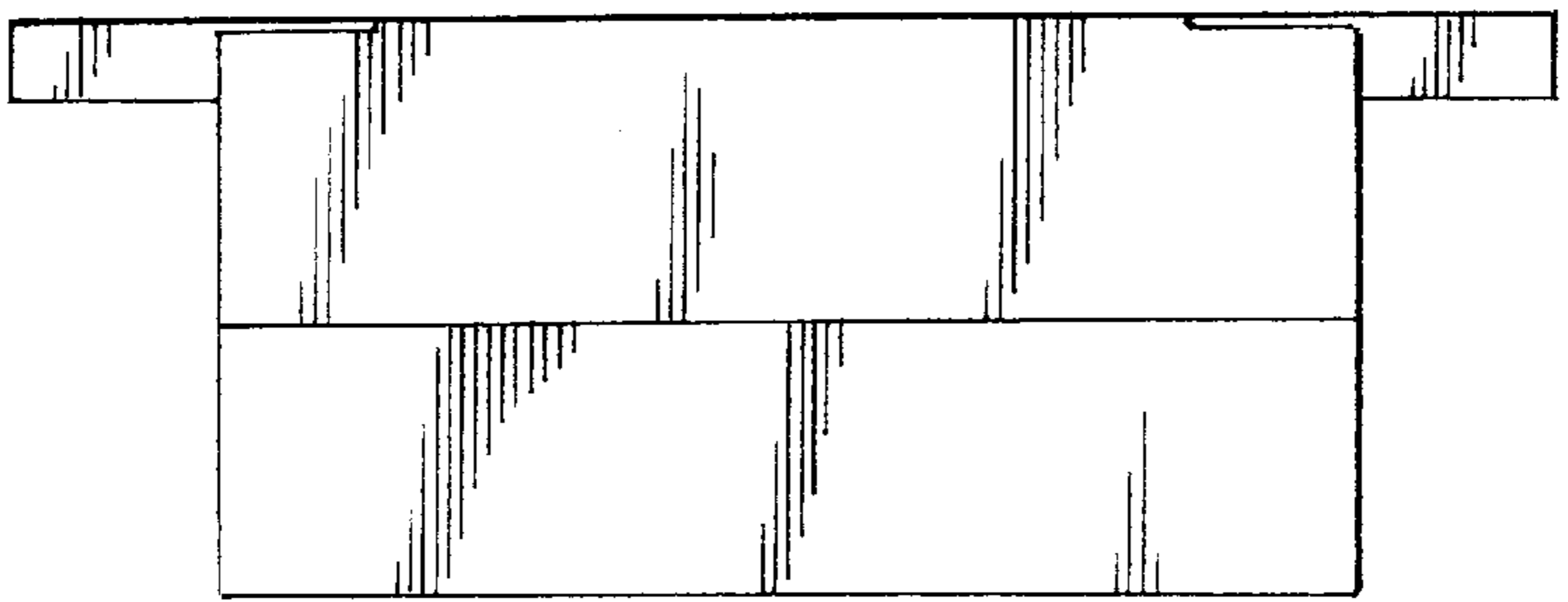


FIG. 5

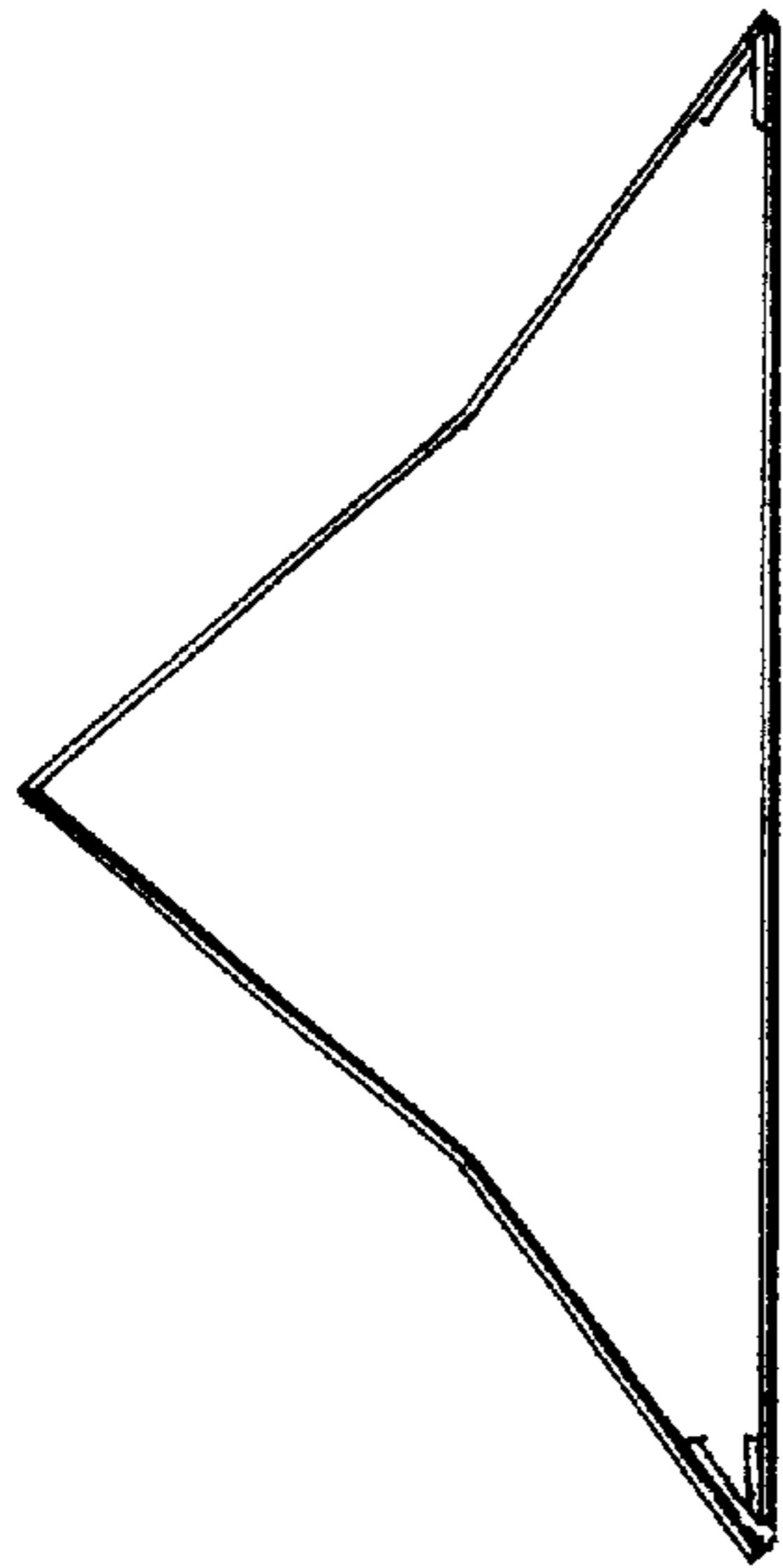


FIG. 7

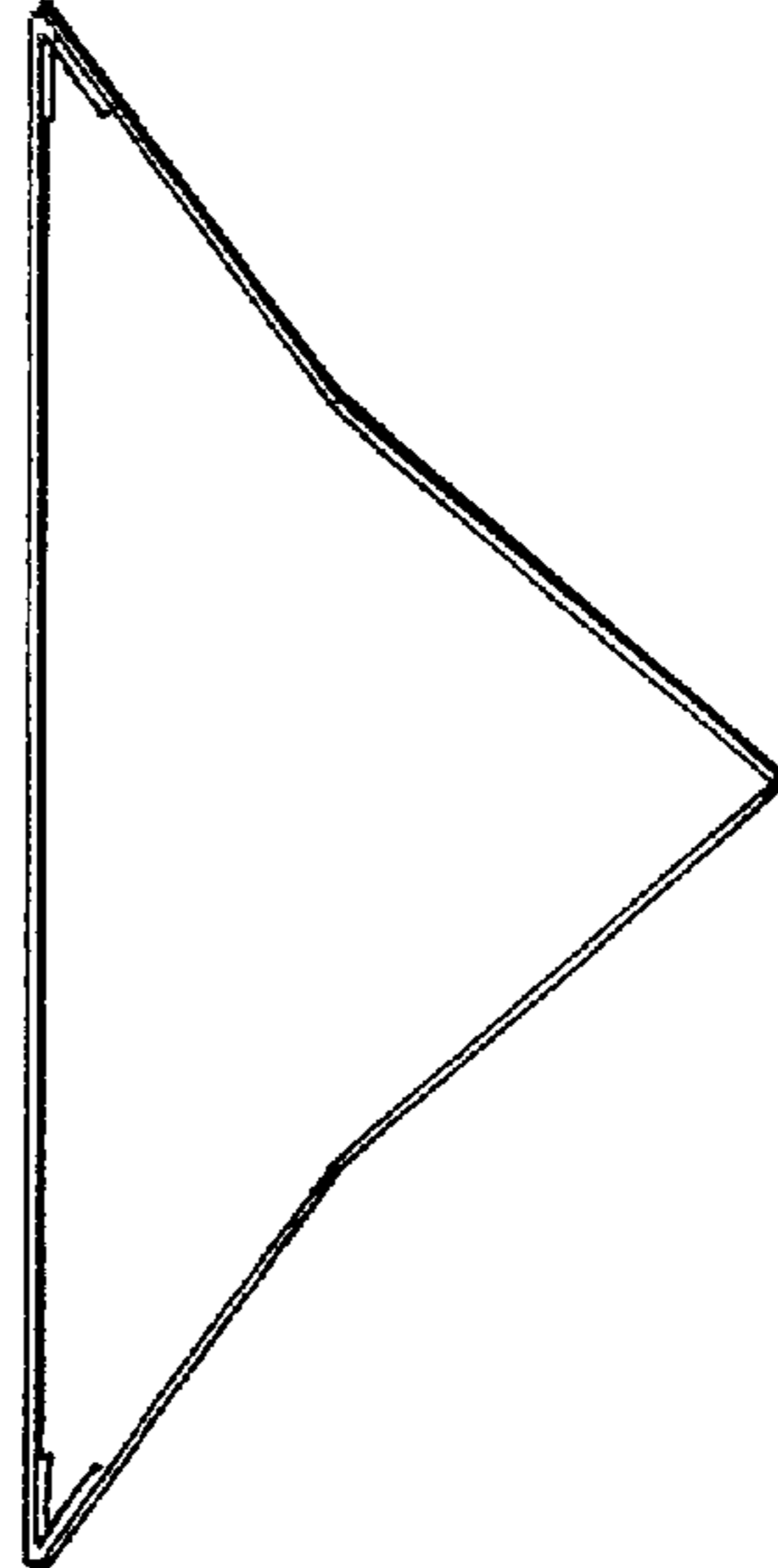


FIG. 8

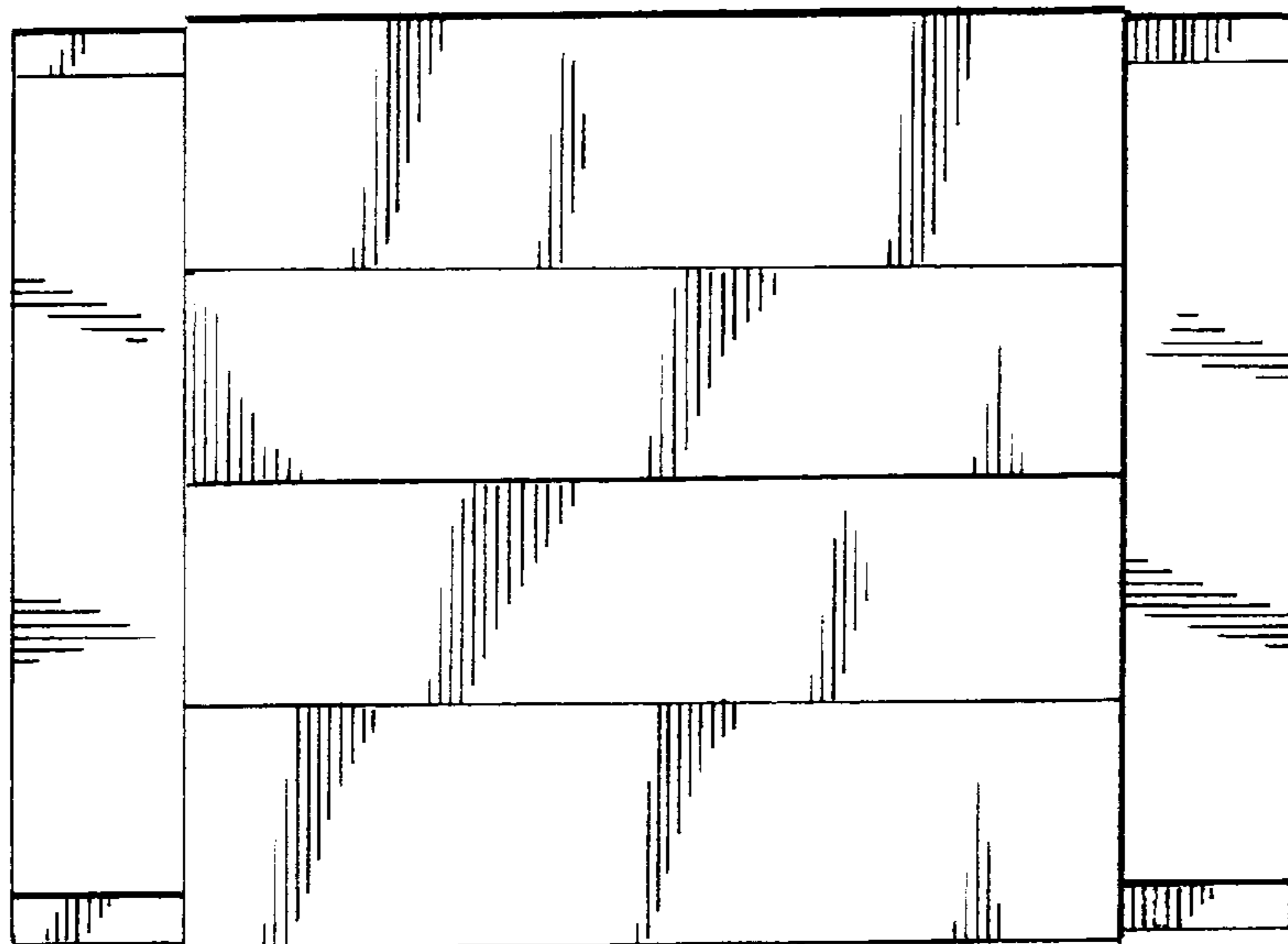


FIG. 6